

# O'Pro Small & Slim



## ELECTRIC WATER HEATER

### Models 10 to 15

(Vertical wall-mounted above and under sink)

### Models 30 to 50

(Slim vertical wall-mounted)



### Comfort

- Dedicated solution for direct hot water availability



### Durability

- Extended tank life thanks to O'Pro exclusive anti-corrosive protection
- Magnesium anode to bolster tank protection
- Diamond-quality glass lining
- Pressure relief valve
- Dielectric union
- Specific lip gasket to avoid corrosion around the flange



### Installation

#### Installation options:

- 10 and 15L: above & under sink mounting models
- 30 and 50L: slim diameter (338mm) water heater with above sink configuration

#### Safe operation:

- IP 25 (above sink models) and IP 24 (under sink models) – full compliance with European standards for electric safety and user protection



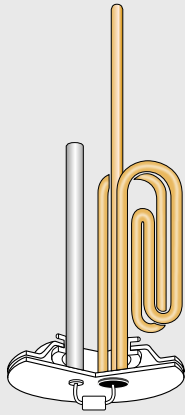
### Energy savings

- High-efficiency water inlet
- CFC-free high-density insulation for increased energy savings



### User-friendly

- Control knob on the bottom (above sink models) or on the top (under sink models)
- Heating light indicator



Video:



### Exclusive anti-corrosive system

O'Pro technology uses an ohmic resistor to balance out the electric potential of both the tank and the heating element. This extends the life of the magnesium anode as well as bolstering protection against corrosion.

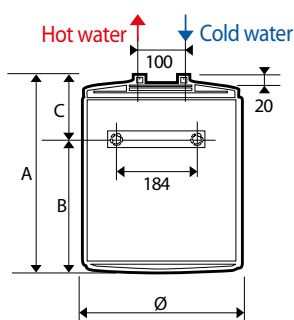
## Technical specifications

Model	Output (W)	Voltage (V)	Heat-up time at 60°C (Δt=20°C) (min)	Heat-up time at 60°C (Δt=50°C) (min)	Energy consumption kWh/24 h at 65°C	ErP energy class	Profile
<b>Above sink</b>							
10	1600	230 / 220-240*	10	24	0.48	A	XXS
15	1600	230 / 220-240*	14	35	0.58	B	XXS
<b>Under sink</b>							
10	2000	230 / 220-240*	8	19	0.63	B	XXS
15	2000	230 / 220-240*	11	28	0.66	B	XXS
<b>Vertical wall-mounted</b>							
30	2000	230 / 220-240*	23	57	0.76	C	S
50	2000	230 / 220-240*	38	96	1.13	C	M

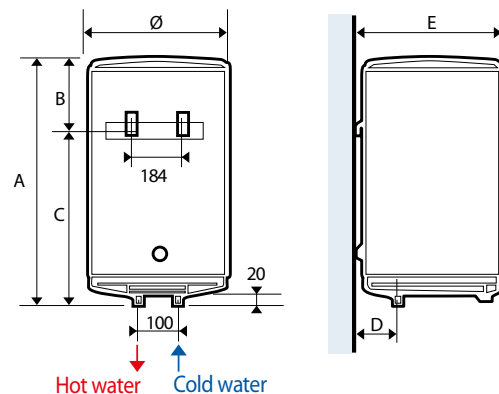
CE ENEC IP 25 IP 24

## Installation dimensions (mm)

Model	Dimensions (mm)						Flange opening (Ø) mm	Net weight (kg)
	Ø	A	B	C	D	E		
<b>Above sink</b>								
10	255	455	175	280	67	264	78	6.5
15	338	400	172	228	84	348	78	7.5
<b>Under sink</b>								
10	255	455	235	220	67	264	78	6.5
15	338	400	232	168	84	348	78	7.5
<b>Vertical wall-mounted</b>								
30	338	617	150	467	84	348	78	11.5
50	338	905	162	743	84	348	78	14.5



O'PRO SMALL UNDER SINK



O'PRO SMALL ABOVE SINK & O'PRO SLIM

\* Depending on models