

F620

HEATING PANEL WITH QUICK HEAT DIFFUSION AND EASY WEEKLY PROGRAMMING FOR GREATER COMFORT & SAVINGS

4 Models 500 to 2000 W (horizontal)



BENEFITS

- Sheathed heating element with an aluminium diffuser
- Quick heat diffusion
- Ergonomic LCD digital controls
- Open window detection
- Energy savings:
Weekly programming on free daily base & electronic regulation



+ EASY PROGRAMMING WITH 3 HEATING MODES



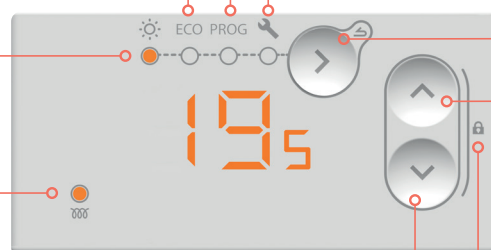
Comfort mode:
Temperature can be regulated from 12 °C to 28 °C / at 7°C (anti-frost) / OFF

Eco mode:
Temperature can be regulated from 10 °C to 19 °C / at 7 °C (anti-frost) / OFF

Prog mode:
Adjustable temperature setting per day & hour

Heating indicator

Decrease



Mode selection

Increase

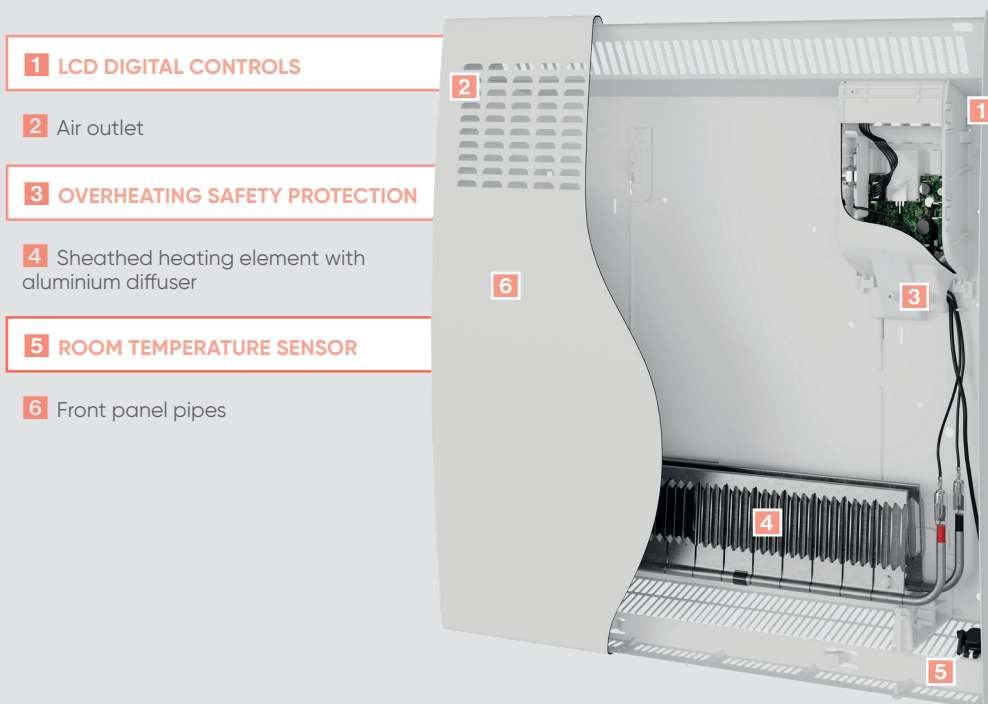
Lock/unlock

Settings

F620

4 Models 500 to 2000 W (horizontal)

+ PROVEN QUALITY WITH SHEATHED HEATING ELEMENT

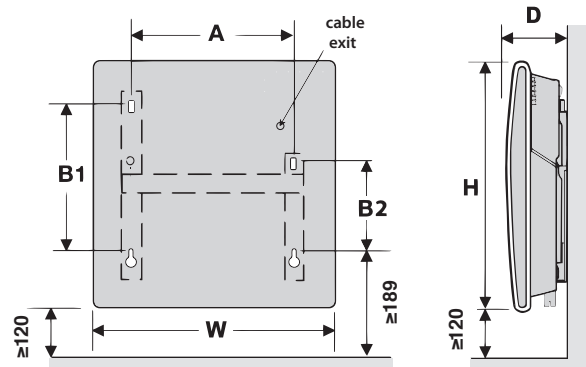


+ EASY INSTALLATION

- H-Shaped vertical support

Technical data

OUTPUT (W)	Dimensions (mm)						NET weight (kg)
	LENGHT (L)	Width (W)	Height (H)	A	B1	B2	
500	384	98	451	121	246	158	2.85
1000	458	98	451	195	246	158	3.2
1500	606	98	451	343	246	158	4.4
2000	754	98	451	491	246	158	5.15



CE Classe II IP 24