

Explorer

HIGH-PERFORMANCE HEAT PUMP WATER HEATER WITH OR WITHOUT COIL



+ PRODUCT

COMFORT

- Possibility to produce hot water with four different types of energy: heat pump, electric back-up, boiler and solar (thermal and photovoltaic)
- Wide heat pump temperature range of use (-5 to +43°C)
- Household-friendly noise level (53 dB(a))
- Comfort thanks to electric back-up
- Re-circulation connection to provide comfort on all points-of-use (versions with coil only)
- Possibility to tilt down on one side for easy transport
- Rated water pressure of 8 bars

QUALITY - DURABILITY

- ACI hybrid anti-corrosive protection
- Steatite technology (ceramic dry heating element)
- Diamond-quality enamel (glass-lined inner tank)
- Pressure relief valve
- Dielectric union
- Specific lip gasket to prevent rust around flange

USER-FRIENDLINESS

- Easy to install with adjustable & duct air inlet/outlet and adjustable feet
- Digital control panel with built-in day-to-day programming, different modes selection, display showing energy consumption
- Compatible with Cozytouch, allowing remote piloting through a smartphone or a tablet
- Easy to set up and to use

SAVINGS

- Up to 75% energy savings**
- High efficiency thanks to a COP > 3***
- Photovoltaic mode automatically chooses solar energy to produce a stock of hot water maximising self consumption (Set T^{water} lower during the night)
- Large optimised coil for fast heating adapted for low temperature devices (versions with coil only)
- More environmentally-friendly R513A gas (compared with R134A gas)
- CFC-free high-density insulation for increased energy savings
- High-efficiency water inlet

HEAT PUMP WATER HEATER

200 TO 270 L (FLOOR-STANDING)



Model available*



Energy savings



Digital controls



Tank protection



Dry ceramic back-up heating element



Cozytouch
Remote piloting

Explorer

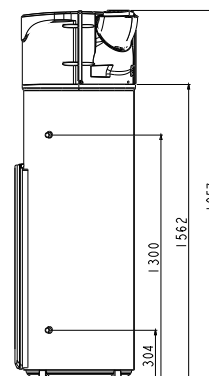
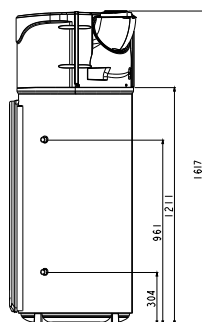
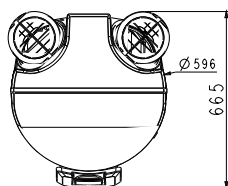


- 1 Evaporator
- 2 High-efficiency heat pump with wide temperature range
- 3 Intuitive control panel
- 4 Diamond-quality enamel
- 5 Enamelled sleeve and Steatite heating element
- 6 Coil (1.2 m²):
 - Solar mode
 - Boiler mode
- 7 Adjustable air inlet / outlet (360°)
- 8 ACI Hybrid anti-corrosive protection
- 9 Adjustable feet



- 1 Menu button with access to general information, energy consumption and mode selection (Boost, Auto, Manual, Absence)
- 2 Control knob for temperature adjustments
- 3 Temperature validation button
- 4 Return to previous screen view
- 5 Display graphically showing active mode and energy consumption statistics

INSTALLATION DIMENSIONS

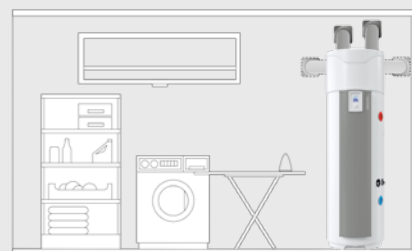


TECHNICAL DATA

SPECIFICATIONS	CAPACITY			
	200L	200L with coil	270L	270L with coil
Dimensions (mm)	1617 x 620 x 665		1957 x 620 x 665	
Net weight (Kg)	80	97	92	111
Rated water pressure (bars)	8			
Electrical connection (V/Hz)	230V single phase/50 Hz			
Maximal total power consumed by the device (W)	2500			
Maximal power consumed by the heat pump (W)	700			
Power consumed by electric back-up (W)	1800			
Water temperature range by heat pump (°C)	50 to 62°C			
Heat pump air temperature range of use (°C)	-5 to +43°C			
Vacuum air flow (ambient installation) (m ³ /h)	390			
Acoustic power (dB(A))	53			
Refrigerant fluid R513A capacity (Kg)	0,8		0,86	
Coil surface (m ²)	1,2			
Heating up time (at T ^{air} 7°C)	7h52	7h53	10h49	10h52
V40 (at T ^{air} 7°C)	265	261	356	358
COP at T ^{air} 7°C ⁽¹⁾ (ducted installation)	2,8	2,8	3,2	3
COP at T ^{air} 15°C ⁽¹⁾ (ambient)	3,1	3,1	3,5	3,5
COP at T ^{air} 20°C ⁽¹⁾ (ambient)	3,2	3,3	3,8	3,8
Recirculation connection	Available for models with coil			
Profile	L		XL	
ErP class	A+			



Ajustable air inlet / outlet



Suitable for all installations (low ceiling, corner...)

⁽¹⁾Compliant with EN 16147 conditions