

# SERVICE MANUAL



Indoor unit	Outdoor unit
ARXG24KHTAP	AOHG24KBTB
ARXG30KHTAP	AOHG30KBTB
ARXG36KHTAP	AOHG36KBTB
ARXG45KHTAP	AOHG45KBTB
ARXG54KHTAP	AOHG54KBTB

## CONTENTS

SPECIFICATIONS.....	1
DIMENSIONS.....	8
REFRIGERANT SYSTEM DIAGRAM....	21
INDOOR PCB CIRCUIT DIAGRAM ....	23
OUTDOOR PCB CIRCUIT DIAGRAM..	25
ERROR DETECTION .....	28
PARTS (INDOOR UNIT).....	30
PARTS (OUTDOOR UNIT).....	40
ACCESSORIES .....	56

# Specifications ( Indoor unit )

Type				Duct		
				Inverter heat pump		
Model name				ARXG24KHTAP	ARXG30KHTAP	
Power supply				230 V ~ 50 Hz		
Power supply intake				Outdoor unit		
Available voltage range				198—264 V		
Capacity	Cooling	Rated	kW	6.8	8.5	
			Btu/h	23,200	29,000	
		Min.—Max.	kW	0.9—8.0	2.8—10.0	
	Heating		Btu/h	3,100—27,300	9,600—34,100	
		Rated	kW	7.5	10.0	
			Btu/h	25,600	34,100	
Input power	Cooling	Rated	kW	0.9—9.1	2.7—11.2	
			Btu/h	3,100—31,000	9,200—38,200	
		Max.				
	Heating	Rated				
		Max.				
		HIGH				
Fan	MED					
	LOW					
	QUIET					
Current	Cooling	Rated	A	8.3	11.7	
	Heating		A	8.1	11.7	
Power factor	Cooling		%	98.7	98.1	
	Heating		%	98.7	97.7	
EER		Cooling	kW/kW	3.60	3.21	
COP		Heating	kW/kW	4.06	3.80	
Moisture removal			L/h (pints/h)	1.8 (3.2)	2.3 (4.0)	
Maximum operating current *1			A	13.6	22.6	
				13.6	22.6	
Fan	Airflow rate	Cooling	HIGH	1,360	1,700	
			MED	1,080	1,360	
			LOW	880	1,190	
			QUIET	680	1,070	
		Heating	HIGH	1,360	1,700	
			MED	1,080	1,360	
			LOW	880	1,190	
			QUIET	680	1,070	
		Type × Q'ty			Sirocco fan × 2	
		Motor output			W	197
Static pressure range			Pa	30 to 200		
Sound pressure level *2	Cooling	HIGH	dB (A)	32	36	
		MED		28	33	
		LOW		24	30	
		QUIET		21	29	
	Heating	HIGH		32	36	
		MED		28	33	
		LOW		24	30	
		QUIET		21	29	
Sound power level	Cooling	dB (A)	57	63		
	Heating		57	65		
Heat exchanger type	Dimensions (H × W × D)		mm	420 × 758 × 39.9		
	Fin pitch			1.4		
	Rows × Stages			3 × 20		
	Pipe type			Copper		
	Fin type			Aluminum		
Enclosure	Material		Steel sheet			
	Color		—			
Dimensions (H × W × D)	Net		mm	300 × 1,000 × 700		
	Gross			400 × 1,238 × 875		
Weight	Net		kg	36		
	Gross			43	44	
Connection pipe	Size	Liquid	mm (in)	Ø 6.35 (1/4)	Ø 9.52 (3/8)	
		Gas		Ø 12.70 (1/2)	Ø 15.88 (5/8)	
Drain hose	Method		Flare			
	Material		PVC			
Operation range	Size		mm	Ø 25 (I.D.), Ø 32 (O.D.)		
			°C	18 to 32		
Remote control (Option)	Cooling		%RH	80 or less		
	Heating		°C	16 to 30		
Remote control (Option)				Wired remote controller, Wireless remote controller, Mobile app*3 (FGLair™)		
NOTES:						
<ul style="list-style-type: none"><li>Specifications are based on the following conditions:<ul style="list-style-type: none"><li>Cooling: Indoor temperature of 27 °CDB/19 °CWB, and outdoor temperature of 35 °CDB/24 °CWB.</li><li>Heating: Indoor temperature of 20 °CDB/15 °CWB, and outdoor temperature of 7 °CDB/6 °CWB.</li><li>Pipe length: 5 m, Height difference: 0 m. (Between outdoor unit and indoor unit.)</li><li>Standard static pressure; 24 type: 35 Pa, 30 type: 47 Pa</li></ul></li><li>Protective function might work when using it outside the operation range.</li><li>*1: Maximum operating current is the total current of the indoor unit and the outdoor unit.</li><li>*2: Sound pressure level:<ul style="list-style-type: none"><li>Measured values in manufacturer's anechoic chamber.</li><li>Because of the surrounding sound environment, the sound levels measured in actual installation conditions might be higher than the specified values here.</li></ul></li><li>*3: Available on Google Play™ store or on App Store®. Optional WLAN adapter is also required. For details, refer to the setting manual.</li></ul>						

Model name			ARXG24KHTAP	ARXG30KHTAP
Energy efficiency class	Cooling		A <sup>++</sup>	A <sup>++</sup>
	Heating (Average)		A <sup>+</sup>	A <sup>+</sup>
Pdesign	Cooling	kW	6.8 (35°C)	8.5 (35°C)
	Heating (Average)		6.0 (-10°C)	8.0 (-10°C)
SEER	Cooling	kWh/kWh	6.50	6.23
SCOP	Heating (Average)		4.10	4.00
Annual energy consumption	QCE	kWh/a	366	477
	QHE (Average)		2,048	2,796

Type				Duct			
				Inverter heat pump			
Model name				ARXG36KHTAP	ARXG45KHTAP	ARXG54KHTAP	
Power supply				230 V ~ 50 Hz			
Power supply intake				Outdoor unit			
Available voltage range				198—264 V			
Capacity	Cooling	Rated	kW	9.5	12.1	13.4	
			Btu/h	32,400	41,300	45,700	
		Min.—Max.	kW	2.8—11.2	4.0—14.0	4.5—14.5	
		Btu/h	9,600—38,200	13,600—47,800	15,400—49,500		
	Heating	Rated	kW	10.8	13.5	15.5	
			Btu/h	36,900	46,100	52,900	
Min.—Max.		kW	2.7—12.7	4.2—16.2	4.7—16.5		
		Btu/h	9,200—43,300	14,300—55,300	16,000—56,300		
Input power	Cooling	Rated	kW	2.86	3.53	4.42	
		Max.		3.85	4.64	4.81	
	Heating	Rated		2.48	3.37	3.89	
		Max.		3.72	4.34	4.63	
	Fan	HIGH	W	150	225	225	
		MED		90	135	135	
		LOW		60	90	90	
		QUIET		45	70	70	
Current	Cooling	Rated	A	12.6	15.5	19.4	
	Heating			11.0	14.8	17.1	
Power factor	Cooling		%	98.4	98.8	99.0	
	Heating			98.1	98.9	99.0	
EER		Cooling	kW/kW	3.32	3.43	3.03	
COP		Heating		4.35	4.01	3.98	
Moisture removal			L/h (pints/h)	2.0 (3.5)	2.6 (4.6)	3.7 (6.5)	
Maximum operating current *1		Cooling	A	22.6	28.5		
		Heating		22.6	28.5		
Fan	Airflow rate	Cooling	m³/h	2,050	2,550		
				MED	1,640	2,040	
				LOW	1,330	1,650	
				QUIET	1,070	1,430	
		Heating		HIGH	1,850	2,550	
				MED	1,640	2,040	
				LOW	1,330	1,650	
				QUIET	1,070	1,430	
	Type × Q'ty			Sirocco fan × 3			
	Motor output			W	375		
Static pressure range			Pa	30 to 200			
Sound pressure level *2	Cooling		dB (A)	36	39		
				31	35		
				28	31		
				26	29		
	Heating			HIGH	33	39	
				MED	31	35	
				LOW	28	31	
				QUIET	26	29	
Sound power level		Cooling	dB (A)	64	67		
Heating	63	69					
Heat exchanger type	Dimensions (H × W × D)		mm	420 × 1,158 × 39.9			
	Fin pitch			1.4			
	Rows × Stages		3 × 20				
	Pipe type		Copper				
	Fin type		Aluminum				
Enclosure		Material	Steel sheet				
		Color	—				
Dimensions (H × W × D)	Net		mm	300 × 1,400 × 700			
	Gross			400 × 1,638 × 875			
Weight	Net		kg	46			
	Gross			56			
Connection pipe	Size	Liquid	mm (in)	Ø 9.52 (3/8)			
		Gas		Ø 15.88 (5/8)			
Drain hose	Method			Flare			
	Material			PVC			
	Size		mm	Ø 25 (I.D.), Ø 32 (O.D.)			
Operation range	Cooling		°C	18 to 32			
			%RH	80 or less			
	Heating		°C	16 to 30			
Remote control (Option)				Wired remote controller, Wireless remote controller, Mobile app*3 (FGLair™)			

#### NOTES:

- Specifications are based on the following conditions:
  - Cooling: Indoor temperature of 27 °CDB/19 °CWB, and outdoor temperature of 35 °CDB/24 °CWB.
  - Heating: Indoor temperature of 20 °CDB/15 °CWB, and outdoor temperature of 7 °CDB/6 °CWB.
  - Pipe length: 5 m, Height difference: 0 m. (Between outdoor unit and indoor unit.)
  - Standard static pressure; 36 type: 47 Pa, 45 and 54 types: 60 Pa
- Protective function might work when using it outside the operation range.
- \*1: Maximum operating current is the total current of the indoor unit and the outdoor unit.
- \*2: Sound pressure level:
  - Measured values in manufacturer's anechoic chamber.
  - Because of the surrounding sound environment, the sound levels measured in actual installation conditions might be higher than the specified values here.
- \*3: Available on Google Play™ store or on App Store®. Optional WLAN adapter is also required. For details, refer to the setting manual.



Model name			ARXG36KHTAP
Energy efficiency class	Cooling		A <sup>++</sup>
	Heating (Average)		A <sup>+</sup>
Pdesign	Cooling	kW	9.5 (35°C)
	Heating (Average)		8.7 (-10°C)
SEER	Cooling	kWh/kWh	6.10
SCOP	Heating (Average)		4.20
Annual energy consumption	QCE	kWh/a	544
	QHE (Average)		2,898

# Specifications ( Outdoor unit )

Type				Inverter heat pump
Model name				AOHG24KBTB
Power supply				230 V ~ 50 Hz
Power supply intake				Outdoor unit
Available voltage range				198—264 V
Starting current			A	8.3
Fan	Airflow rate	Cooling	m³/h	2,700
		Heating		2,700
	Type × Q'ty		Propeller × 1	
	Motor output		W	49
Sound pressure level *1		Cooling	dB (A)	53
		Heating		54
Sound power level		Cooling	dB (A)	65
		Heating		66
Heat exchanger type		Dimensions (H × W × D)	mm	Main1: 672 × 881 × 18.2 Main2: 672 × 851 × 18.2
		Fin pitch		1.3
		Rows × Stages		2 × 32
		Pipe type		Copper tube
		Fin	Type (Material)	Aluminum
			Surface treatment	PC fin
Compressor	Type × Q'ty		DC Twin rotary × 1	
	Motor output		W	1,060
Refrigerant		Type (Global warming potential)		R32 (675)
		Factory charge	g	1,250
Refrigerant oil		Type		RmM68AF
		Amount	cm³	400
Enclosure		Material		Steel sheet
		Color		Beige Approximate color of Munsell 10YR 7.5/1.0
Dimensions (H × W × D)	Net		mm	716 × 820 × 315
	Gross			776 × 961 × 450
Weight	Net		kg	42
	Gross			46
Connection pipe	Size	Liquid	mm (in)	Ø6.35 (1/4)
		Gas		Ø12.70 (1/2)
	Method			Flare
	Pre-charge length			20
	Max. length			30
	Max. height difference			25
	Operation range		Cooling	°C
Heating			-15 to 24	
Drain hose		Material		PP
		Size	mm	Ø13.0 (I. D.), Ø16.0 to Ø16.8 (O. D.)
<b>NOTES:</b> <ul style="list-style-type: none"><li>Specifications are based on the following conditions:<ul style="list-style-type: none"><li>Cooling: Indoor temperature of 27 °CDB/19 °CWB, and outdoor temperature of 35 °CDB/24 °CWB.</li><li>Heating: Indoor temperature of 20 °CDB/15 °CWB, and outdoor temperature of 7 °CDB/6 °CWB.</li><li>Pipe length: 5 m, Height difference: 0 m. (Between outdoor unit and indoor unit.)</li></ul></li><li>Protective function might work when using it outside the operation range.</li><li>*1: Sound pressure level<ul style="list-style-type: none"><li>Measured values in manufacturer's anechoic chamber.</li><li>Because of the surrounding sound environment, the sound levels measured in actual installation conditions might be higher than the specified values here.</li></ul></li></ul>				

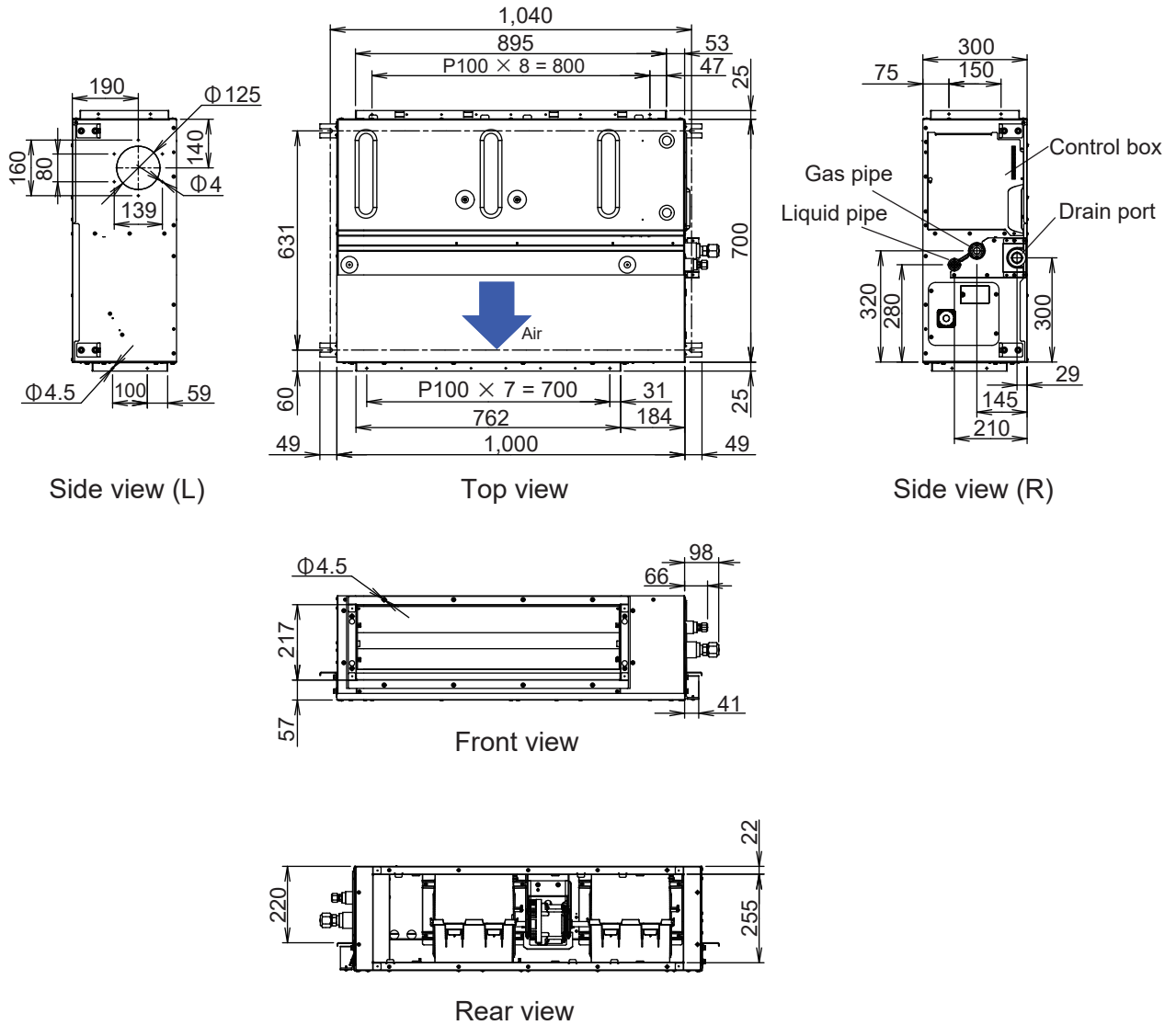
Type				Inverter heat pump	
Model name				AOHG30KBTB	AOHG36KBTB
Power supply				230 V ~ 50 Hz	
Power supply intake				Outdoor unit	
Available voltage range				198—264 V	
Starting current			A	11.7	12.6
Fan	Airflow rate	Cooling	m³/h	3,750	
		Heating		3,750	
	Type × Q'ty			Propeller × 1	
	Motor output		W	100	
Sound pressure level *1		Cooling	dB (A)	53	55
		Heating		55	55
Sound power level		Cooling	dB (A)	68	70
		Heating		69	70
Heat exchanger type		Dimensions (H × W × D)	mm	Main1: 756 × 905 × 18.2 Main2: 756 × 905 × 18.2	
		Fin pitch		1.45	
		Rows × Stages		1 × 36	
		Pipe type		Copper	
		Fin	Type (Material)	Aluminum	
			Surface treatment	Blue fin	
Compressor	Type × Q'ty	DC Twin rotary × 1			
	Motor output		W	1,500	
Refrigerant		Type (Global warming potential)		R32 (675)	
		Factory charge	g	1,900	
Refrigerant oil		Type		FW68D	
		Amount	cm³	600	
Enclosure		Material		Steel sheet	
		Color		Beige	
		Approximate color of Munsell 10YR 7.5/1.0			
Dimensions (H × W × D)	Net		mm	788 × 940 × 320	
	Gross			966 × 1,027 × 445	
Weight	Net		kg	52	
	Gross			60	
Connection pipe	Size	Liquid	mm (in)	Ø9.52 (3/8)	
		Gas		Ø15.88 (5/8)	
	Method		Flare		
	Pre-charge length		m	30	
	Max. length			50	
	Max. height difference			30	
Operation range		Cooling	°C	-15 to 46	
		Heating		-15 to 24	
Drain hose		Material		LDPE	
		Size	mm	Ø13.0 (I. D.), Ø16.0 to Ø16.8 (O. D.)	
NOTES:					
<div><div><div><div><div></div><div></div></div><div><div><div></div></div><div><div></div></div></div><div><div><div></div></div><div><div></div></div></div><div><div><div></div></div><div><div></div></div></div></div><div><div><div></div></div><div><div></div></div></div><div><div><div></div></div><div><div></div></div></div></div><div><div><div></div></div><div><div></div></div></div><div><div><div></div></div><div><div></div></div></div></div> <div><div><div></div></div><div><div></div></div></div> <div><div><div></div></div><div><div></div></div></div> <div><div><div></div></div><div><div></div></div></div> <div><div><div></div></div><div><div></div></div></div> <div><div><div></div></div><div><div></div></div></div> <div><div><div></div></div><div><div></div></div></div> <div><div><div></div></div><div><div></div></div></div> <div><div><div></div></div><div><div></div></div></div> <div><div><div></div></div><div><div></div></div></div> <div><div><div></div></div><div><div></div></div></div> <div><div><div></div></div><div><div></div></div></div> <div><div><div></div></div><div><div></div></div></div> <div><div><div></div></div><div><div></div></div></div> <div><div><div></div></div><div><div></div></div></div> <div><div><div></div></div><div><div></div></div></div> <div><div><div></div></div><div><div></div></div></div> <div><div><div></div></div><div><div></div></div></div> <div><div><div></div></div><div><div></div></div></div> <div><div><div></div></div><div><div></div></div></div> <div><div><div></div></div><div><div></div></div></div> <div><div><div></div></div><div><div></div></div></div> <div><div><div></div></div><div><div></div></div></div> <div><div><div></div></div><div><div></div></div></div> <div><div><div></div></div><div><div></div></div></div> <div><div><div></div></div><div><div></div></div></div> <div><div><div></div></div><div><div></div></div></div> <div><div><div></div></div><div><div></div></div></div> <div><div><div></div></div><div><div></div></div></div> <div><div><div></div></div><div><div></div></div></div> <div><div><div></div></div><div><div></div></div></div> <div><div><div></div></div><div><div></div></div></div> <div><div><div></div></div><div><div></div></div></div> <div><div><div></div></div><div><div></div></div></div> <div><div><div></div></div><div><div></div></div></div> <div><div><div></div></div><div><div></div></div></div> <div><div><div></div></div><div><div></div></div></div> <div><div><div></div></div><div><div></div></div></div> <div><div><div></div></div><div><div></div></div></div> <div><div><div></div></div><div><div></div></div></div> <div><div><div></div></div><div><div></div></div></div> <div><div><div></div></div><div><div></div></div></div> <div><div><div></div></div><div><div></div></div></div> <div><div><div></div></div><div><div></div></div></div> <div><div><div></div></div><div><div></div></div></div> <div><div><div></div></div><div><div></div></div></div> <div><div><div></div></div><div><div></div></div></div> <div><div><div></div></div><div><div></div></div></div> <div><div><div></div></div><div><div></div></div></div> <div><div><div></div></div><div><div></div></div></div> <div><div><div></div></div><div><div></div></div></div> <div><div><div></div></div><div><div></div></div></div> <div><div><div></div></div><div><div></div></div></div> <div><div><div></div></div><div><div></div></div></div> <div><div><div></div></div><div><div></div></div></div> <div><div><div></div></div><div><div></div></div></div> <div><div><div></div></div><div><div></div></div></div> <div><div><div></div></div><div><div></div></div></div> <div><div><div></div></div><div><div></div></div></div> <div><div><div></div></div><div><div></div></div></div> <div><div><div></div></div><div><div></div></div></div> <div><div><div></div></div><div><div></div></div></div> <div><div><div></div></div><div><div></div></div></div> <div><div><div></div></div><div><div></div></div></div> <div><div><div></div></div><div><div></div></div></div> <div><div><div></div></div><div><div></div></div></div> <div><div><div></div></div><div><div></div></div></div> <div><div><div></div></div><div><div></div></div></div> <div><div><div></div></div><div><div></div></div></div> <div><div><div></div></div><div><div></div></div></div> <div><div><div></div></div><div><div></div></div></div> <div><div><div></div></div><div><div></div></div></div> <div><div><div></div></div><div><div></div></div></div> <div><div><div></div></div><div><div></div></div></div> <div><div><div></div></div><div><div></div></div></div> <div><div><div></div></div><div><div></div></div></div> <div><div><div></div></div><div><div></div></div></div> <div><div><div></div></div><div><div></div></div></div> <div><div><div></div></div><div><div></div></div></div> <div><div><div></div></div><div><div></div></div></div> <div><div><div></div></div><div><div></div></div></div> <div><div><div></div></div><div><div></div></div></div> <div><div><div></div></div><div><div></div></div></div> <div><div><div></div></div><div><div></div></div></div> <div><div><div></div></div><div><div></div></div></div> <div><div><div></div></div><div><div></div></div></div> <div><div><div></div></div><div><div></div></div></div> <div><div><div></div></div><div><div></div></div></div> <div><div><div></div></div><div><div></div></div></div> <div><div><div></div></div><div><div></div></div></div> <div><div><div></div></div><div><div></div></div></div> <div><div><div></div></div><div><div></div></div></div> <div><div><div></div></div><div><div></div></div></div> <div><div><div></div></div><div><div></div></div></div> <div><div><div></div></div><div><div></div></div></div> <div><div><div></div></div><div><div></div></div></div> <div><div><div></div></div><div><div></div></div></div> <div><div><div></div></div><div><div></div></div></div> <div><div><div></div></div><div><div></div></div></div> <div><div><div></div></div><div><div></div></div></div> <div><div><div></div></div><div><div></div></div></div> <div><div><div></div></div><div><div></div></div></div> <div><div><div></div></div><div><div></div></div></div> <div><div><div></div></div><div><div></div></div></div> <div><div><div></div></div><div><div></div></div></div> <div><div><div></div></div><div><div></div></div></div> <div><div><div></div></div><div><div></div></div></div> <div><div><div></div></div><div><div></div></div></div> <div><div><div></div></div><div><div></div></div></div> <div><div><div></div></div><div><div></div></div></div> <div><div><div></div></div><div><div></div></div></div> <div><div><div></div></div><div><div></div></div></div> <div><div><div></div></div><div><div></div></div></div> <div><div><div></div></div><div><div></div></div></div> <div><div><div></div></div><div><div></div></div></div> <div><div><div></div></div><div><div></div></div></div> <div><div><div></div></div><div><div></div></div></div> <div><div><div></div></div><div><div></div></div></div> <div><div><div></div></div><div><div></div></div></div> <div><div><div></div></div><div><div></div></div></div> <div><div><div></div></div><div><div></div></div></div> <div><div><div></div></div><div><div></div></div></div> <div><div><div></div></div><div><div></div></div></div> <div><div><div></div></div><div><div></div></div></div> <div><div><div></div></div><div><div></div></div></div> <div><div><div></div></div><div><div></div></div></div> <div><div><div></div></div><div><div></div></div></div> <div><div><div></div></div><div><div></div></div></div> <div><div><div></div></div><div><div></div></div></div> <div><div><div></div></div><div><div></div></div></div> <div><div><div></div></div><div><div></div></div></div> <div><div><div></div></div><div><div></div></div></div> <div><div><div></div></div><div><div></div></div></div> <div><div><div></div></div><div><div></div></div></div> <div><div><div></div></div><div><div></div></div></div> <div><div><div></div></div><div><div></div></div></div> <div><div><div></div></div><div><div></div></div></div> <div><div><div></div></div><div><div></div></div></div> <div><div><div></div></div><div><div></div></div></div> <div><div><div></div></div><div><div></div></div></div> <div><div><div></div></div><div><div></div></div></div> <div><div><div></div></div><div><div></div></div></div> <div><div><div></div></div><div><div></div></div></div> <div><div><div></div></div><div><div></div></div></div> <div><div><div></div></div><div><div></div></div></div> <div><div><div></div></div><div><div></div></div></div> <div><div><div></div></div><div><div></div></div></div> <div><div><div></div></div><div><div></div></div></div> <div><div><div></div></div><div><div></div></div></div> <div><div><div></div></div><div><div></div></div></div> <div><div><div></div></div><div><div></div></div></div> <div><div><div></div></div><div><div></div></div></div> <div><div><div></div></div><div><div></div></div></div> <div><div><div></div></div><div><div></div></div></div> <div><div><div></div></div><div><div></div></div></div> <div><div><div></div></div><div><div></div></div></div> <div><div><div></div></div><div><div></div></div></div> <div><div><div></div></div><div><div></div></div></div> <div><div><div></div></div><div><div></div></div></div> <div><div><div></div></div><div><div></div></div></div> <div><div><div></div></div><div><div></div></div></div> <div><div><div></div></div><div><div></div></div></div> <div><div><div></div></div><div><div></div></div></div> <div><div><div></div></div><div><div></div></div></div> <div><div><div></div></div><div><div></div></div></div> <div><div><div></div></div><div><div></div></div></div> <div><div><div></div></div><div><div></div></div></div> <div><div><div></div></div><div><div></div></div></div> <div>&lt;</div>					

Type				Inverter heat pump		
Model name				AOHG45KBTB	AOHG54KBTB	
Power supply				230 V ~ 50 Hz		
Power supply intake				Outdoor unit		
Available voltage range				198—264 V		
Starting current			A	15.5	20.9	
Fan	Airflow rate	Cooling	m³/h	4,450	4,450	
		Heating		4,450	4,450	
	Type × Q'ty		Propeller × 1			
	Motor output		W	120		
Sound pressure level *1		Cooling	dB (A)	57	57	
		Heating		57	59	
Sound power level		Cooling	dB (A)	71	73	
		Heating		71	73	
Heat exchanger type		Dimensions (H × W × D)	mm	Main1: 966 × 905 × 18.2 Main2: 966 × 905 × 18.2 Sub: 966 × 543 × 18.2		
		Fin pitch		1.45		
		Rows × Stages		1 × 46		
		Pipe type		Copper		
		Fin	Type (Material)	Aluminum		
			Surface treatment	Blue fin		
Compressor	Type × Q'ty	DC Twin rotary × 1				
	Motor output	W	2,180			
Refrigerant		Type (Global warming potential)	R32 (675)			
		Factory charge	g	2,700		
Refrigerant oil		Type	RmM68AF			
		Amount	cm³	800		
Enclosure		Material	Steel sheet			
		Color	Beige Approximate color of Munsell 10YR 7.5/1.0			
Dimensions (H × W × D)	Net	mm	998 × 940 × 320			
	Gross		1,176 × 1,027 × 445			
Weight	Net	kg	67			
	Gross		75			
Connection pipe	Size	Liquid	mm (in)	Ø9.52 (3/8)		
		Gas		Ø15.88 (5/8)		
	Method		Flare			
	Pre-charge length		m	30		
	Max. length			50		
	Max. height difference			30		
Operation range		Cooling	°C	-15 to 46		
		Heating		-15 to 24		
Drain hose		Material	LDPE			
		Size	mm	Ø13.0 (I. D.), Ø16.0 to Ø16.8 (O. D.)		
NOTES:						
<div><div>• Specifications are based on the following conditions:</div><div><div>– Cooling: Indoor temperature of 27 °CDB/19 °CWB, and outdoor temperature of 35 °CDB/24 °CWB.</div><div>– Heating: Indoor temperature of 20 °CDB/15 °CWB, and outdoor temperature of 7 °CDB/6 °CWB.</div><div>– Pipe length: 5 m, Height difference: 0 m. (Between outdoor unit and indoor unit.)</div></div><div>• Protective function might work when using it outside the operation range.</div><div>• *1: Sound pressure level<div><div>– Measured values in manufacturer's anechoic chamber.</div><div>– Because of the surrounding sound environment, the sound levels measured in actual installation conditions might be higher than the specified values here.</div></div></div></div>						

## Dimensions ( Indoor unit )

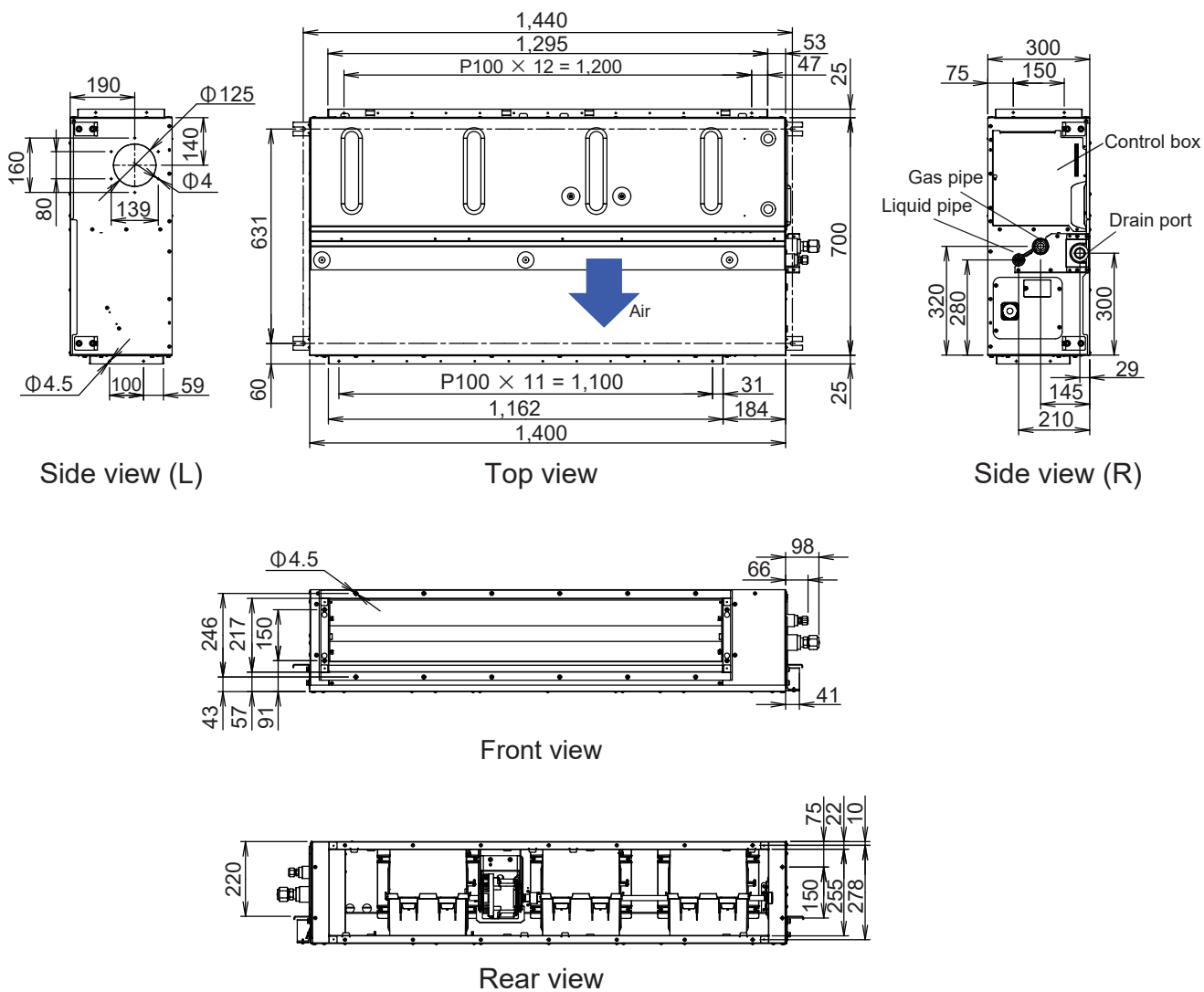
### Models: ARXG24KHTAP and ARXG30KHTAP

Unit: mm



# Models: ARXG36KHTAP, ARXG45KHTAP, and ARXG54KHTAP

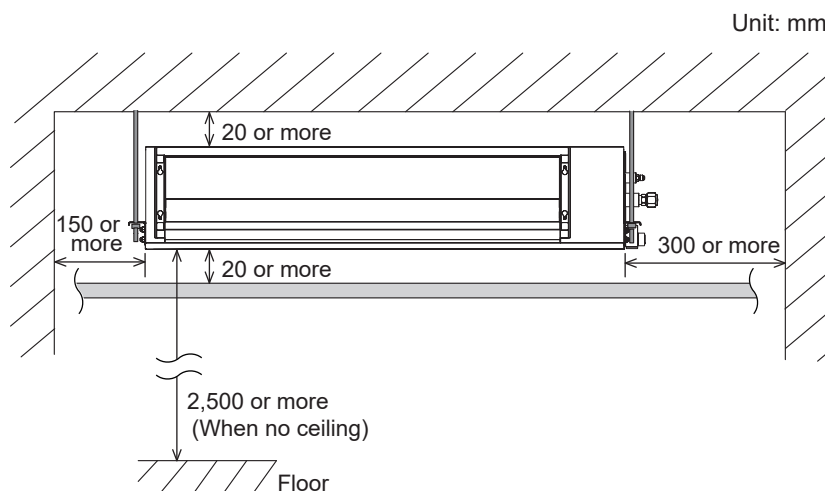
Unit: mm



## Installation space requirement

Provide sufficient installation space for product safety.

**Models: ARXG24KHTAP, ARXG30KHTAP, ARXG36KHTAP, ARXG45KHTAP, and ARXG54KHTAP**



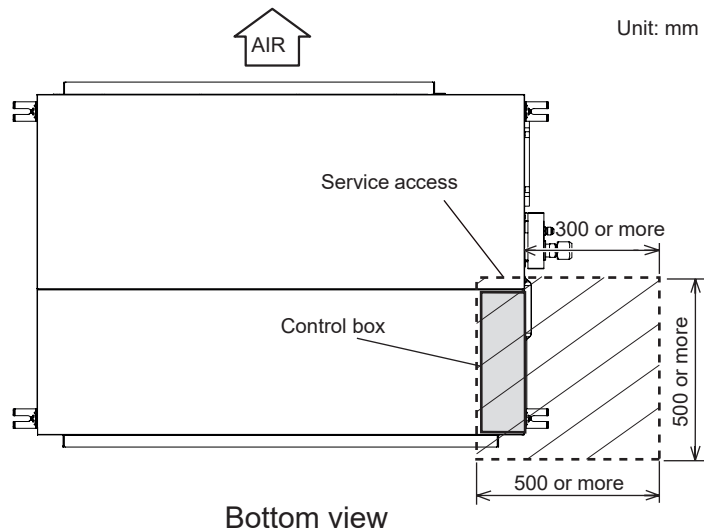
## Maintenance space requirement

For future maintenance and service access, provide sufficient maintenance space.

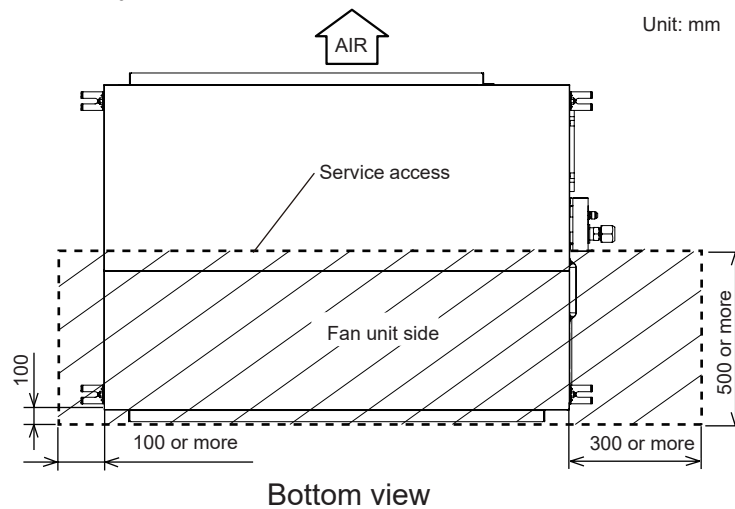
**NOTE:** Do not place any wiring or illumination in the maintenance space, as they will impede service.

### Models: ARXG24KHTAP, ARXG30KHTAP, ARXG36KHTAP, ARXG45KHTAP, and ARXG54KHTAP

- Provide a service access for maintenance purposes.



- The service access necessary for fan units and filter maintenance.

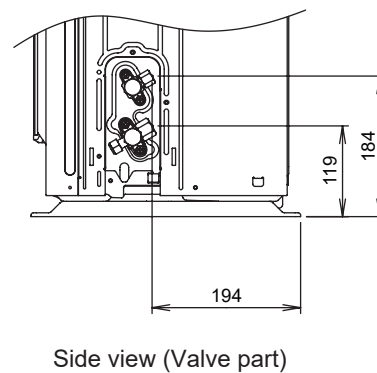
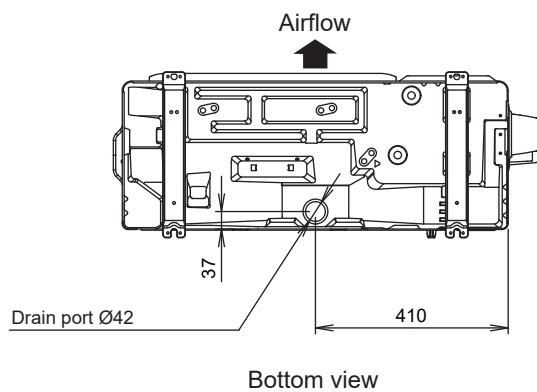
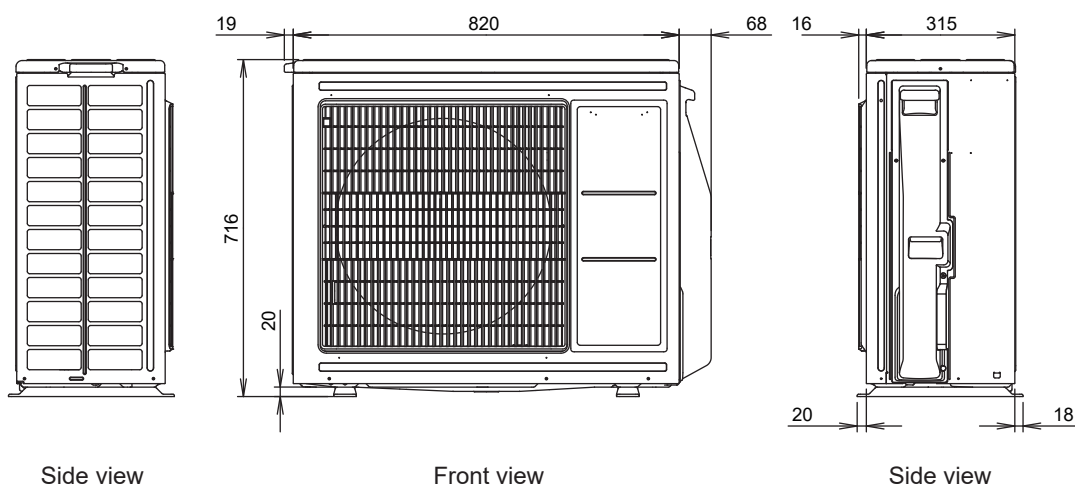
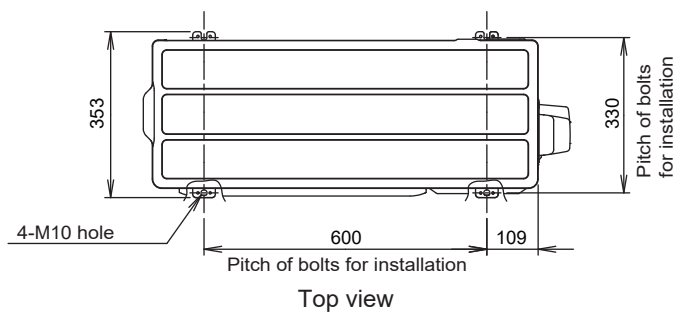




# Dimensions ( Outdoor unit )

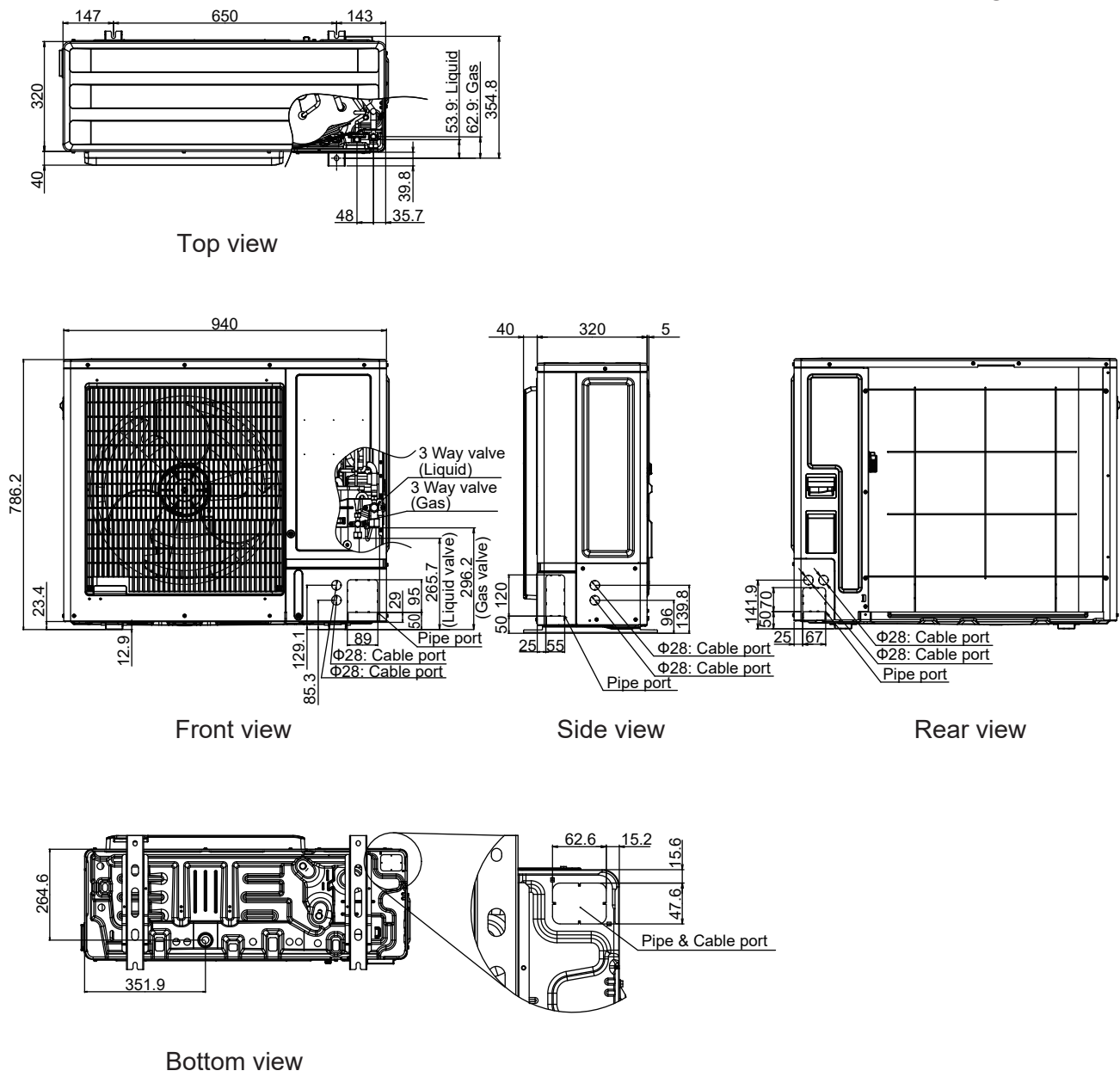
Model: AOHG24KBTB

Unit: mm



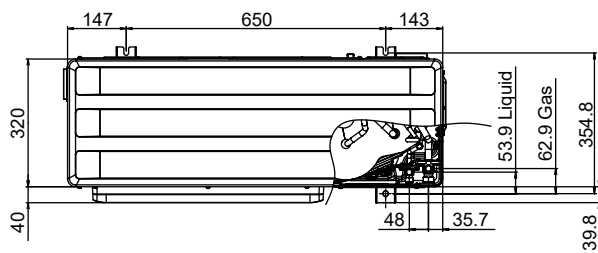
Models: AOHG30KBTB and AOHG36KBTB

Unit: mm

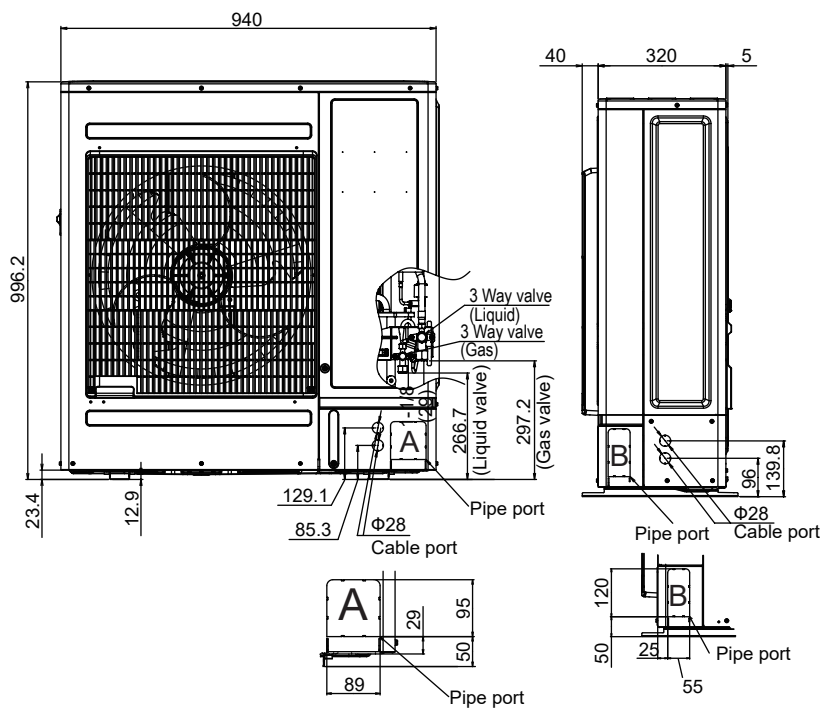


# Models: AOHG45KBTB and AOHG54KBTB

Unit: mm

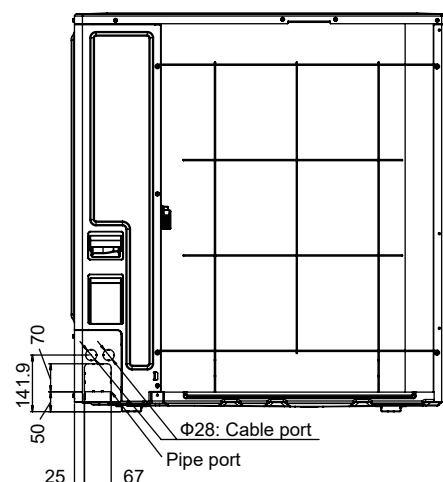


Top view

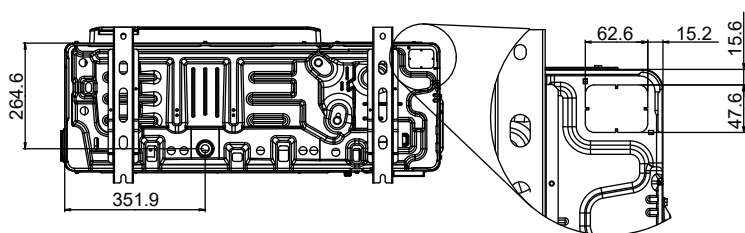


Front view

Side view



Rear view



Bottom view

Pipe & Cable port

# Installation space

## Model: AOHG24KBTB

### Space requirement

Provide sufficient installation space for product safety.

#### ⚠ CAUTION

Keep the space shown in the installation examples.

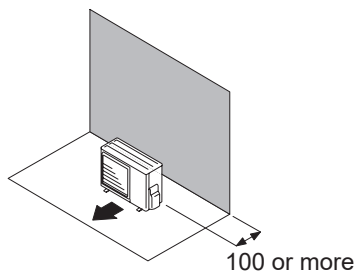
If the installation is not performed accordingly, it could cause a short circuit and result in a lack of operating performance.

### Single outdoor unit installation

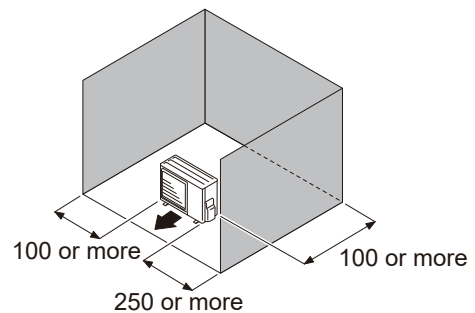
- When the upper space is open:

Unit: mm

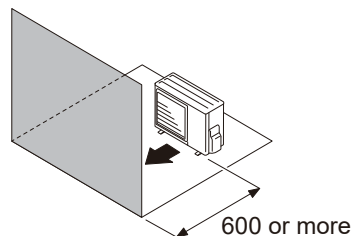
Obstacles at rear only



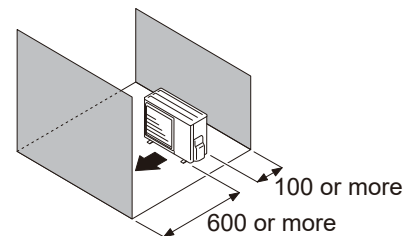
Obstacles at rear and sides



Obstacles at front



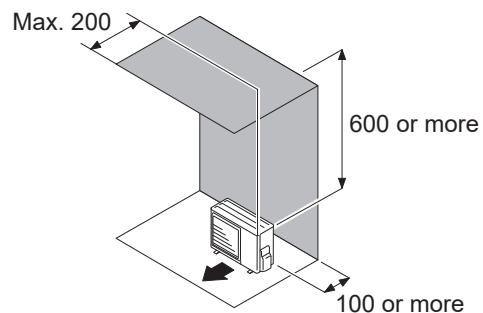
Obstacles at front and rear



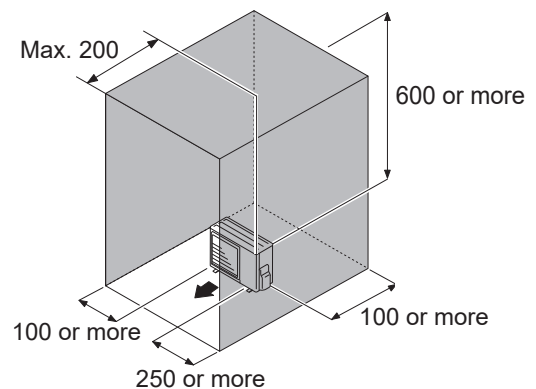
- When there is an obstruction in the upper space:

Unit: mm

Obstacles at rear and above



Obstacles at rear, sides, and above



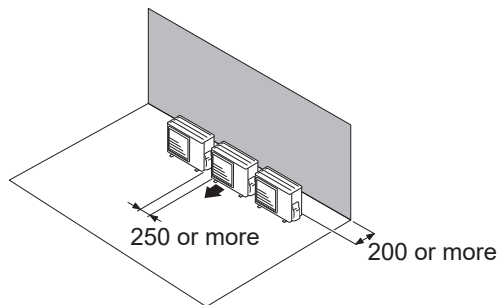
## Multiple outdoor unit installation

- Provide at least 250 mm of space between the outdoor units if multiple units are installed.
- When routing the piping from the side of an outdoor unit, provide space for piping.
- No more than 3 units must be installed side by side.  
When 3 units or more are arranged in a line, provide the space as shown in the following example **“When an obstruction in the upper space:”**.

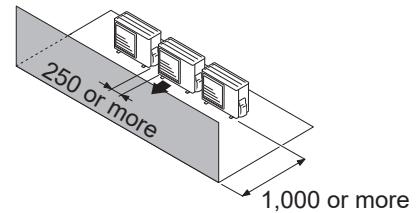
- **When the upper space is open:**

Unit: mm

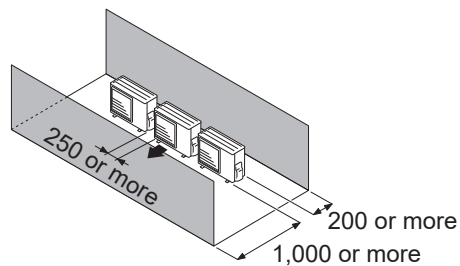
Obstacles at rear only



Obstacles at front only



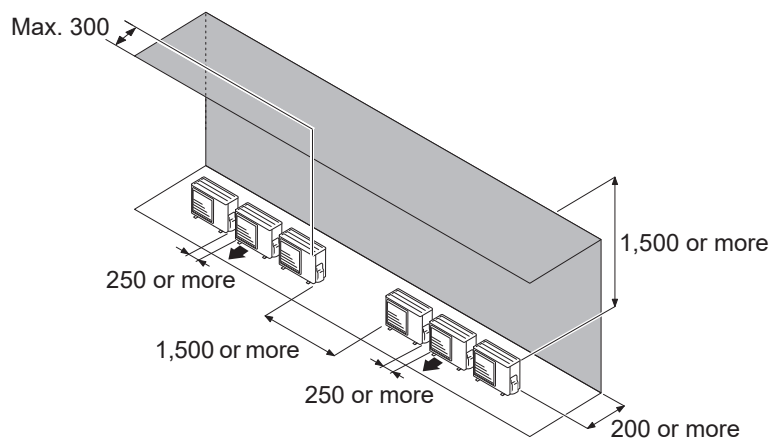
Obstacles at front and rear



- **When an obstruction in the upper space:**

Unit: mm

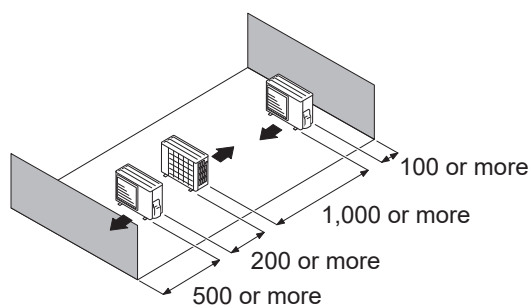
Obstacles at rear and above.



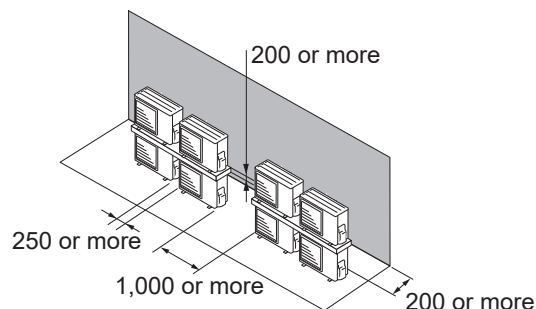
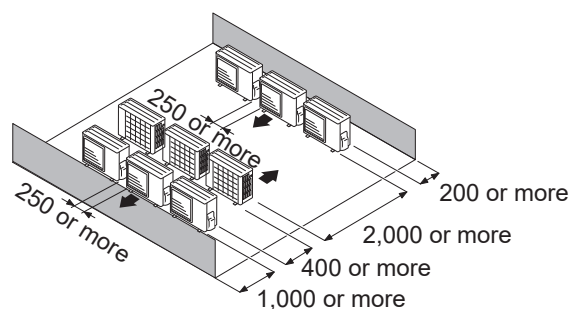
# Outdoor units installation in multi-row

Unit: mm

Single parallel unit arrangement



Multiple parallel unit arrangement

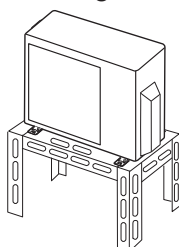


## NOTES:

- If the space is larger than stated above, the condition will be the same as when there is no obstacle.
- When installing the outdoor unit, be sure to open the front and left side to obtain better operation efficiency.

## ⚠ CAUTION

- Do not install the outdoor unit in two-stage where the drain water could freeze. Otherwise the drainage from the upper unit may form ice and cause a malfunction of the lower unit.
- When the outdoor temperature is 0 °C or less, do not use the accessory drain pipe and drain cap. If the drain pipe and drain cap are used, the drain water in the pipe may freeze in extremely cold climate. (For reverse cycle model only.)
- In area with heavy snowfall, if the inlet and outlet of the outdoor unit is blocked with snow, it might become difficult to get warm, and it is likely to cause product malfunction. Construct a canopy and a pedestal, or place the unit on a high stand that is locally installed.



# Models: AOHG30KBTB, AOHG36KBTB, AOHG45KBTB, and AOHG54KBTB

## Space requirement

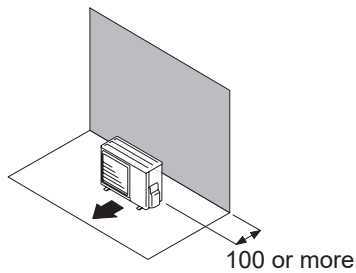
Provide sufficient installation space for product safety.

### Single outdoor unit installation

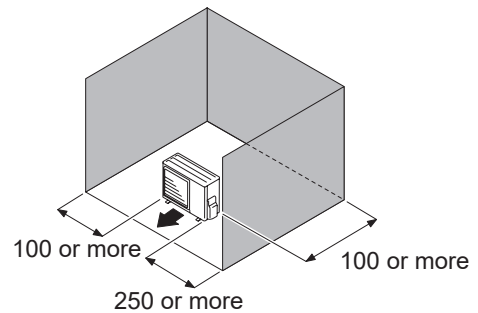
- When the upper space is open:

Unit: mm

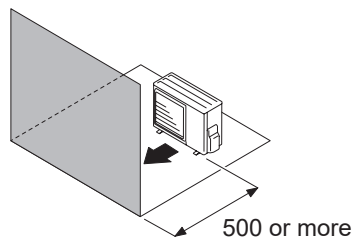
When there are obstacles at the rear only.



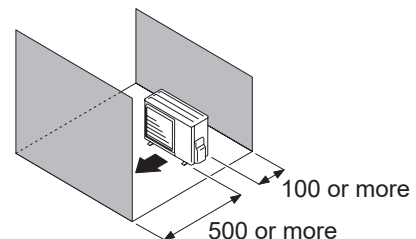
When there are obstacles at the rear and sides.



When there are obstacles at the front only.



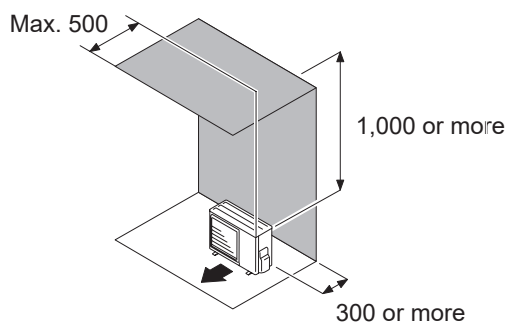
When there are obstacles at the front and rear.



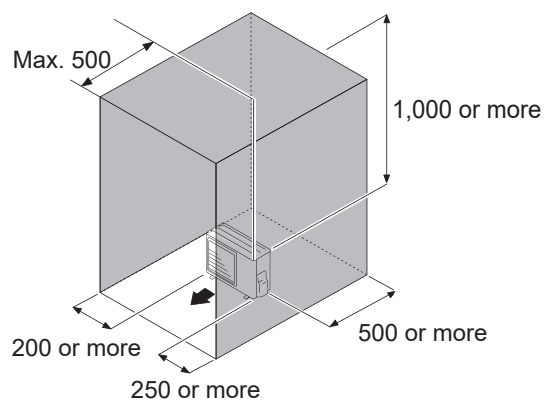
- When there is an obstruction in the upper space:

Unit: mm

When there are obstacles at the rear and above.



When there are obstacles at the rear, sides, and above.

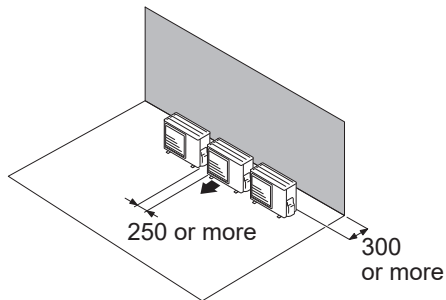


## Multiple outdoor unit installation

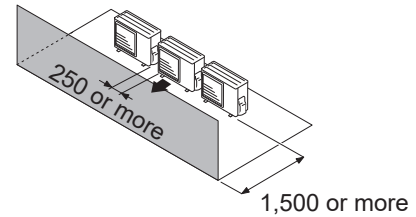
- When the upper space is open:

Unit: mm

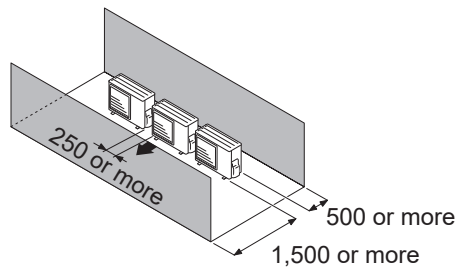
When there are obstacles at the rear only.



When there are obstacles at the front only.



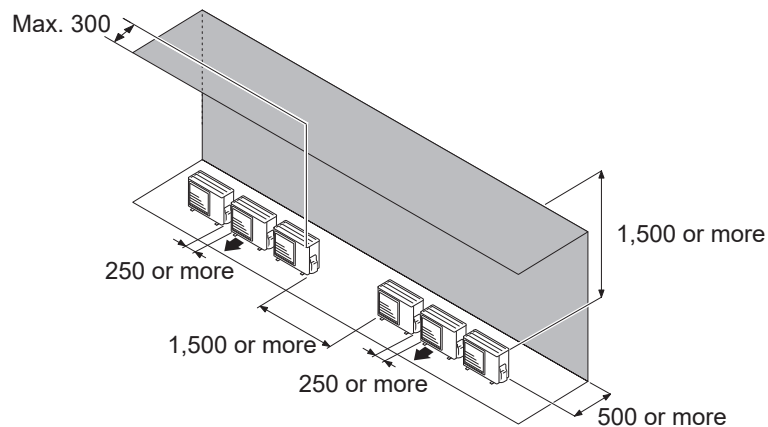
When there are obstacles at the front and rear.



- When there is an obstruction in the upper space:

Unit: mm

When there are obstacles at the rear and above.

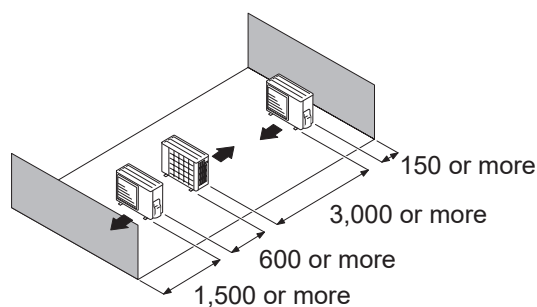




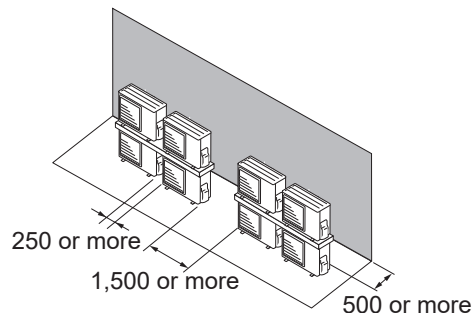
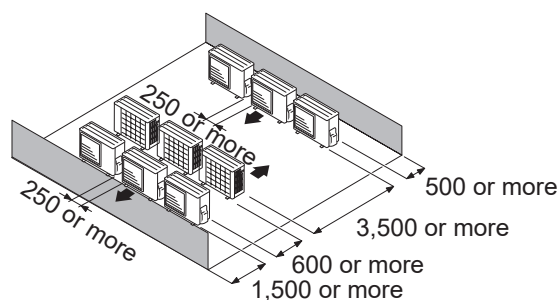
# Outdoor unit installation in multi-row

Unit: mm

Single parallel unit arrangement



Multiple parallel unit arrangement

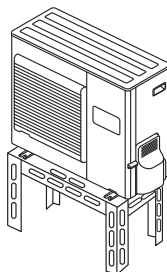


## NOTES:

- If the space is larger than stated above, the condition will be the same as when there is no obstacle.
- Height above the floor level should be 50 mm or more.
- When installing the outdoor unit, be sure to open the front and left side to obtain better operation efficiency.

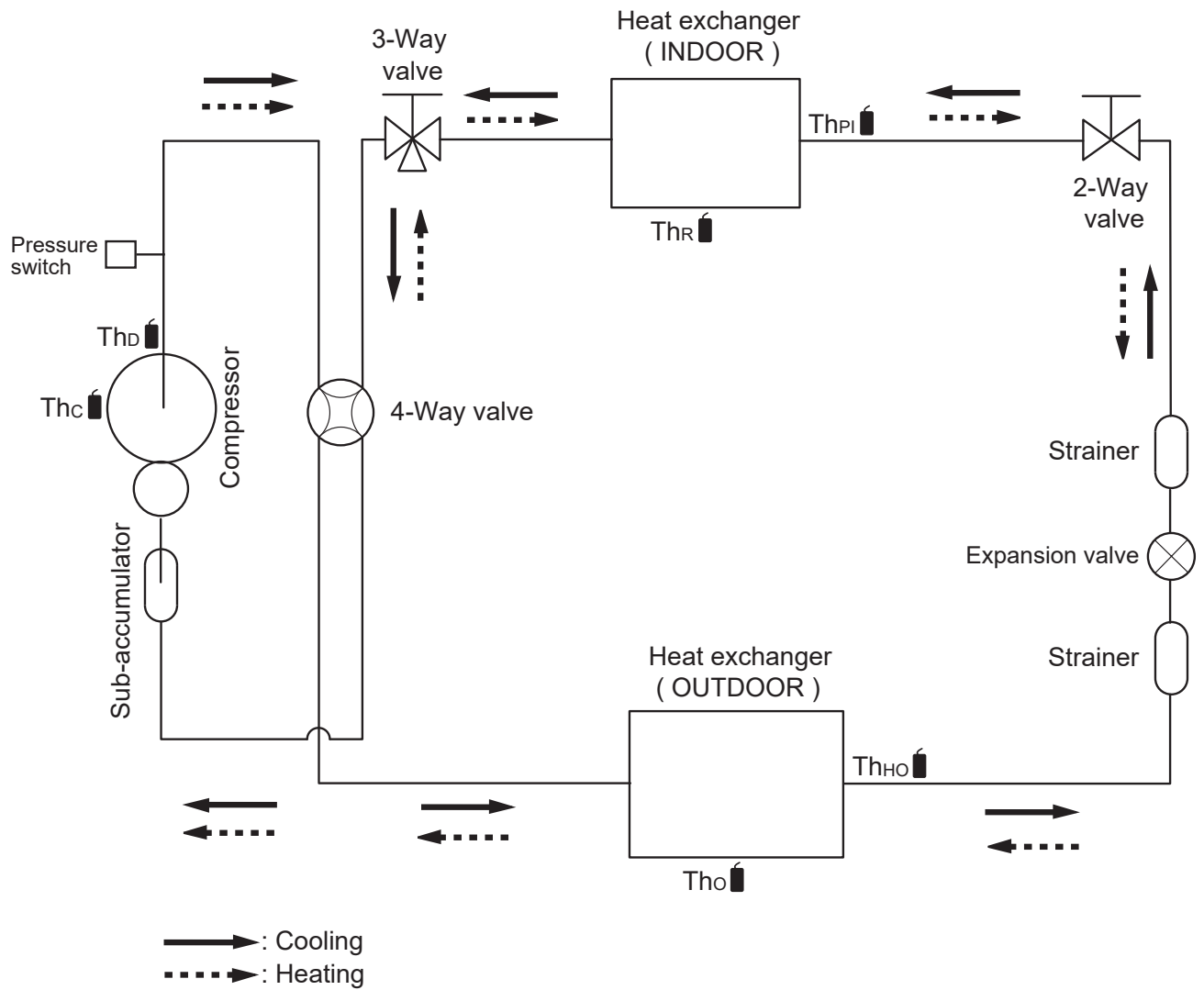
## ⚠ CAUTION

- Do not install the outdoor unit in two-stage where the drain water could freeze. Otherwise the drainage from the upper unit may form ice and cause a malfunction of the lower unit.
- When the outdoor temperature is 0 °C or less, do not use the accessory drain pipe and drain cap. If the drain pipe and drain cap are used, the drain water in the pipe may freeze in extremely cold climate. (For reverse cycle model only.)
- In area with heavy snowfall, if the inlet and outlet of the outdoor unit is blocked with snow, it might become difficult to get warm, and it is likely to cause product malfunction. Construct a canopy and a pedestal, or place the unit on a high stand that is locally installed.



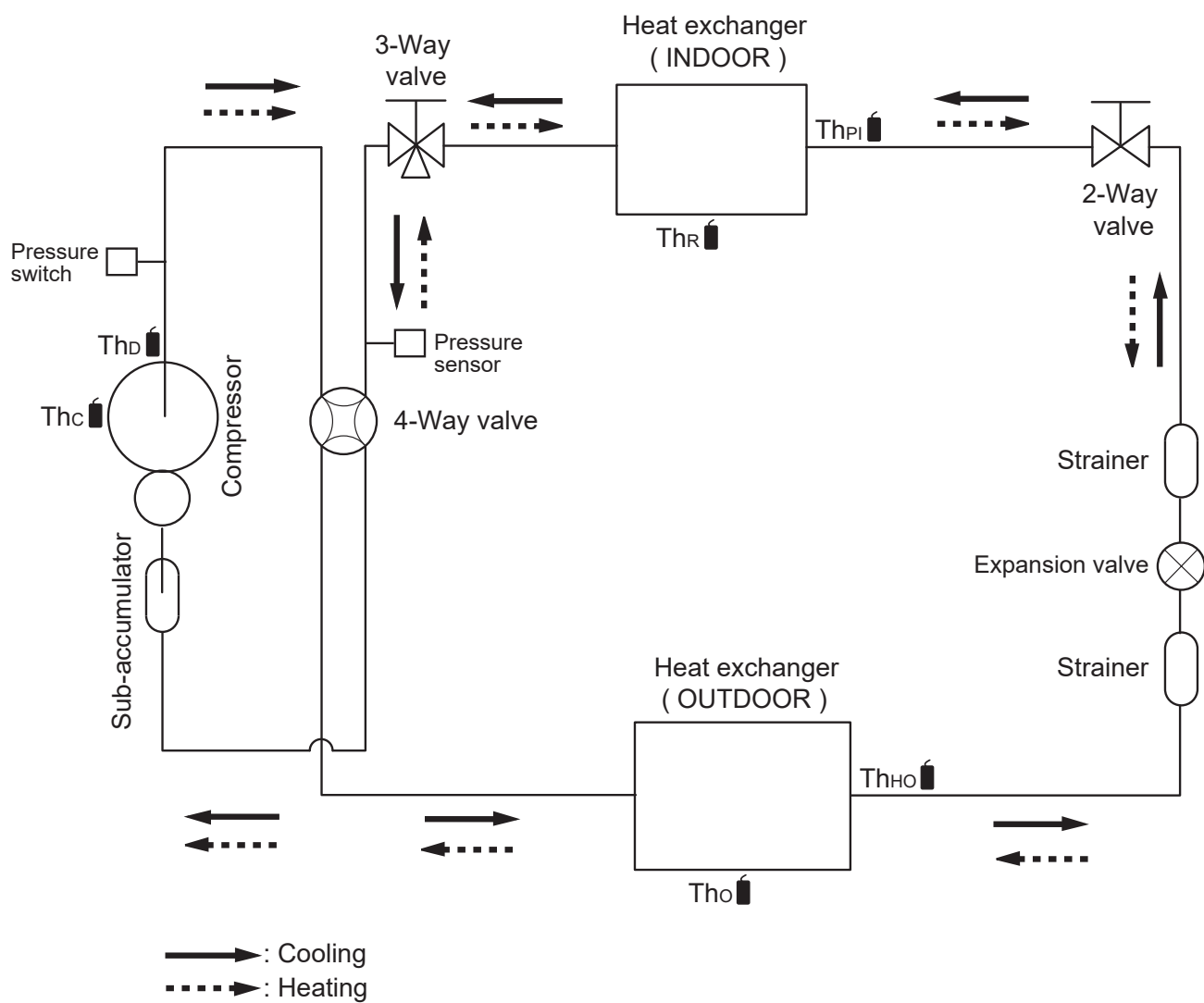
# Refrigerant circuit

## Models: AOHG24KBTB and AOHG30KBTB



- $Th_c$  : Thermistor (Compressor temperature)  
 $Th_D$  : Thermistor (Discharge temperature)  
 $Th_O$  : Thermistor (Outdoor temperature)  
 $Th_{HO}$  : Thermistor (Heat Exchanger Out temperature)  
 $Th_R$  : Thermistor (Room temperature)  
 $Th_{PI}$  : Thermistor (Pipe temperature)

## Models: AOHG36KBTB, AOHG45KBTB, and AOHG54KBTB



Th<sub>c</sub> : Thermistor (Compressor temperature)

Th<sub>D</sub> : Thermistor (Discharge temperature)

Th<sub>o</sub> : Thermistor (Outdoor temperature)

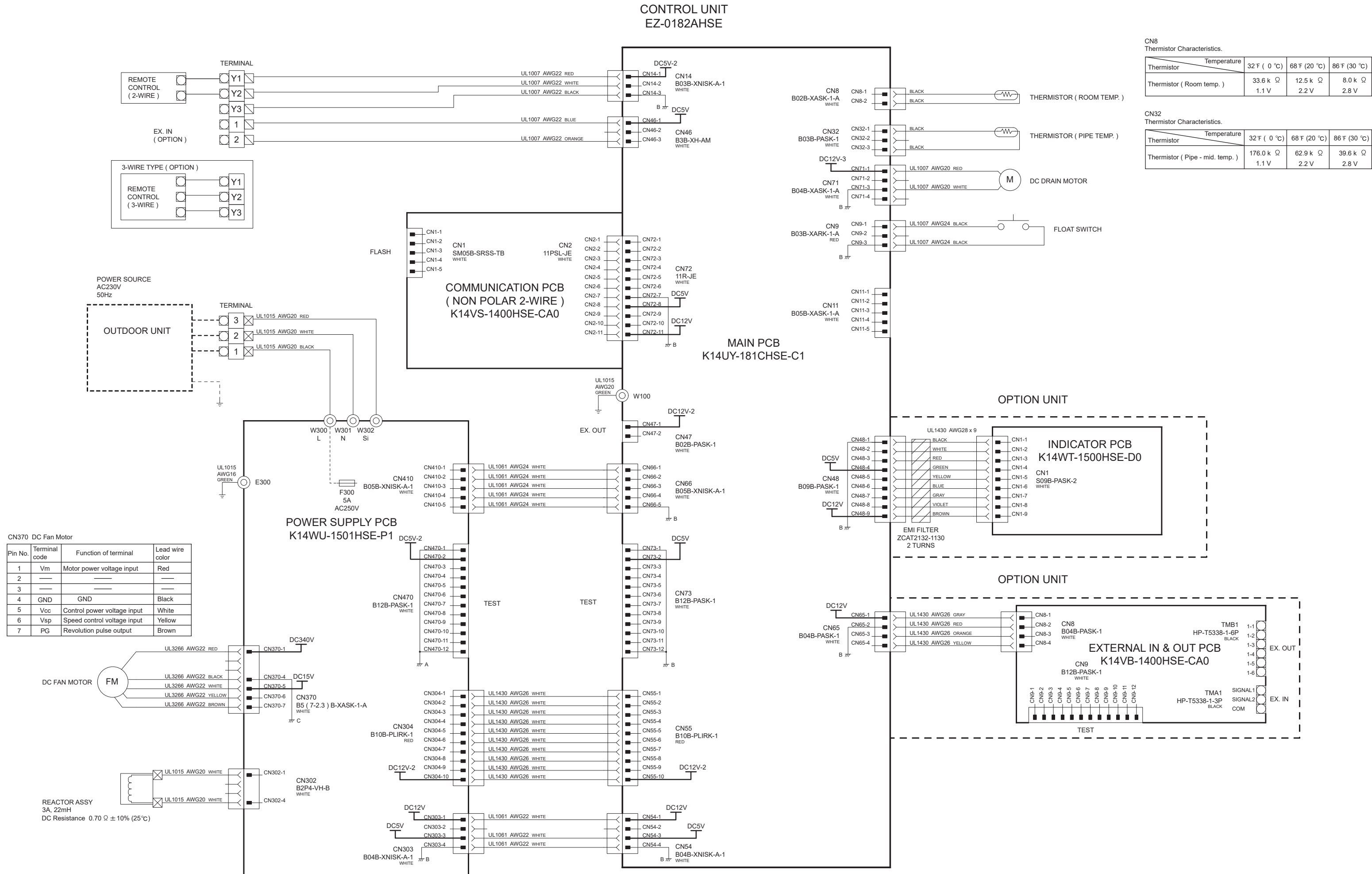
Th<sub>HO</sub> : Thermistor (Heat Exchanger Out temperature)

Th<sub>R</sub> : Thermistor (Room temperature)

Th<sub>PI</sub> : Thermistor (Pipe temperature)

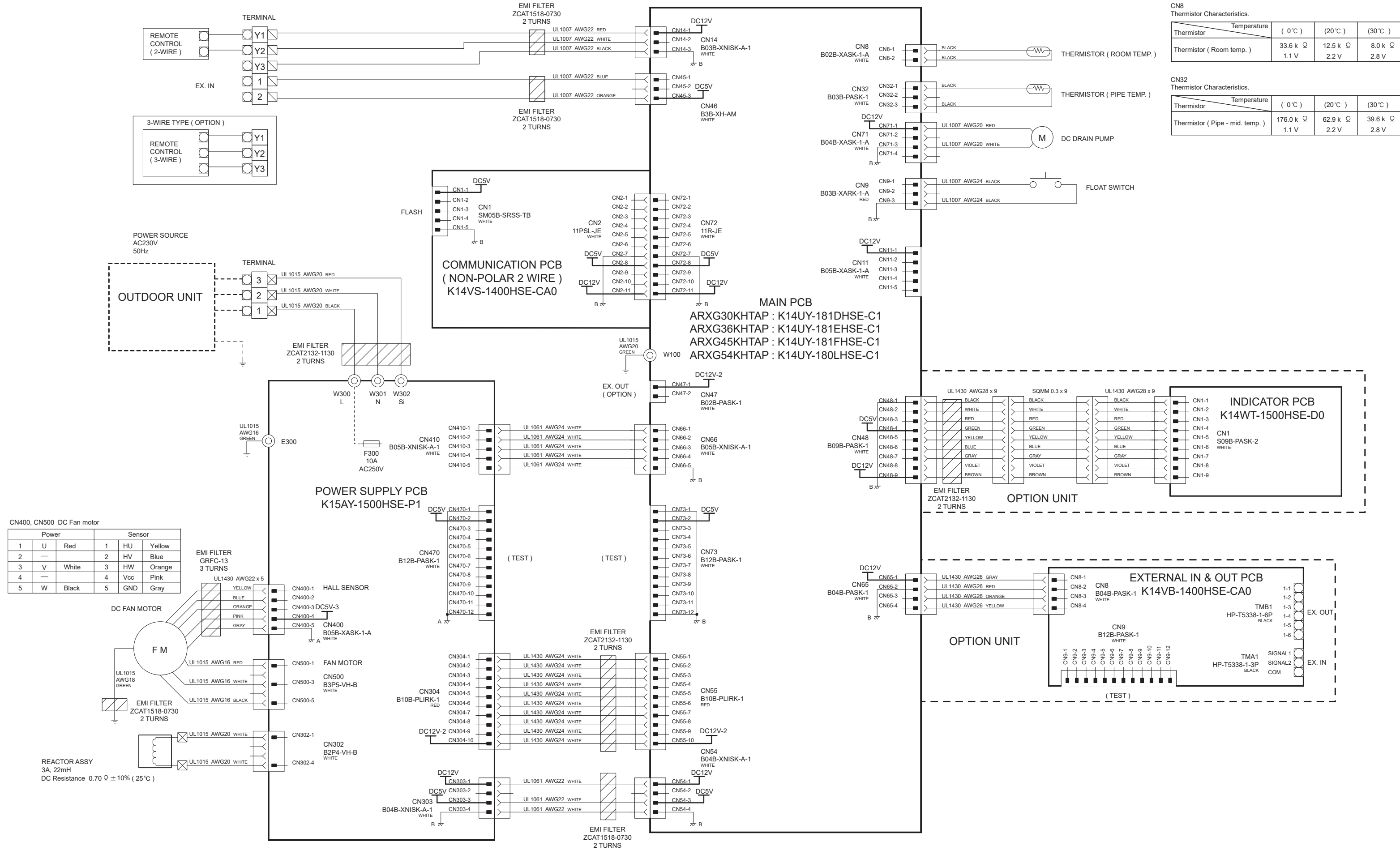
# INDOOR PRINTED CIRCUIT BOARD CIRCUIT DIAGRAM

Modes : ARXG24KHTAP



Models : ARXG30KHTAP  
ARXG36KHTAP  
ARXG45KHTAP  
ARXG54KHTAP

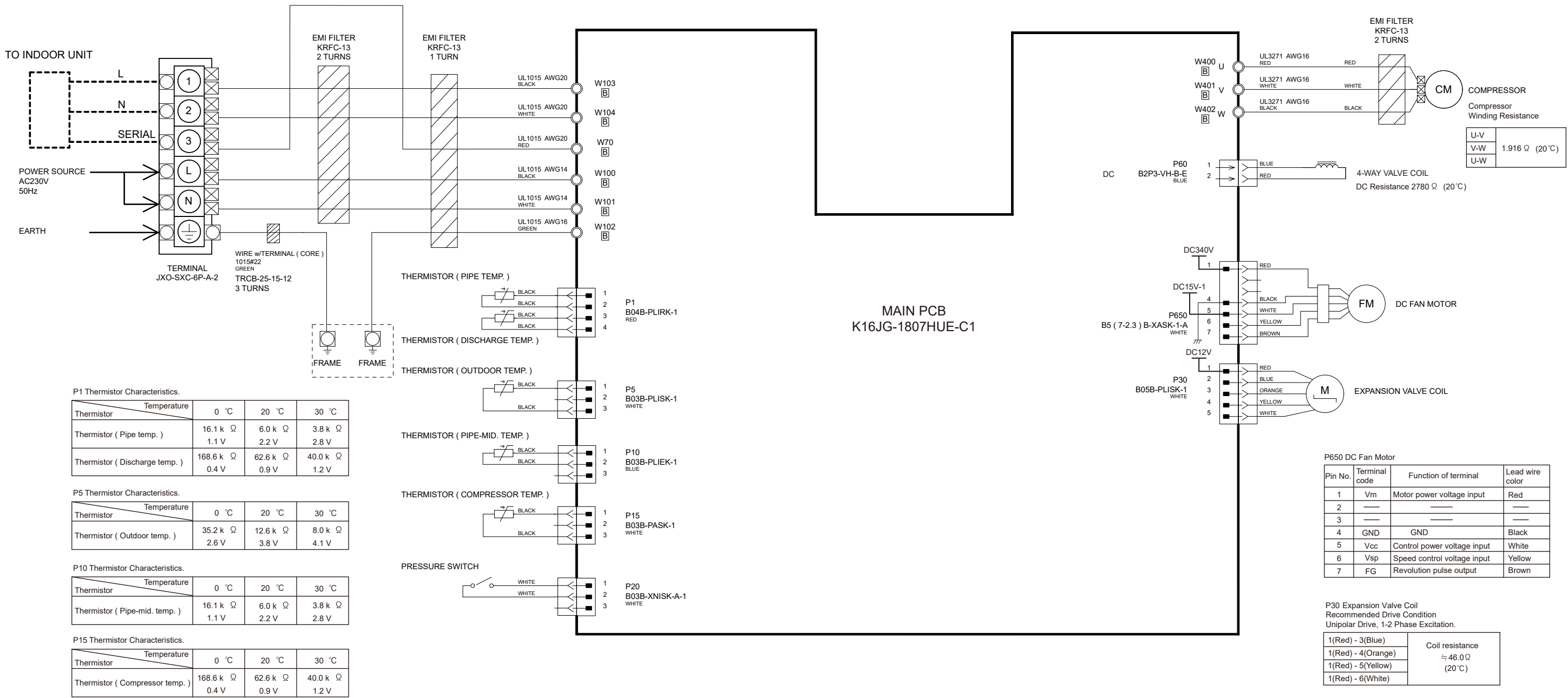
CONTROL UNIT  
ARXG30KHTAP : EZ-0182BHSE  
ARXG36KHTAP : EZ-0182CHSE  
ARXG45KHTAP : EZ-0182DHSE  
ARXG54KHTAP : EZ-0181MHSE

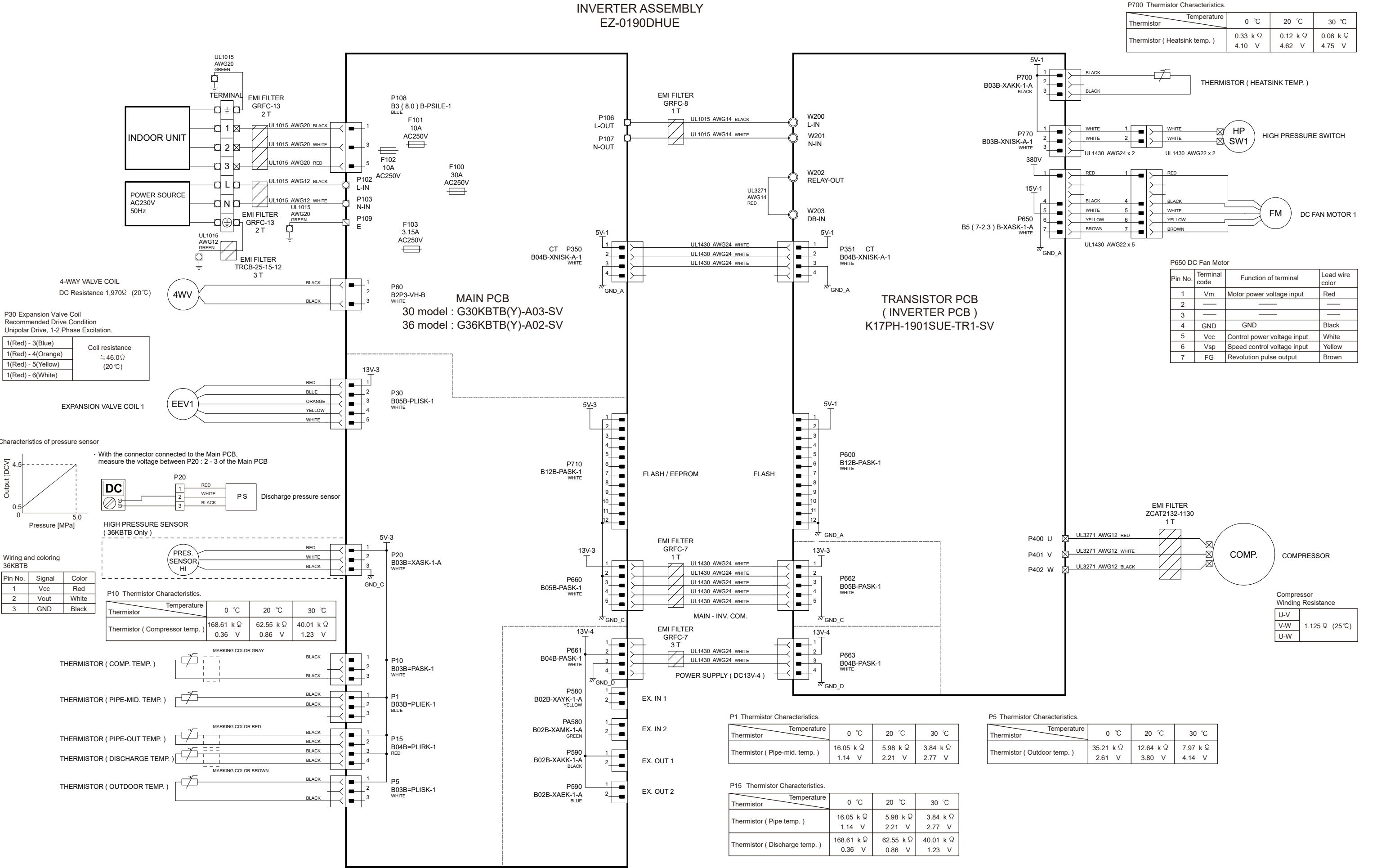


OUTDOOR PRINTED CIRCUIT BOARD  
CIRCUIT DIAGRAM

Model : AOHG24KBTB

INVERTER ASSEMBLY  
EZ-01801HUE

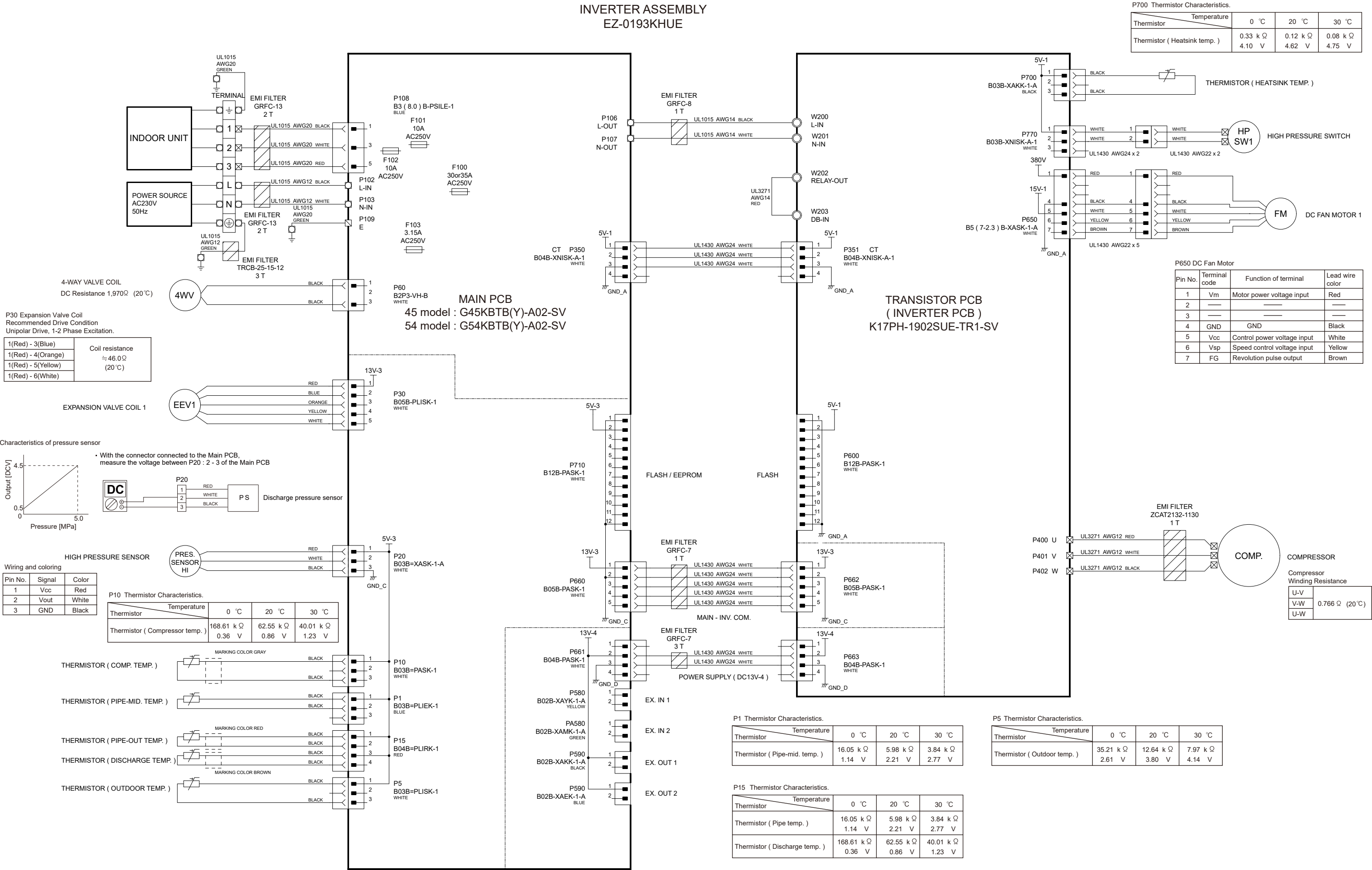






# INVERTER ASSEMBLY

## EZ-0193KHUE





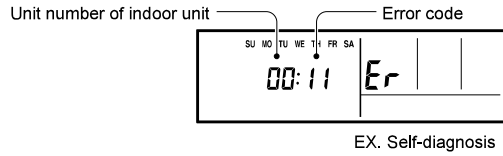
# Error codes ( Indoor unit )

## [Error displays at the remote controller LCD]

This is possible only on the wired remote controller.

### [Self-diagnosis]

If an error occurs, the following display will be shown. ("Er" will appear in the set room temperature display.)



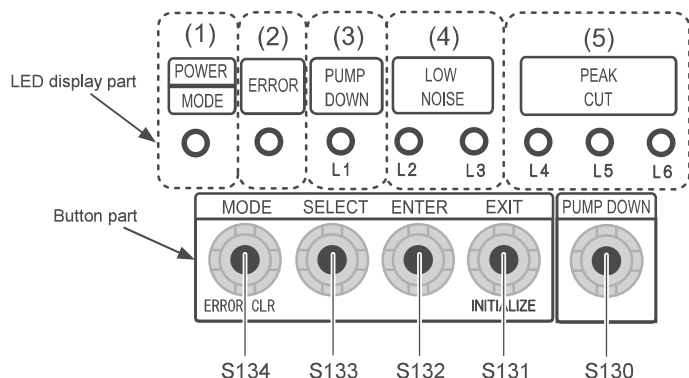
Wired remote controller Error code	Description
11	Serial communication error
12	Wired remote controller communication error
15	Check run unfinished
21	Unit number or Refrigerant circuit address setting error [Simultaneous Multi]
22	Indoor unit capacity error
23	Combination error
24	<ul style="list-style-type: none"> <li>• Connection unit number error (indoor secondary unit) [Simultaneous Multi]</li> <li>• Connection unit number error (indoor unit or branch unit) [Flexible Multi]</li> </ul>
27	Primary unit, secondary unit set-up error [Simultaneous Multi]
31	Power supply interruption error
32	Indoor unit PCB model information error
35	Manual auto switch error
41	Room temp. sensor error
42	Indoor unit Heat Ex. Middle temp. sensor error
51	Indoor unit fan motor error
53	Drain pump error
57	Damper error
5U	Indoor unit error
62	Outdoor unit main PCB model information error or communication error
63	Inverter error
64	Active filter error, PFC circuit error
65	Trip terminal L error
6A	Display PCB microcomputers communication error

Wired remote controller Error code	Description
71	Discharge temp. sensor error
72	Compressor temp. sensor error
73	Outdoor unit Heat Ex. liquid temp. sensor error
74	Outdoor temp. sensor error
75	Suction Gas temp. sensor error
76	<ul style="list-style-type: none"> <li>• 2-way valve temp. sensor error</li> <li>• 3-way valve temp. sensor error</li> </ul>
77	Heat sink temp. sensor error
82	<ul style="list-style-type: none"> <li>• Sub-cool Heat Ex. gas inlet temp. sensor error</li> <li>• Sub-cool Heat Ex. gas outlet temp. sensor error</li> </ul>
83	Liquid pipe temp. sensor error
84	Current sensor error
86	<ul style="list-style-type: none"> <li>• Discharge pressure sensor error</li> <li>• Suction pressure sensor error</li> <li>• High pressure switch error</li> </ul>
94	Trip detection
95	Compressor rotor position detection error (permanent stop)
97	Outdoor unit fan motor 1 error
98	Outdoor unit fan motor 2 error
99	4-way valve error
9A	Coil (expansion valve) error
A1	Discharge temp. error
A3	Compressor temp. error
A4	High pressure error
A5	Low pressure error
J2	Branch boxes error [Flexible Multi]

# Error codes ( Outdoor unit )

## AOHG30,36,45,54KBTB

You can determine the operating status by the lighting on and blinking of the LED display.



## Error display mode

Display when an error occurs.

POWER/ MODE	ERROR	PUMP DOWN (L1)	LOW NOISE		PEAK CUT		
			(L2)	(L3)	(L4)	(L5)	(L6)
●	Blink (Hi speed)	○	○	○	○	○	○

Sign "○": Lights off, "●": Lights on

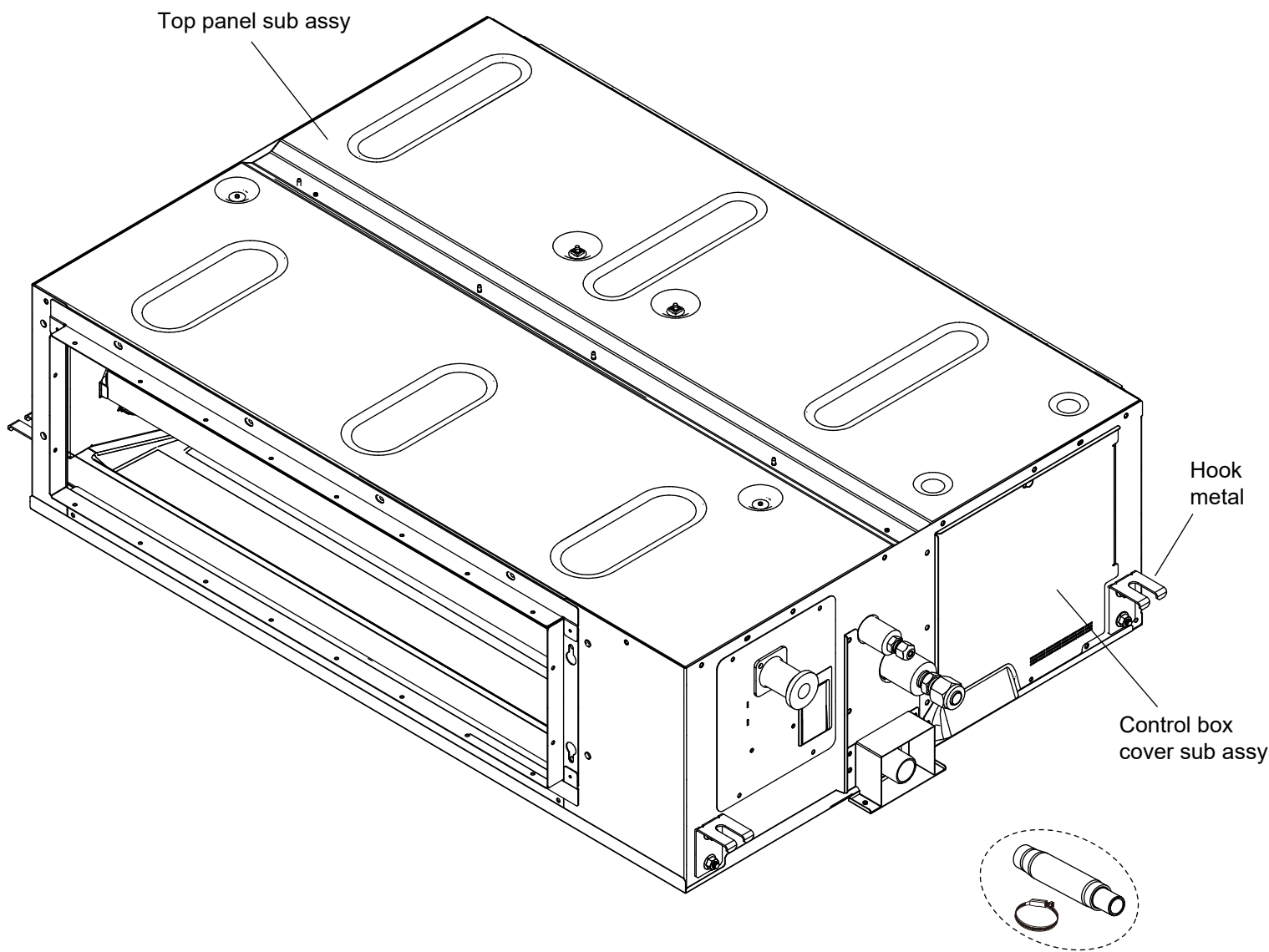
- Check that the "ERROR" LED blinks, then press the [ENTER] button (S132) once.

## 10.2. Error code check table

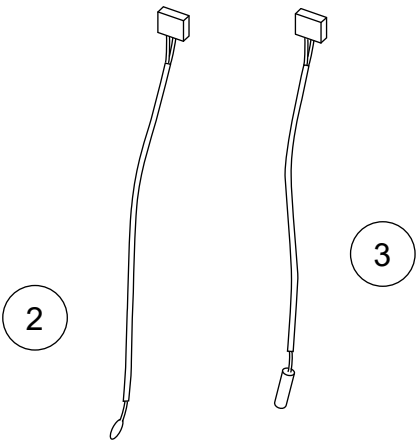
DESCRIPTION	REMARK	LED display							
		POWER/ MODE	ERROR	PUMP DOWN (L1)	LOW NOISE		PEAK CUT		
					(L2)	(L3)	(L4)	(L5)	(L6)
Serial communication error	Serial forward transmission error immediately after operation	Blink (2 times)	●	Blink (1 time)	Blink (1 time)	○	○	●	●
	Serial forward transmission error during operation	Blink (2 times)	●	Blink (1 time)	Blink (1 time)	○	●	○	○
Indoor unit capacity error	Indoor unit capacity error	Blink (2 times)	●	Blink (2 times)	Blink (2 times)	○	○	○	●
Indoor unit error	Indoor unit error	Blink (2 times)	●	Blink (5 times)	Blink (15 times)	○	○	○	●
Outdoor unit main PCB error	Outdoor unit PCB model information error	Blink (2 times)	●	Blink (6 times)	Blink (2 times)	○	○	○	●
Inverter PCB error	Inverter error	Blink (2 times)	●	Blink (6 times)	Blink (3 times)	○	○	○	●
IPM error	Trip terminal L error	Blink (2 times)	●	Blink (6 times)	Blink (5 times)	○	○	●	●
Discharge temp. sensor error	Discharge temp. sensor 1 error	Blink (2 times)	●	Blink (7 times)	Blink (1 time)	○	○	○	●
Compressor temp. sensor error	Compressor temp. sensor 1 error	Blink (2 times)	●	Blink (7 times)	Blink (2 times)	○	○	○	●
Outdoor unit Heat Ex. sensor error	Heat Ex. center temp. sensor error	Blink (2 times)	●	Blink (7 times)	Blink (3 times)	○	○	●	○
	Outdoor unit Heat Ex. liquid temp. sensor error	Blink (2 times)	●	Blink (7 times)	Blink (3 times)	○	○	●	●
Outdoor temp. sensor error	Outdoor temp. sensor error	Blink (2 times)	●	Blink (7 times)	Blink (4 times)	○	○	○	●
Heat sink temp. sensor error	Heat sink temp. sensor error	Blink (2 times)	●	Blink (7 times)	Blink (7 times)	○	○	○	●
Current sensor error	Current sensor 1 error (stoppage permanently)	Blink (2 times)	●	Blink (8 times)	Blink (4 times)	○	○	○	●
Pressure sensor error	High pressure switch 1 error	Blink (2 times)	●	Blink (8 times)	Blink (6 times)	○	●	○	○
	Pressure sensor error	Blink (2 times)	●	Blink (8 times)	Blink (6 times)	○	●	●	○
Trip detection	Trip detection	Blink (2 times)	●	Blink (9 times)	Blink (4 times)	○	○	○	●
Compressor motor control error	Rotor position detection error (stoppage permanently)	Blink (2 times)	●	Blink (9 times)	Blink (5 times)	○	○	○	●
Outdoor unit fan motor 1 error	Duty abnormal	Blink (2 times)	●	Blink (9 times)	Blink (7 times)	○	○	●	●
Outdoor unit fan motor 2 error	Duty abnormal	Blink (2 times)	●	Blink (9 times)	Blink (8 times)	○	○	●	●
4-way valve error	4-way valve error	Blink (2 times)	●	Blink (9 times)	Blink (9 times)	○	○	○	●
Discharge temp. 1 error	Discharge temp. 1 error	Blink (2 times)	●	Blink (10 times)	Blink (1 time)	○	○	○	●
Compressor temp. error	Compressor 1 temp. error	Blink (2 times)	●	Blink (10 times)	Blink (3 times)	○	○	○	●
Pressure error 2	Low pressure error	Blink (2 times)	●	Blink (10 times)	Blink (5 times)	○	○	○	●
IPM error	Temp. error	Blink (2 times)	●	Blink (6 times)	Blink (5 times)	○	○	○	●
Heat sink temp. error	Heat sink temp. error	Blink (2 times)	●	Blink (10 times)	Blink (12 times)	○	○	●	●

Parts

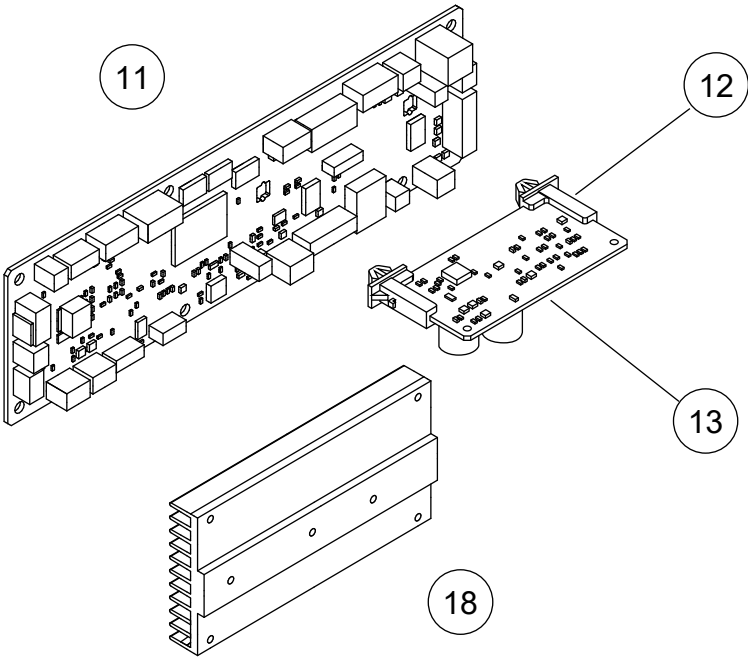
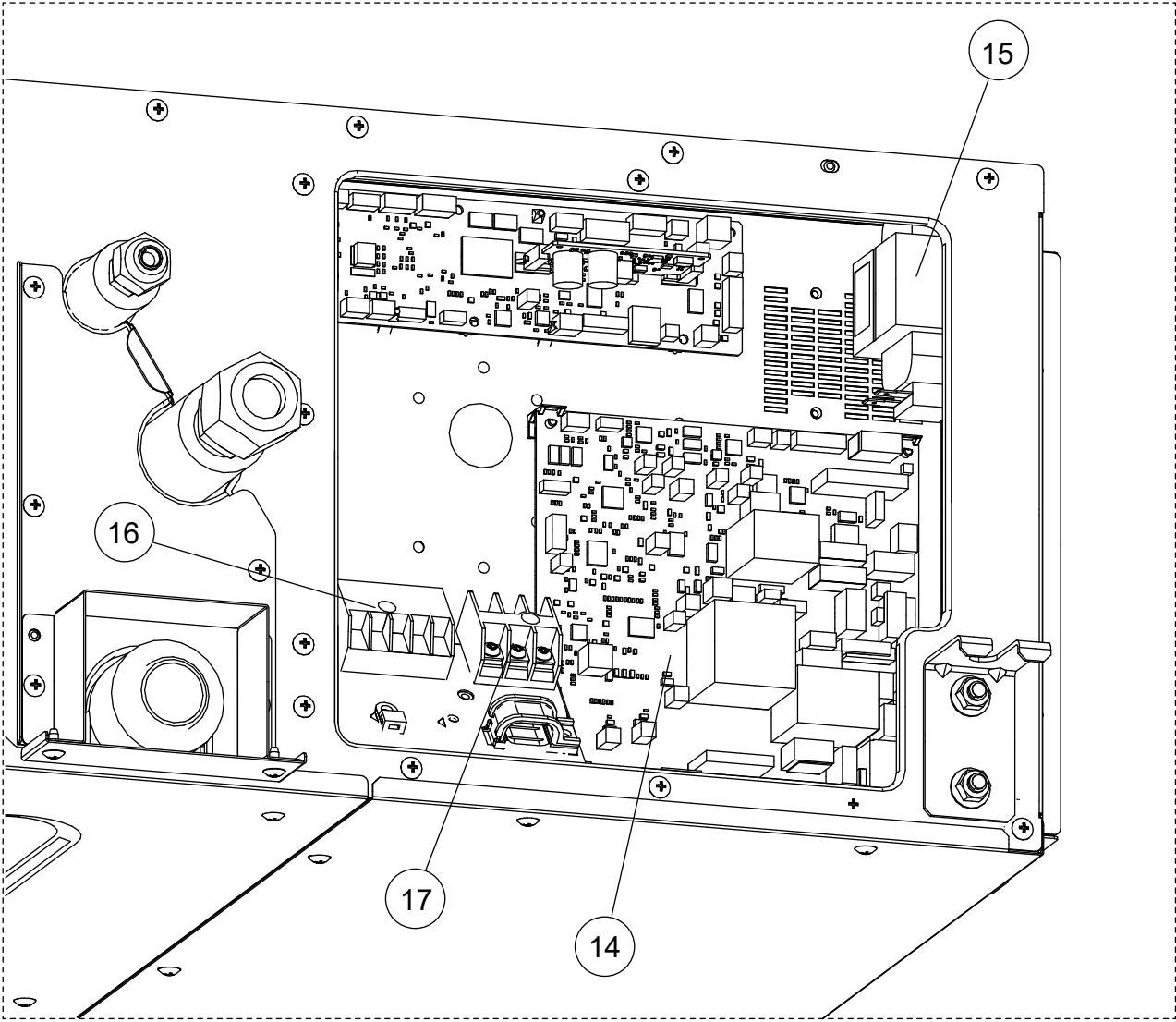
INDOOR UNIT  
ARXG24KHTAP  
ARXG30KHTAP



Ref.	Description	Part number
1	Hose sub assy	9378450196
2	Room thermistor	9703299278
3	Pipe thermistor	9900892005

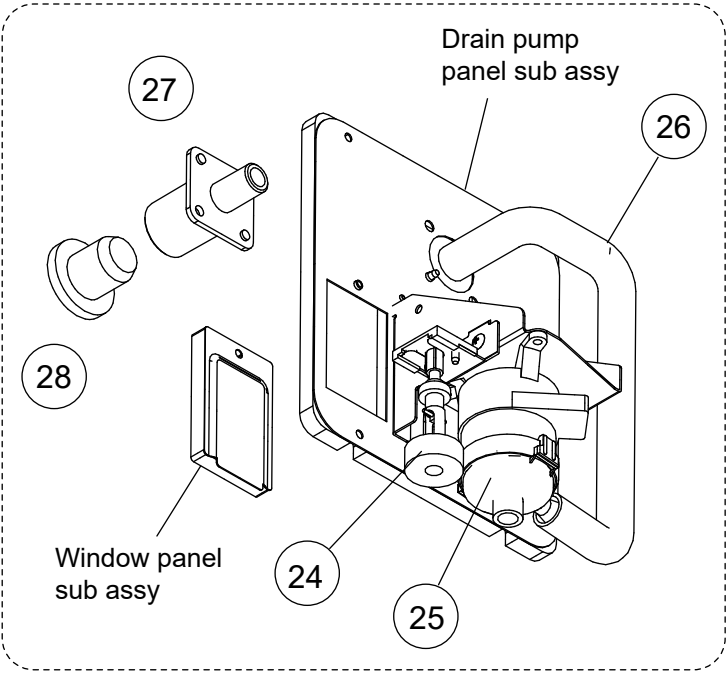
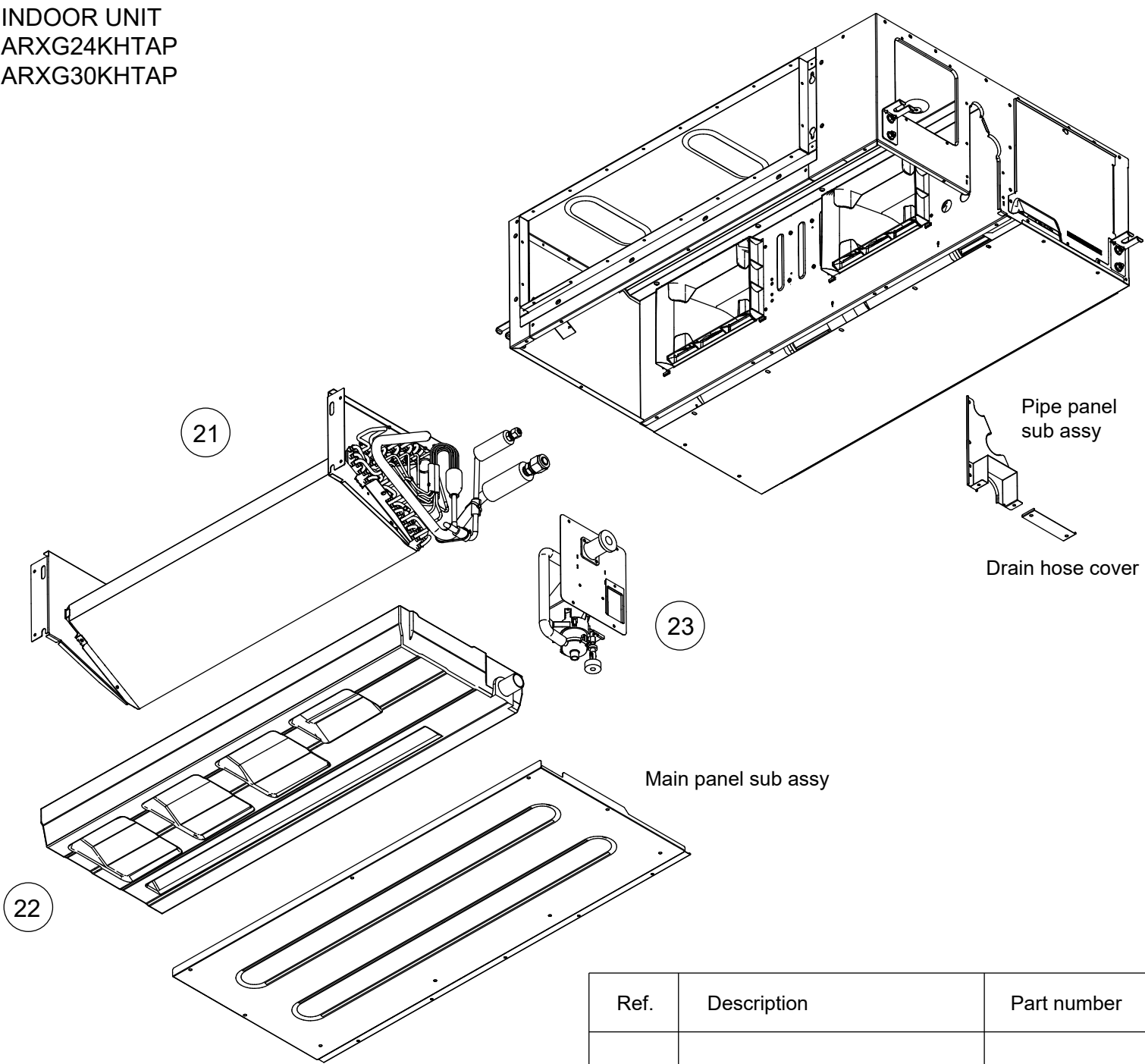


INDOOR UNIT  
ARXG24KHTAP  
ARXG30KHTAP



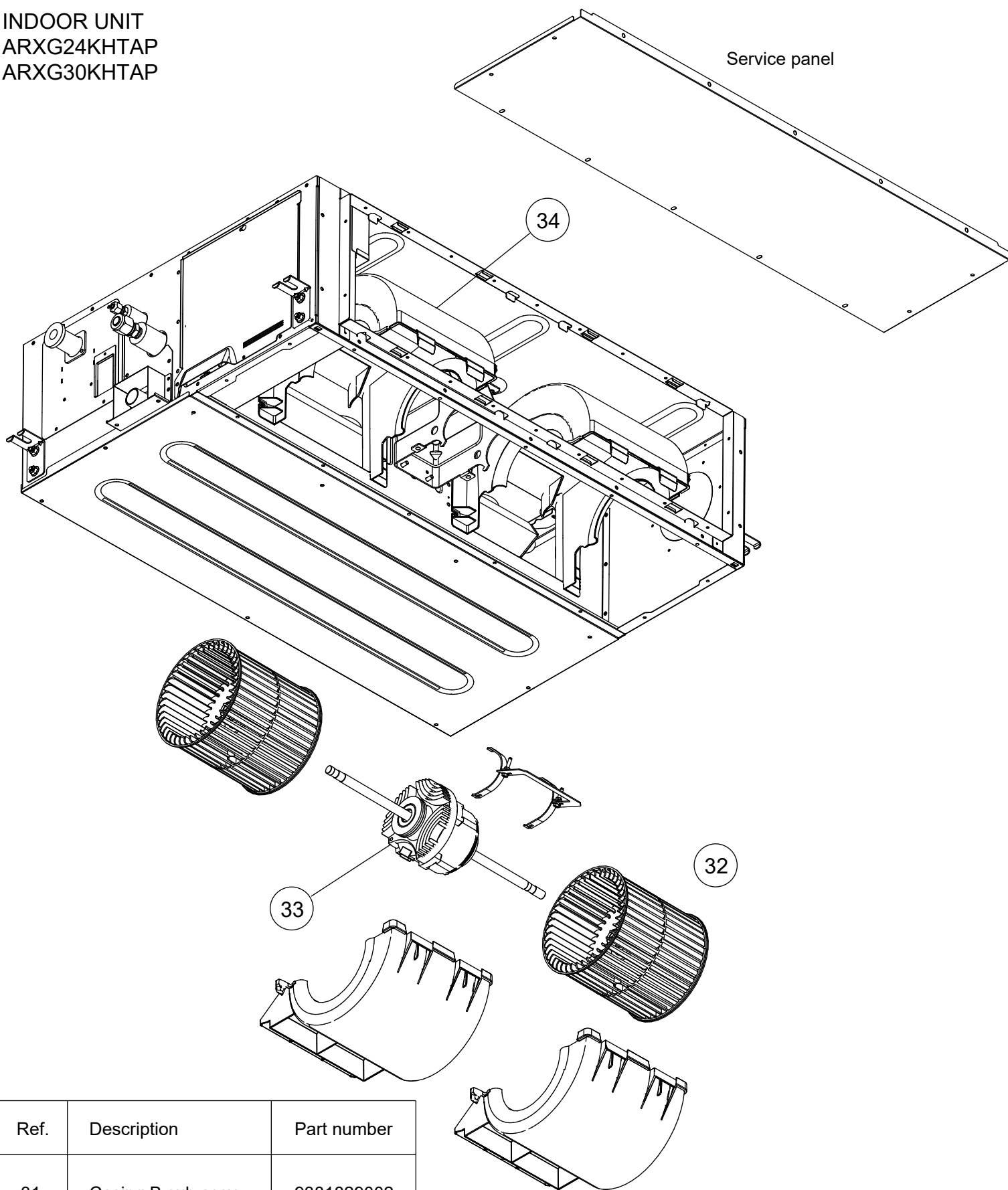
Ref.	Description	Part number
11	Main PCB (24KHTAP)	9710995927
11	Main PCB (30KHTAP)	9710995934
12	Holder	0600063023
13	Communication PCB	9710019005
14	Power Supply PCB (24)	9710032011
14	Power Supply PCB (30)	9710261008
15	Reactor Assy	9900898014
16	Terminal (Remote)	9900896003
17	Terminal (Power)	9900568009
18	Heatsink (30KHTAP)	9381518005

INDOOR UNIT  
ARXG24KHTAP  
ARXG30KHTAP



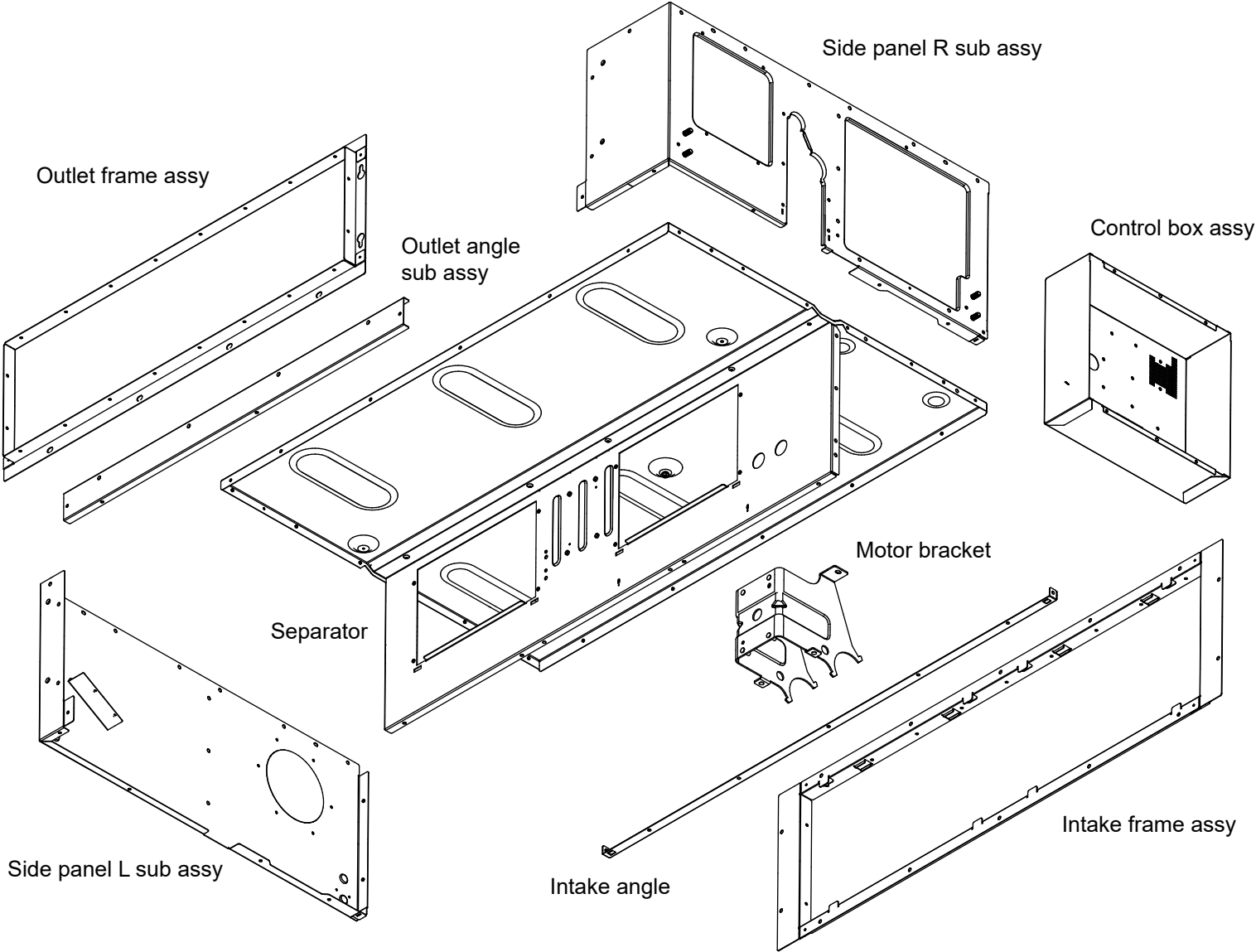
Ref.	Description	Part number
21	Evaporator Total Assy (24)	9383816062
21	Evaporator Total Assy (30)	9383816055
22	Drain Pan Sub Assy	9381752027
23	Drain Pump Sub Assy	9381766017
24	Float Switch	9900465070
25	Pump Assy	9900890018
26	Drain Hose	9381576005
27	Drain Port	9381565009
28	Drain Cap	9381578009

INDOOR UNIT  
ARXG24KHTAP  
ARXG30KHTAP



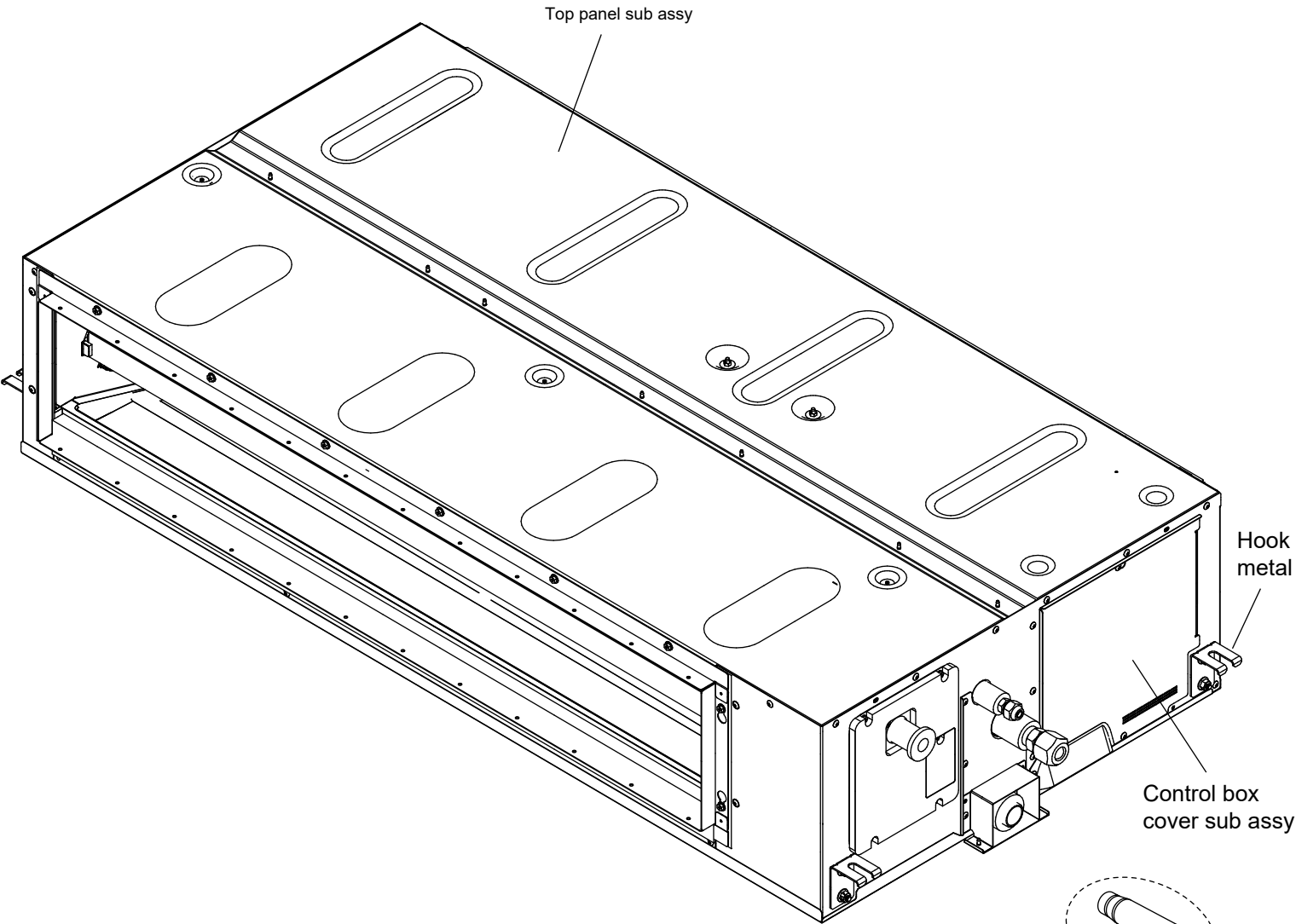
Ref.	Description	Part number
31	Casing B sub assy	9381829002
32	Sirocco fan assy	9381302000
33	Fan motor (24KHTAP)	9603479015
33	Fan motor (30KHTAP)	9603481018
34	Casing A	9381587001

INDOOR UNIT  
ARXG24KHTAP  
ARXG30KHTAP

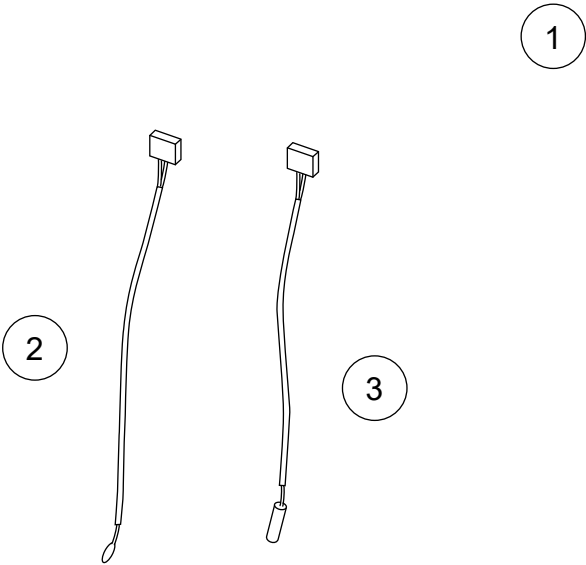


PARTS

INDOOR UNIT  
ARXG36KHTAP  
ARXG45KHTAP  
ARXG54KHTAP

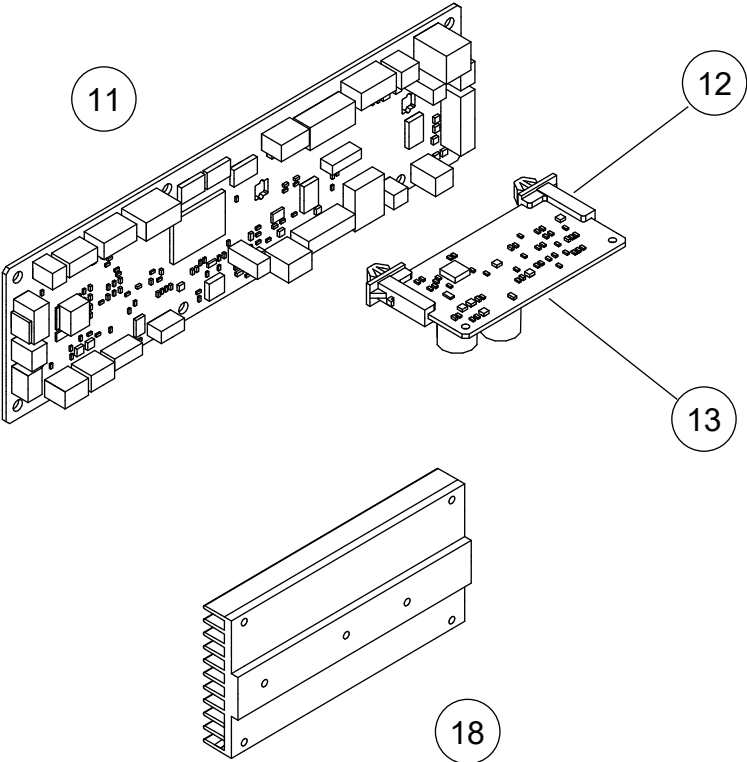
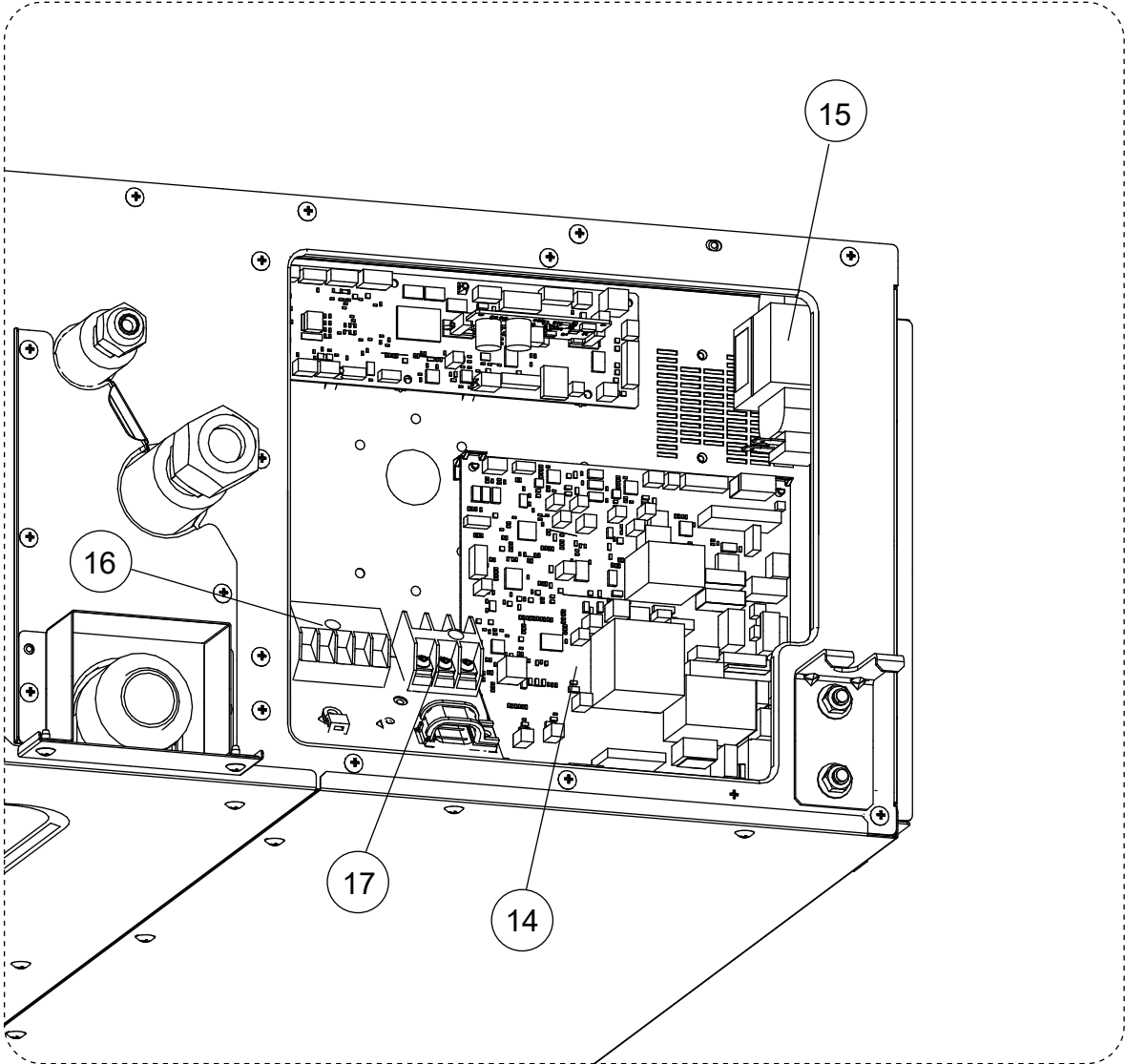


Ref.	Description	Part number
1	Hose sub assy	9378450196
2	Room thermistor	9703299278
3	Pipe thermistor	9900892005



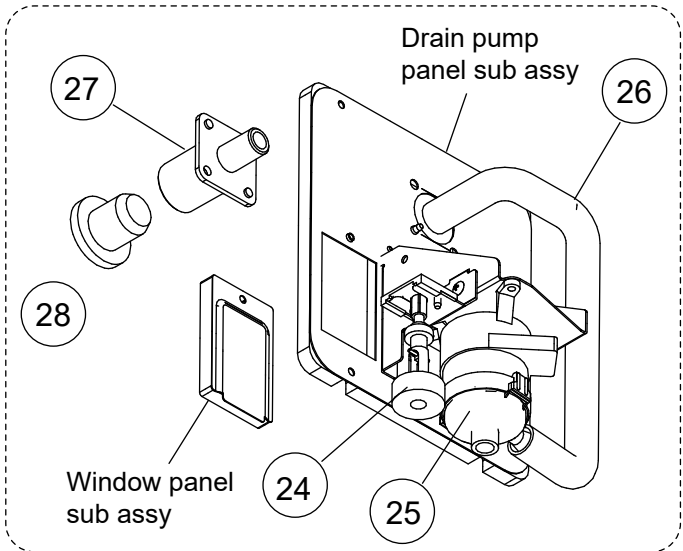
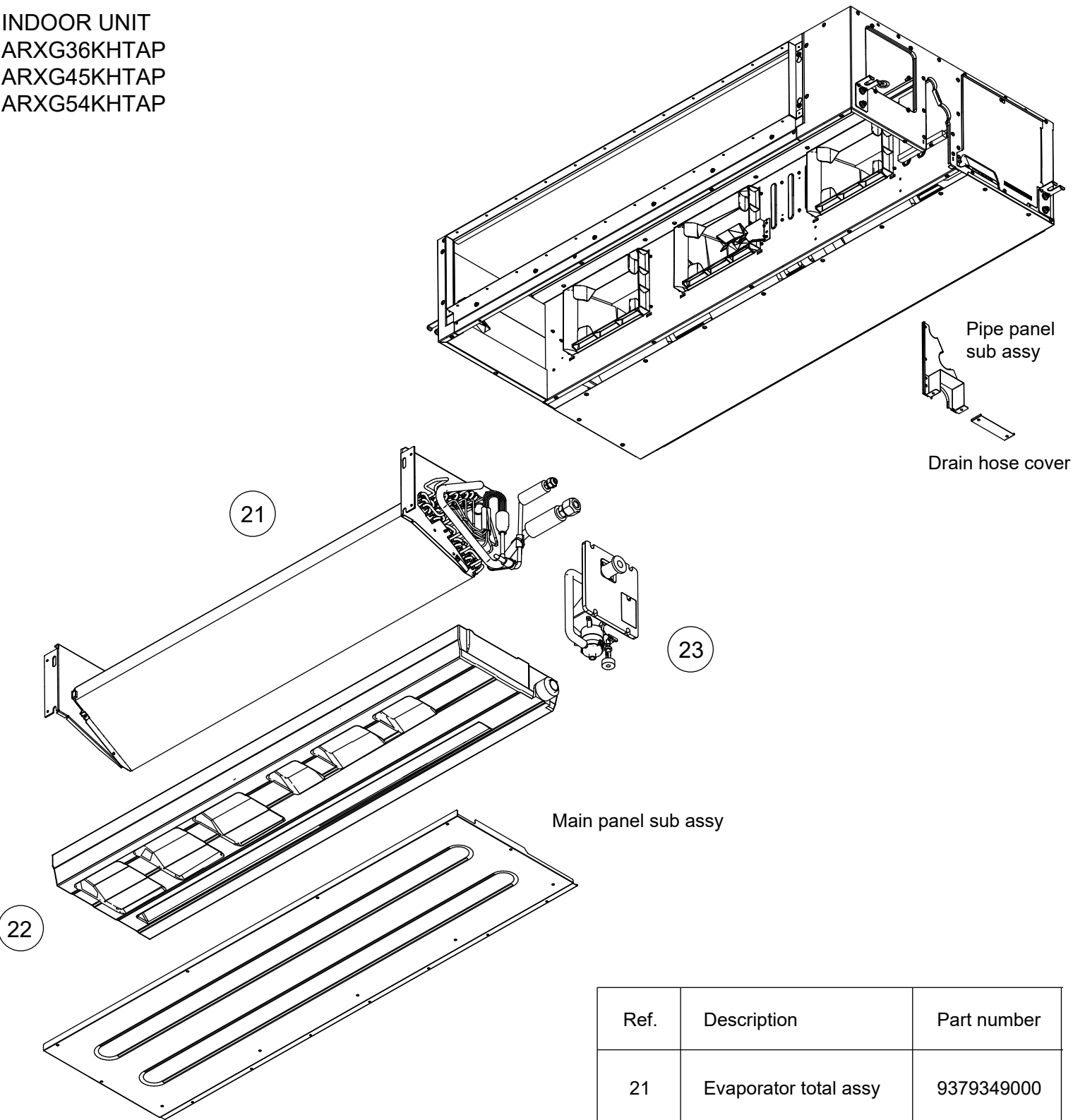


INDOOR UNIT  
ARXG36KHTAP  
ARXG45KHTAP  
ARXG54KHTAP



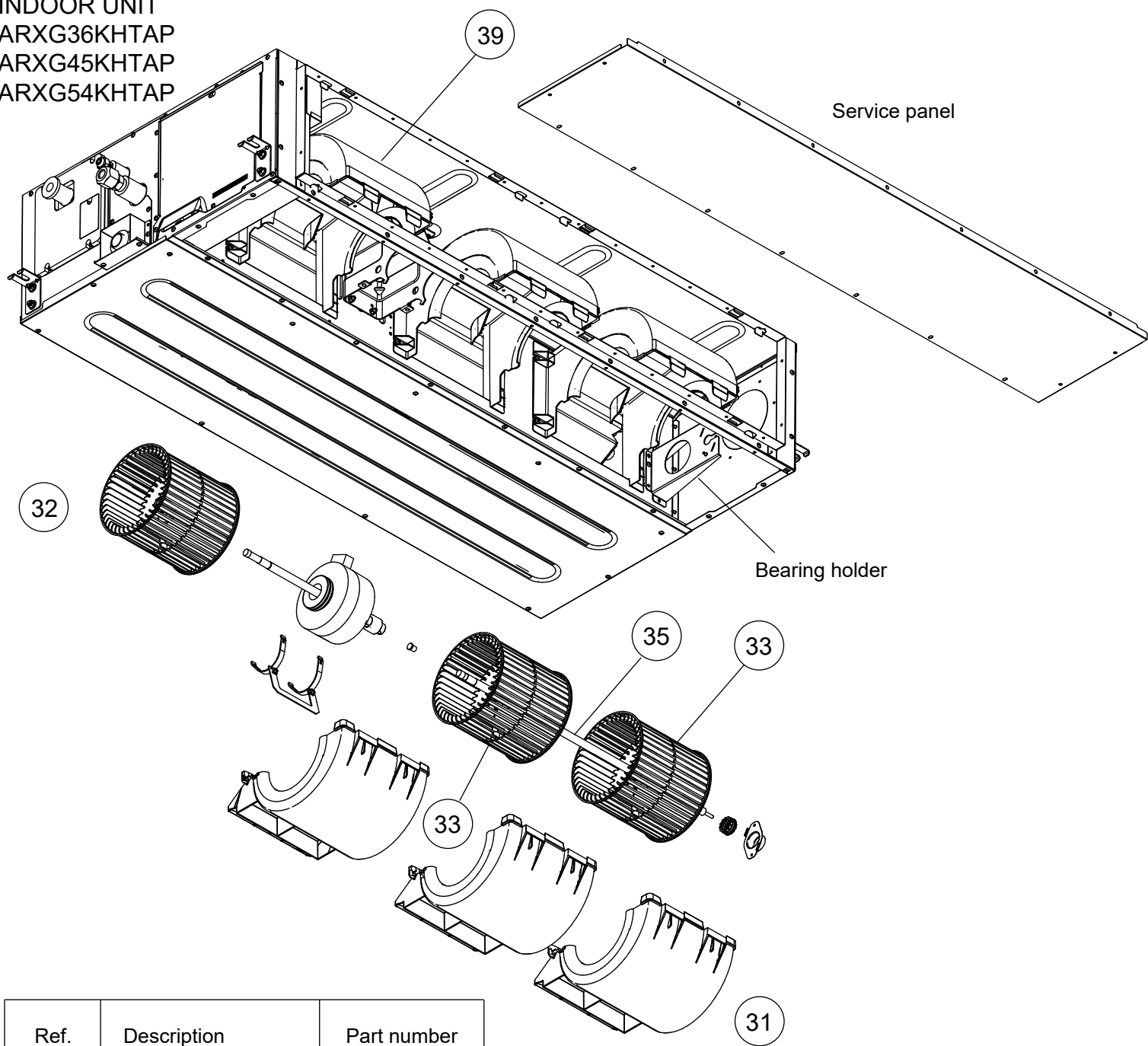
Ref.	Description	Part number
11	Main PCB (36KHTAP)	9710995941
11	Main PCB (45KHTAP)	9710995958
11	Main PCB (54KHTAP)	9710995729
12	Holder	0600063023
13	Communication PCB	9710019005
14	Power Supply PCB	9710261008
15	Reactor Assy	9900898014
16	Terminal (Remote)	9900896003
17	Terminal (Power)	9900568009
18	Heatsink	9381518005

INDOOR UNIT  
ARXG36KHTAP  
ARXG45KHTAP  
ARXG54KHTAP

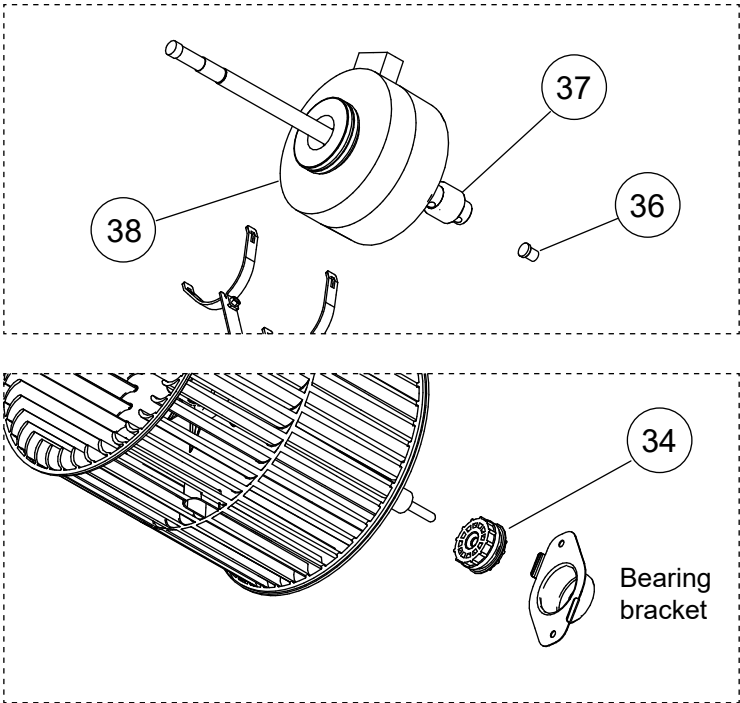


Ref.	Description	Part number
21	Evaporator total assy	9379349000
22	Drain Pan Sub Assy	9381752003
23	Drain Pump Sub Assy	9381766017
24	Float Switch	9900465070
25	Pump Assy	9900890018
26	Drain Hose	9381576005
27	Drain Port	9381565009
28	Drain Cap	9381578009

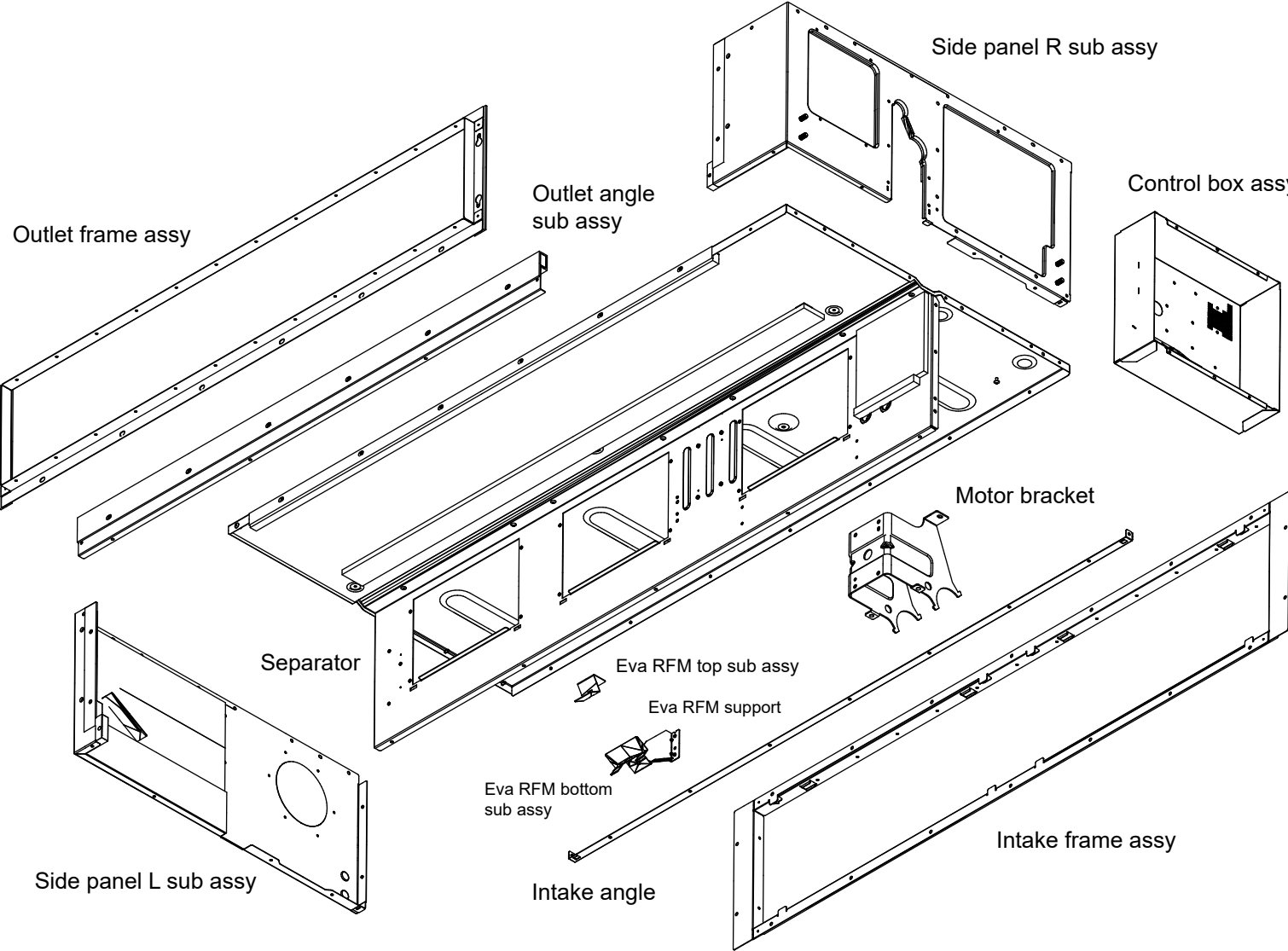
INDOOR UNIT  
ARXG36KHTAP  
ARXG45KHTAP  
ARXG54KHTAP



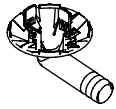
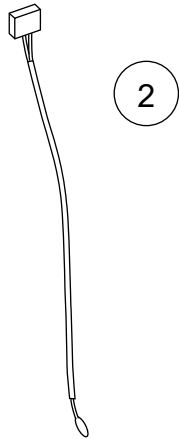
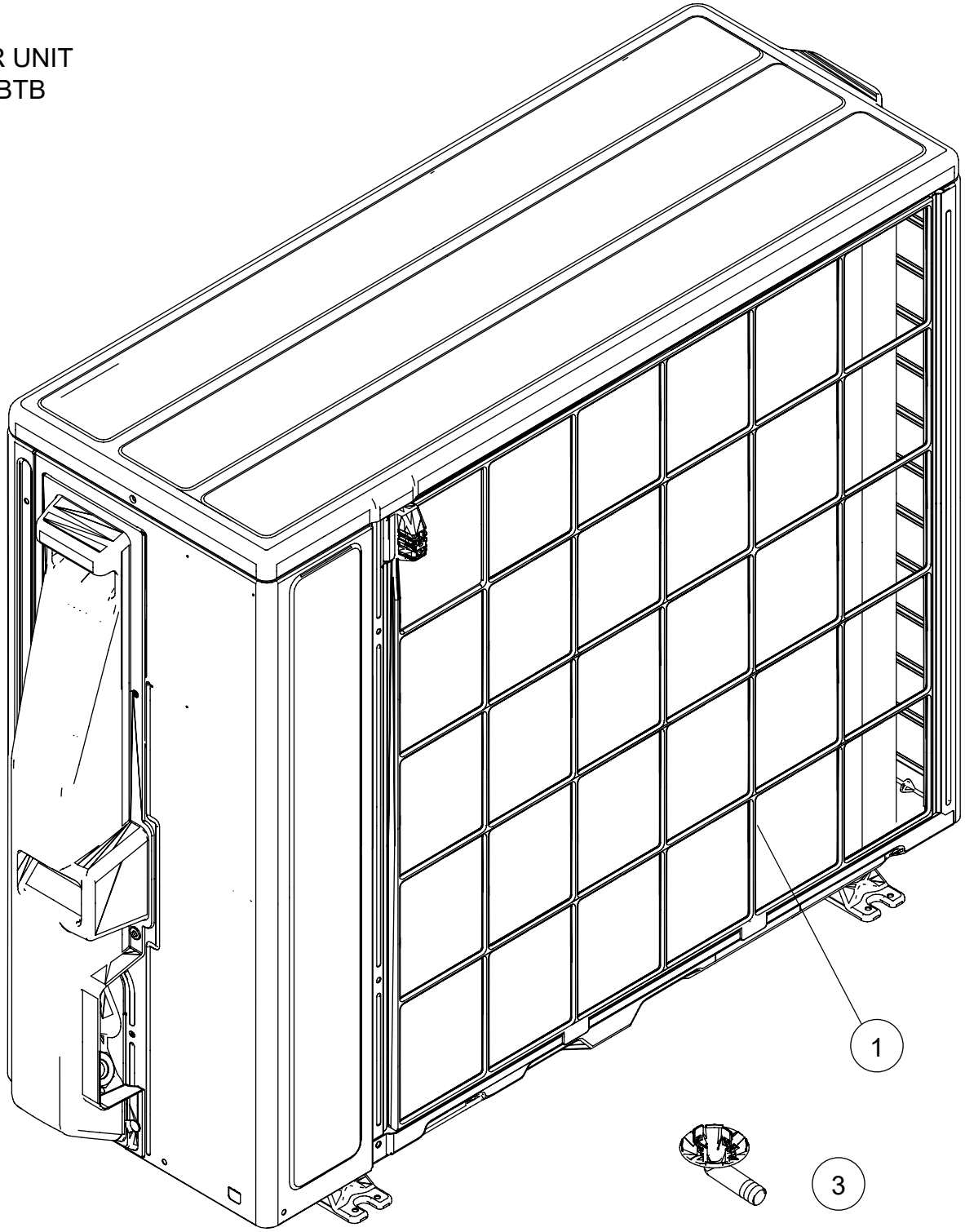
Ref.	Description	Part number
31	Casing B Sub Assy	9381829002
32	Sirocco Fan Assy	9381302000
33	Sirocco Fan Assy	9381302017
34	Bearing B Assy	9357921006
35	Shaft Assy	9381052028
36	Shaft Cap	9381814015
37	Joint Assy	9378038035
38	Fan motor	9603480011
39	Casing A	9381587001



INDOOR UNIT  
ARXG36KHTAP  
ARXG45KHTAP  
ARXG54KHTAP

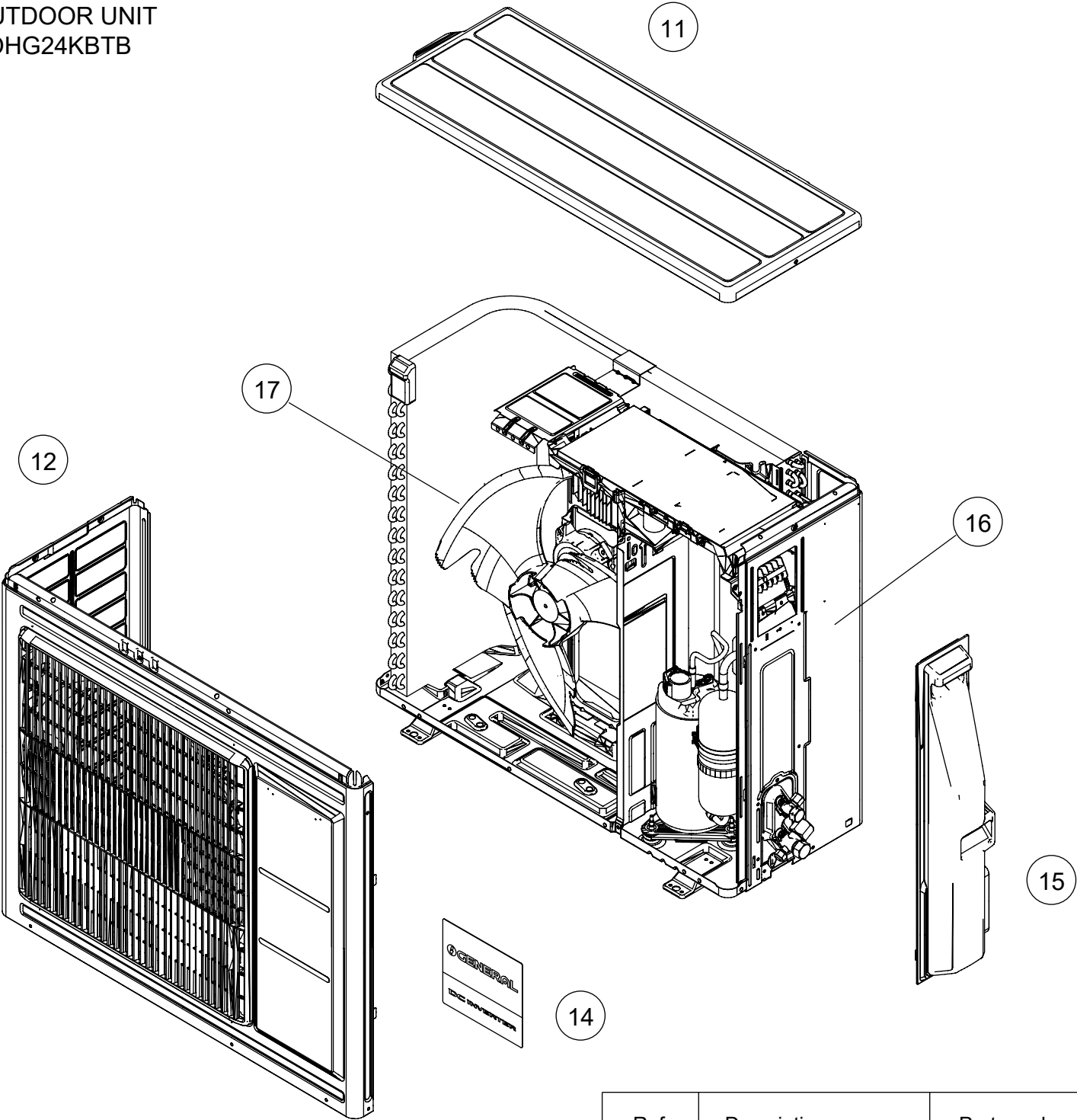


OUTDOOR UNIT  
AOHG24KBTB



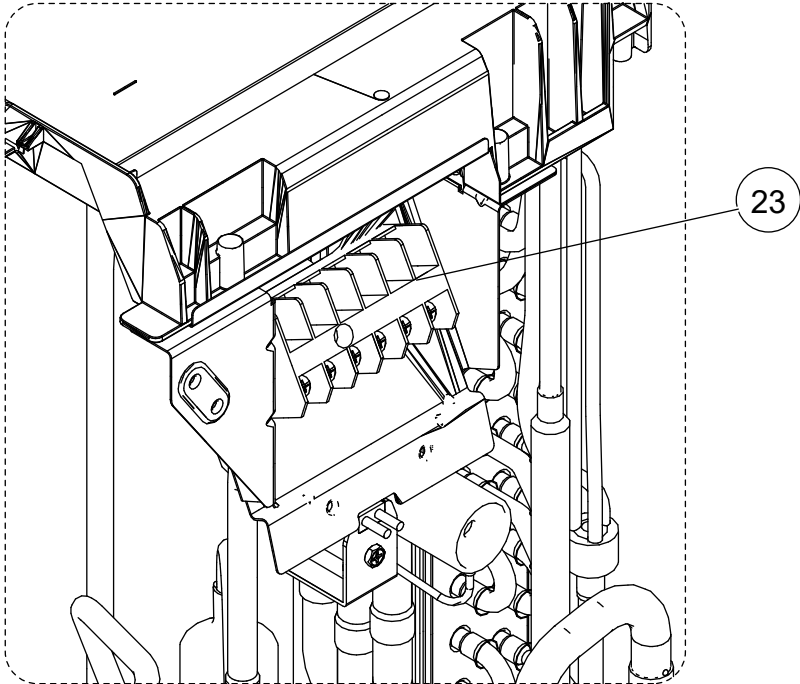
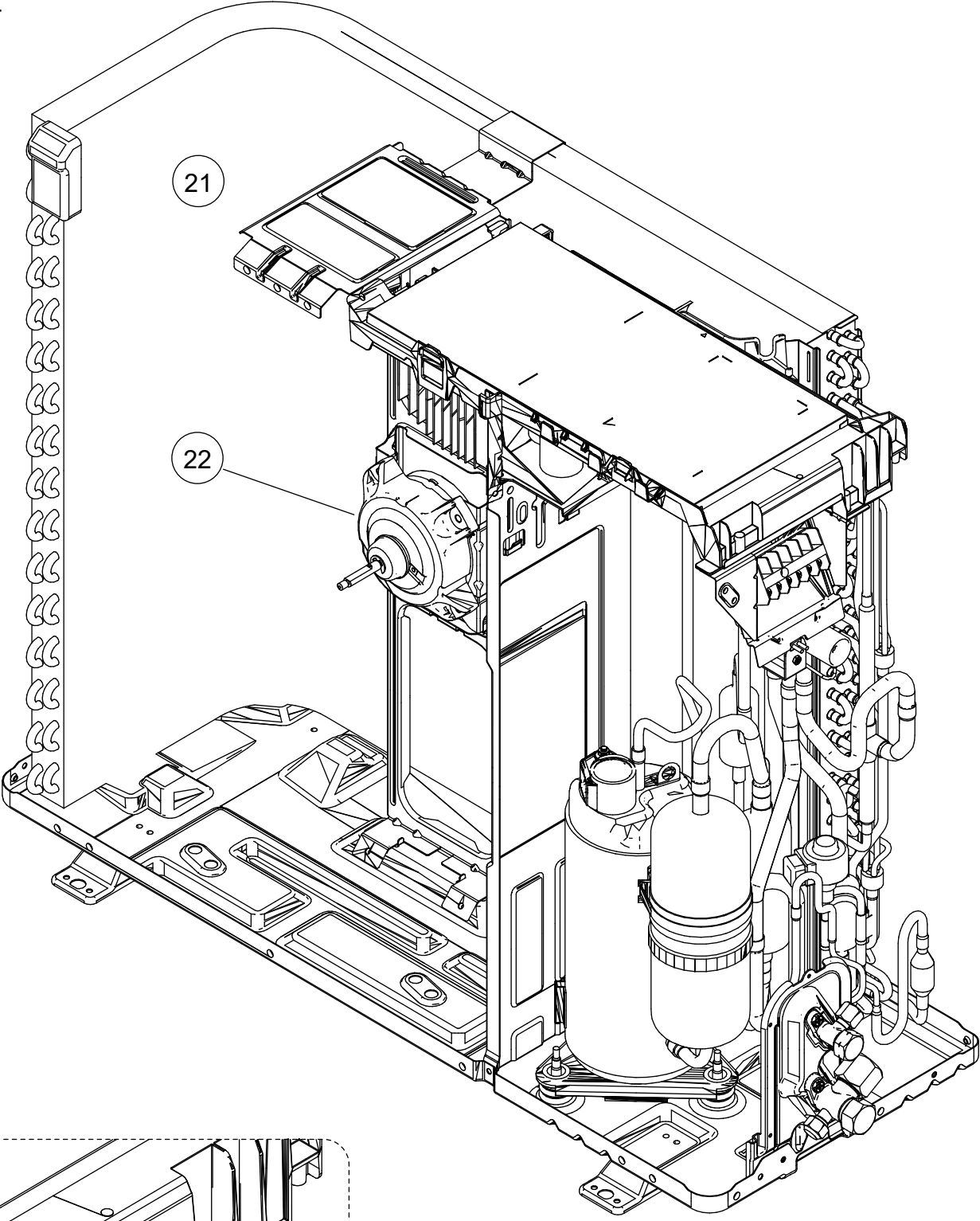
Ref.	Description	Part number
1	Protective net assy	9322811042
2	Outdoor thermistor	9900585060
3	Drain pipe	9322144003

OUTDOOR UNIT  
AOHG24KBTB



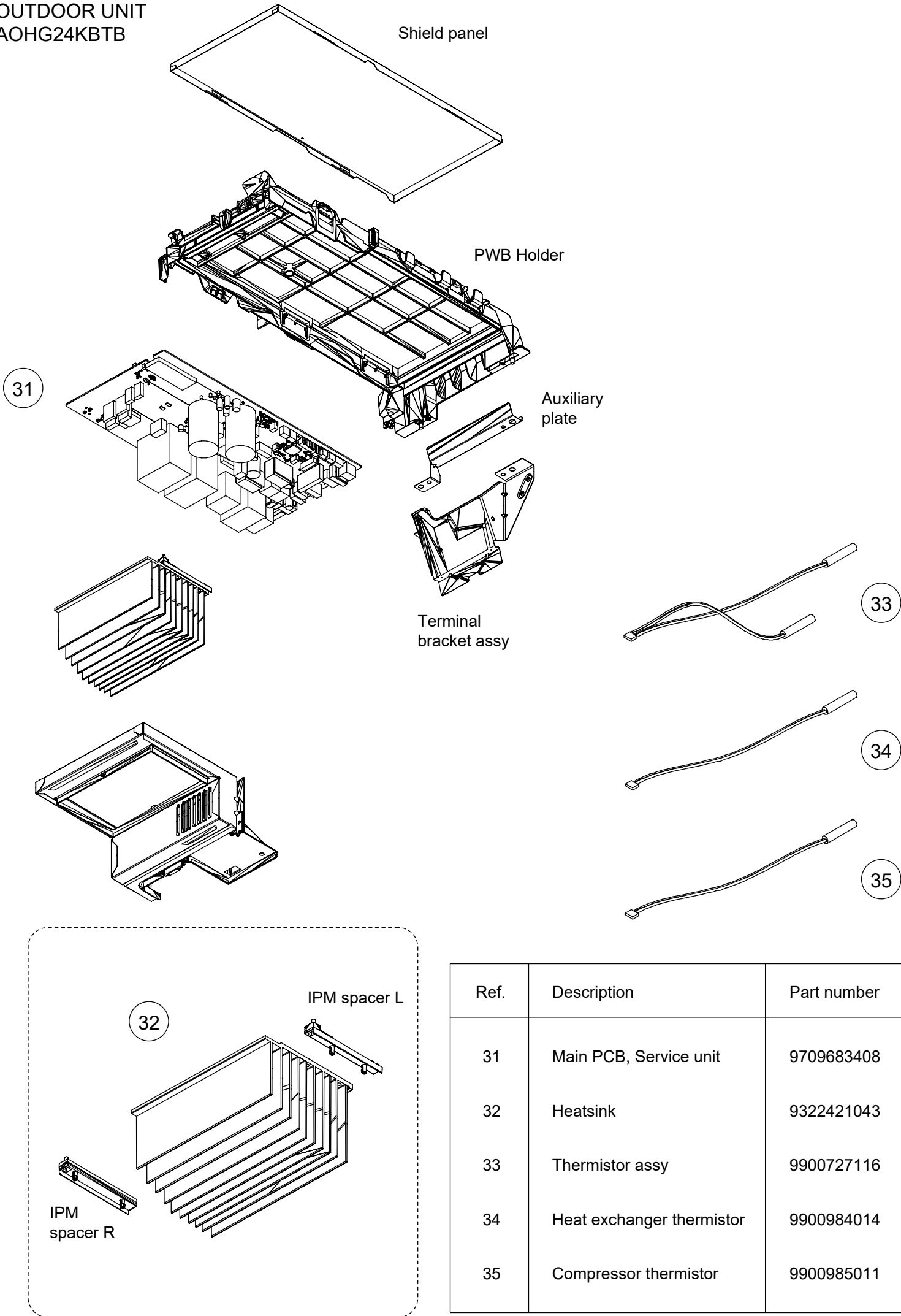
Ref.	Description	Part number
11	Top panel assy	9322556073
12	Front panel assy	9322555038
13	Blow grille	9322149008
14	Emblem	9319157009
15	Switch cover assy	9322570031
16	Cabinet right Assy	9322552150
17	Propeller fan	9322150004

OUTDOOR UNIT  
AOHG24KBTB



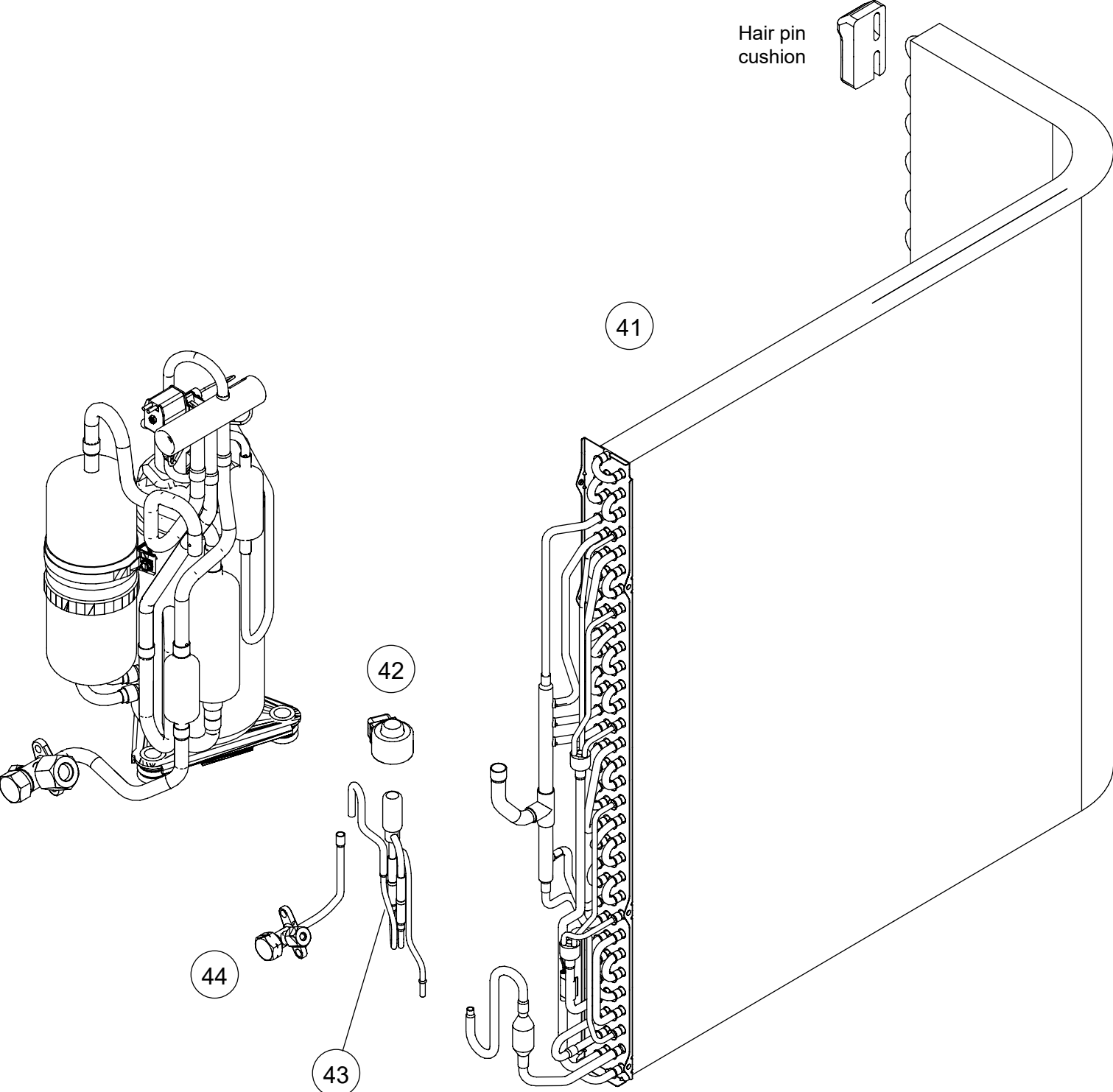
Ref.	Description	Part number
21	Motor bracket assy	9322553034
22	Brushless motor	9603601003
23	Terminal	9900435028

OUTDOOR UNIT  
AOHG24KBTB



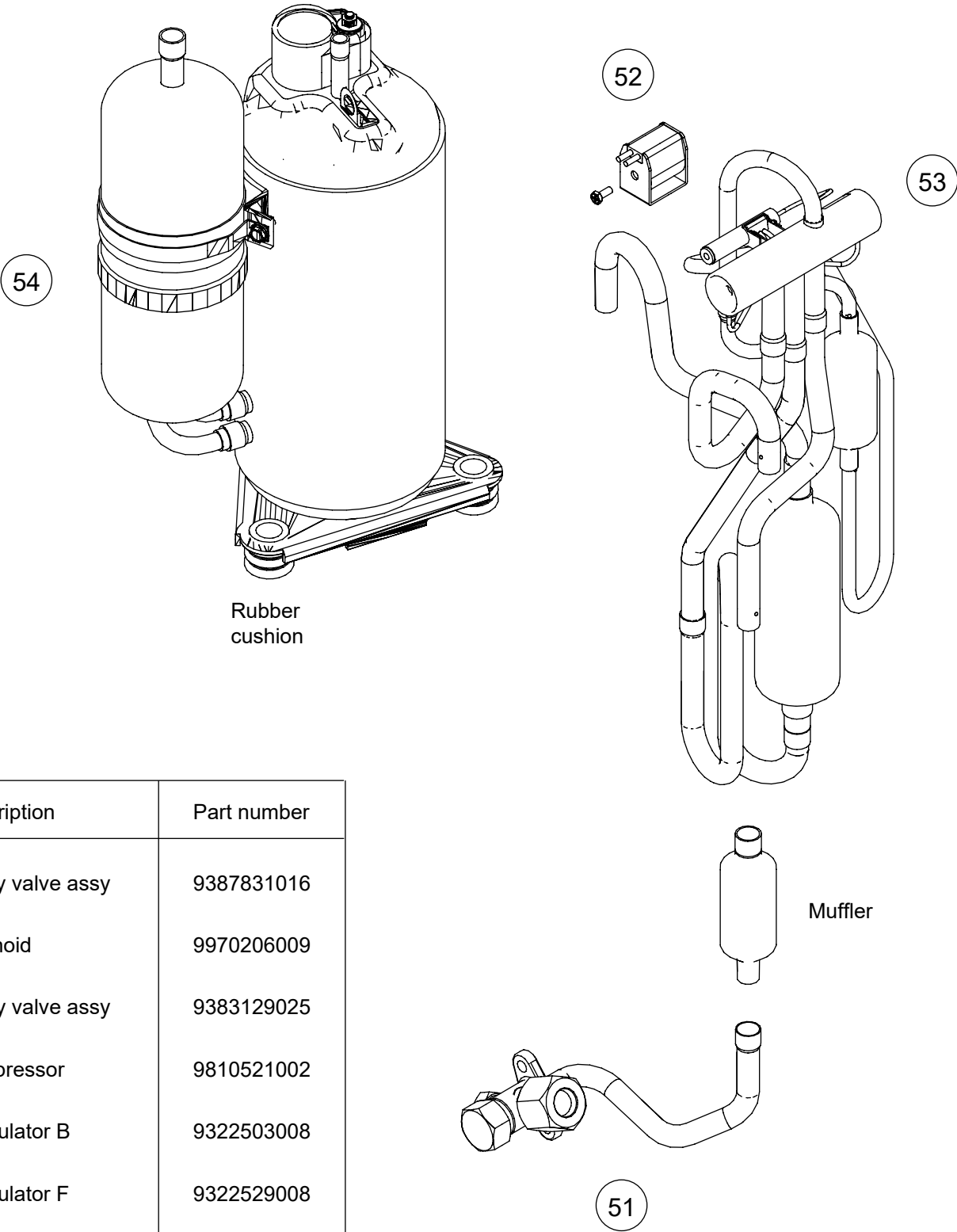


OUTDOOR UNIT  
AOHG24KBTB



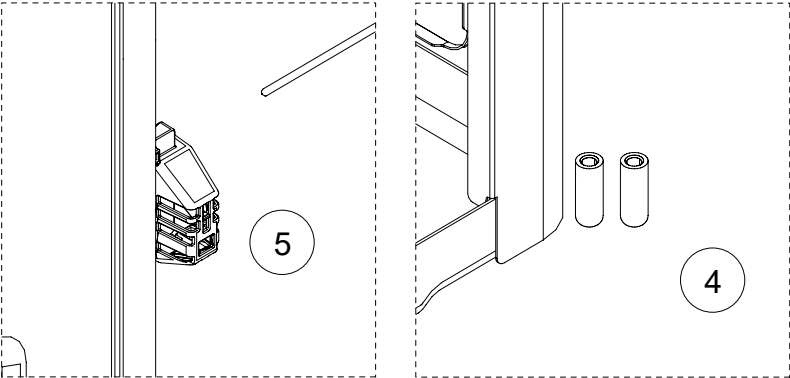
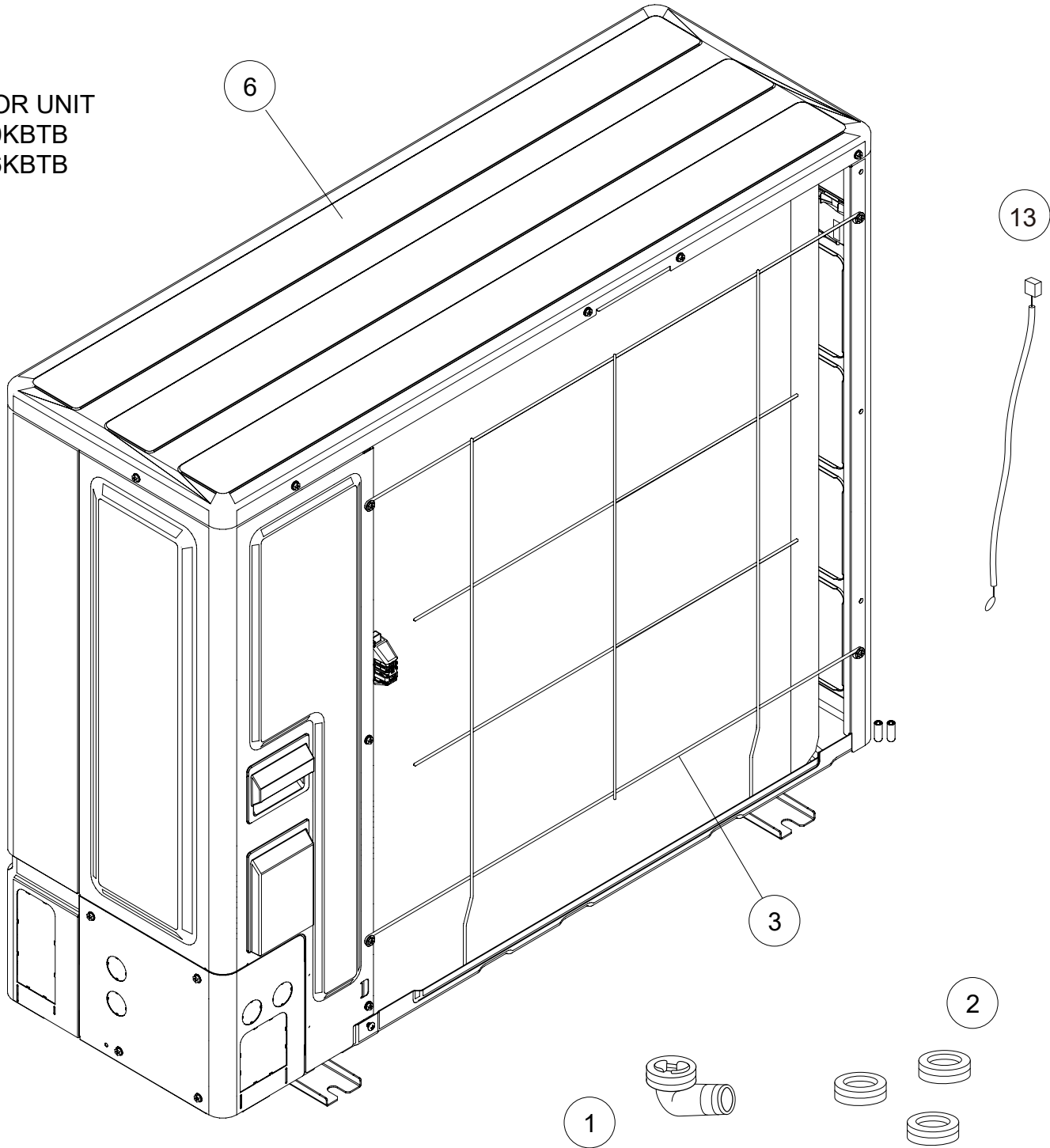
Ref.	Description	Part number
41	Condenser total assy	9317089630
42	Expansion valve coil	9970173028
43	Pulse motor valve assy	9322463029
44	2-way valve assy	9322474001

OUTDOOR UNIT  
AOHG24KBTB



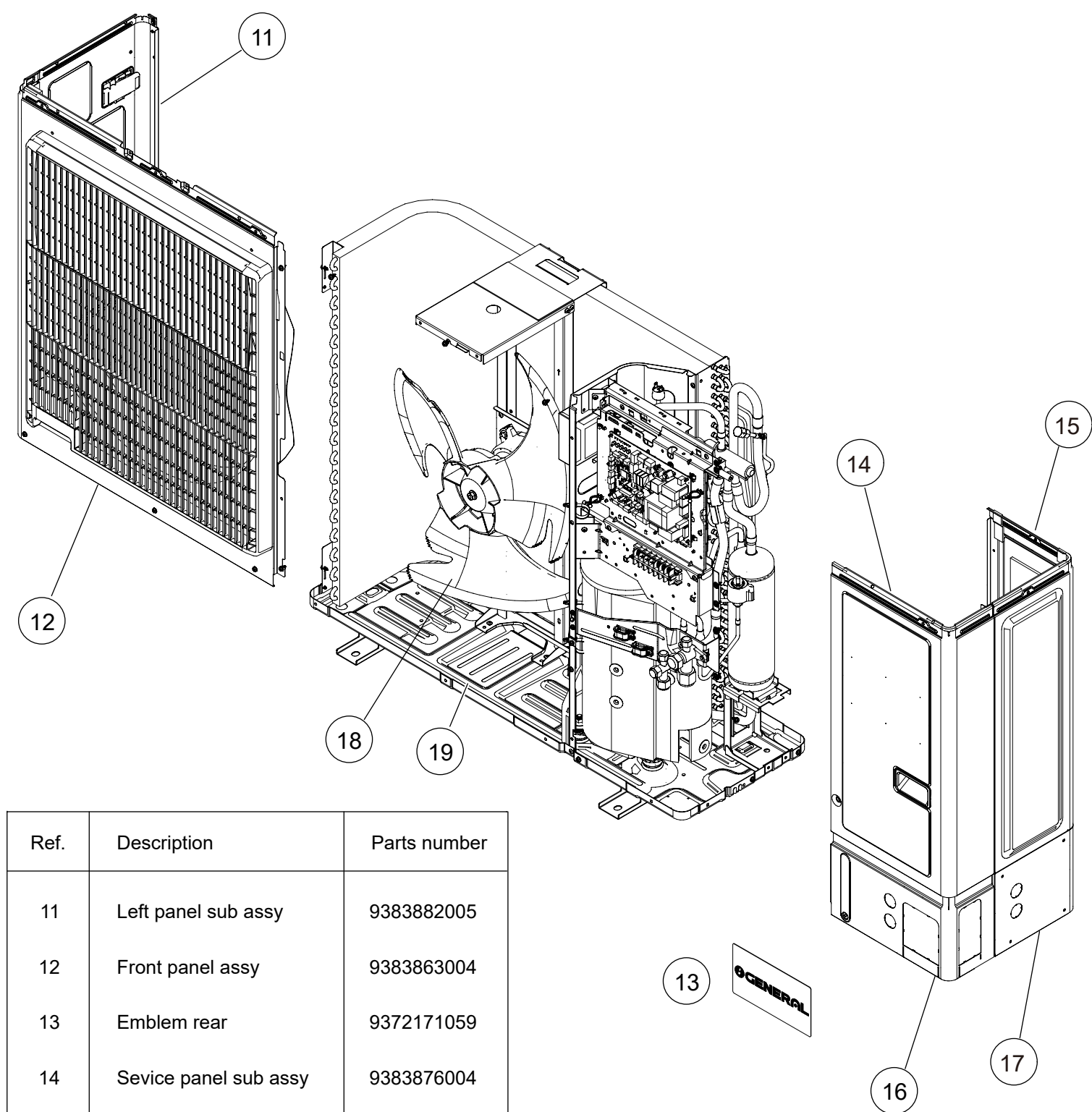
Ref.	Description	Part number
51	3-way valve assy	9387831016
52	Solenoid	9970206009
53	4-way valve assy	9383129025
54	Compressor	9810521002
-	S-insulator B	9322503008
-	S-insulator F	9322529008
-	S-insulator H	9322501004
-	S-insulator V	9323045002
-	S-insulator K	9322824004

OUTDOOR UNIT  
AOHG30KBTB  
AOHG36KBTB



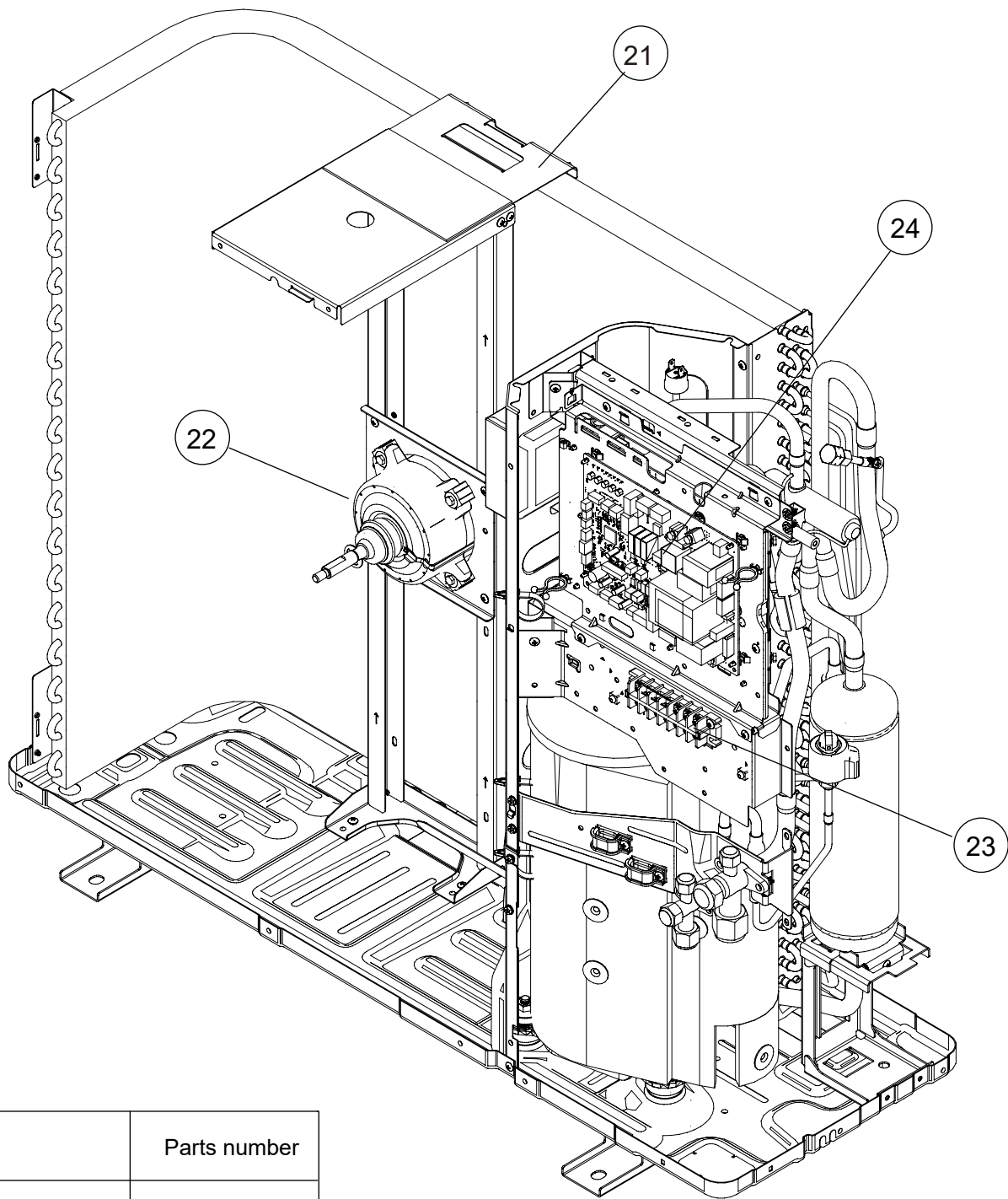
Ref.	Description	Parts number
1	Drain assy	9303029015
2	Drain cap	313166024302
3	Protective net rear	9383779008
4	Rubber (net)	9375361013
5	Thermo holder	9383607004
6	Top panel sub assy	9383880001
13	Outdoor Thermistor	9900565091

OUTDOOR UNIT  
AOHG30KBTB  
AOHG36KBTB

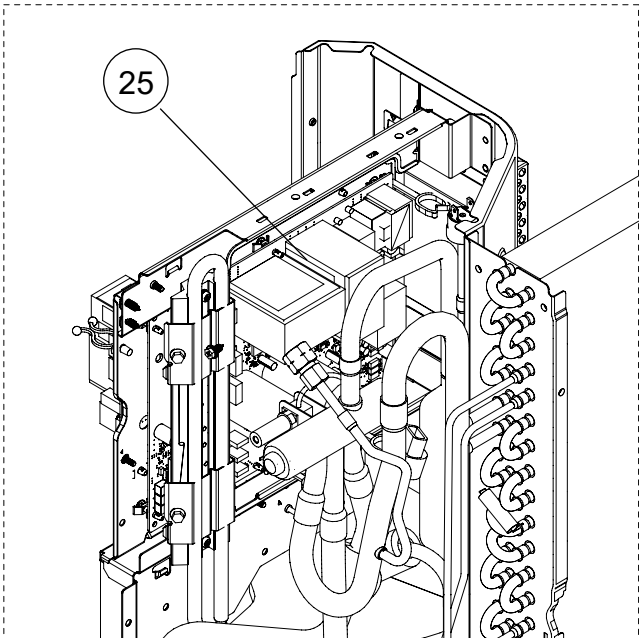


Ref.	Description	Parts number
11	Left panel sub assy	9383882005
12	Front panel assy	9383863004
13	Emblem rear	9372171059
14	Sevice panel sub assy	9383876004
15	Right panel sub assy	9383874000
16	Pipe cover front	9383878008
17	Pipe cover rear	9383879005
18	Propeller fan	9383336003
19	Base assy (Service)	9350255009

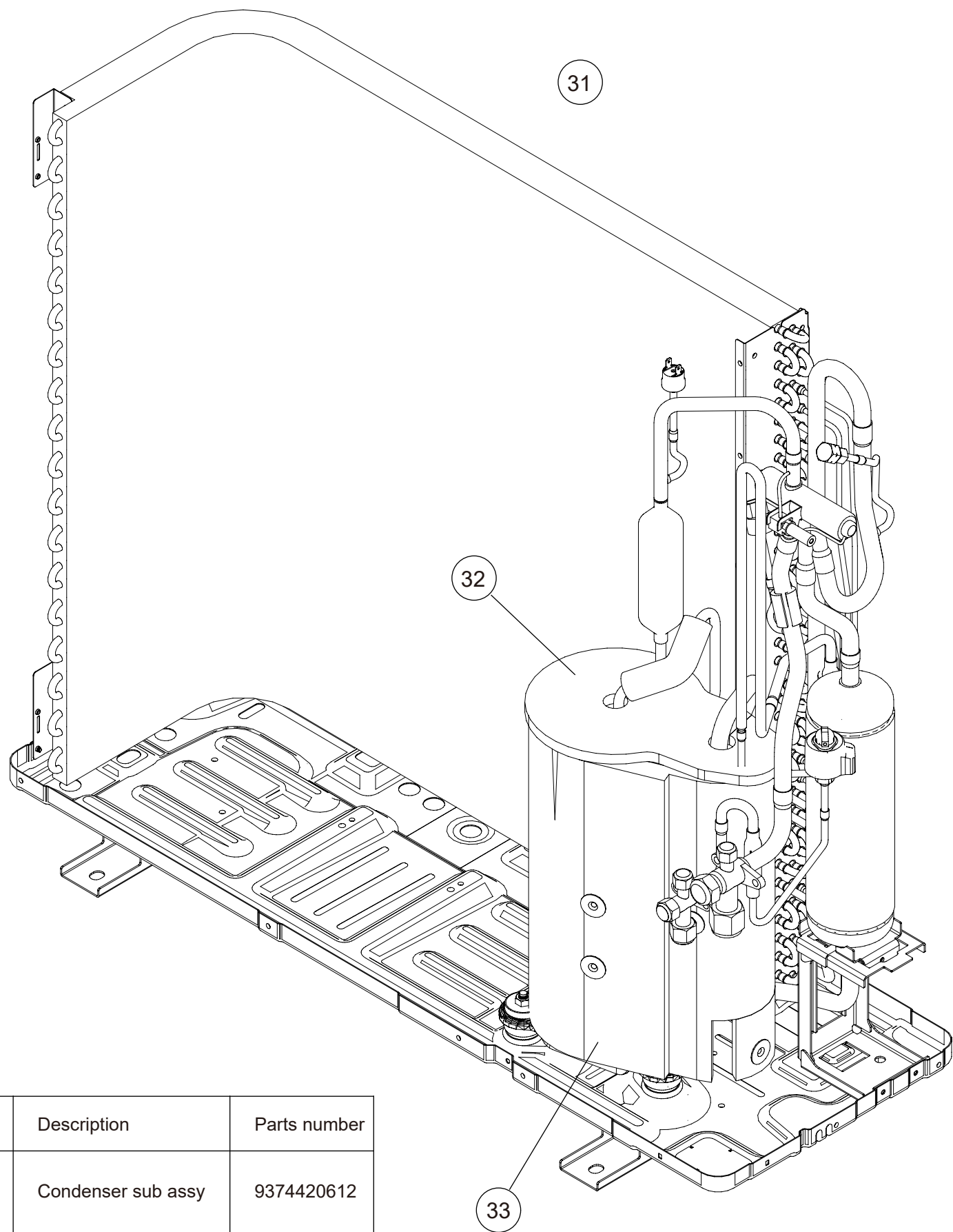
OUTDOOR UNIT  
 AOHG30KBTB  
 AOHG36KBTB



Ref.	Description	Parts number
21	Motor bracket assy	9383862007
22	Motor, DC Brushless	9603732011
23	Terminal 7P	9900203061
24	Main PCB (Service) (30)	9711431271
24	Main PCB (Service) (36)	9711431240
25	Inverter PCB (Service)	9709684108
--	Heat ex. thermistor	9900984038
--	Thermistor assy	9900727154
--	Compressor thermistor	9900985035



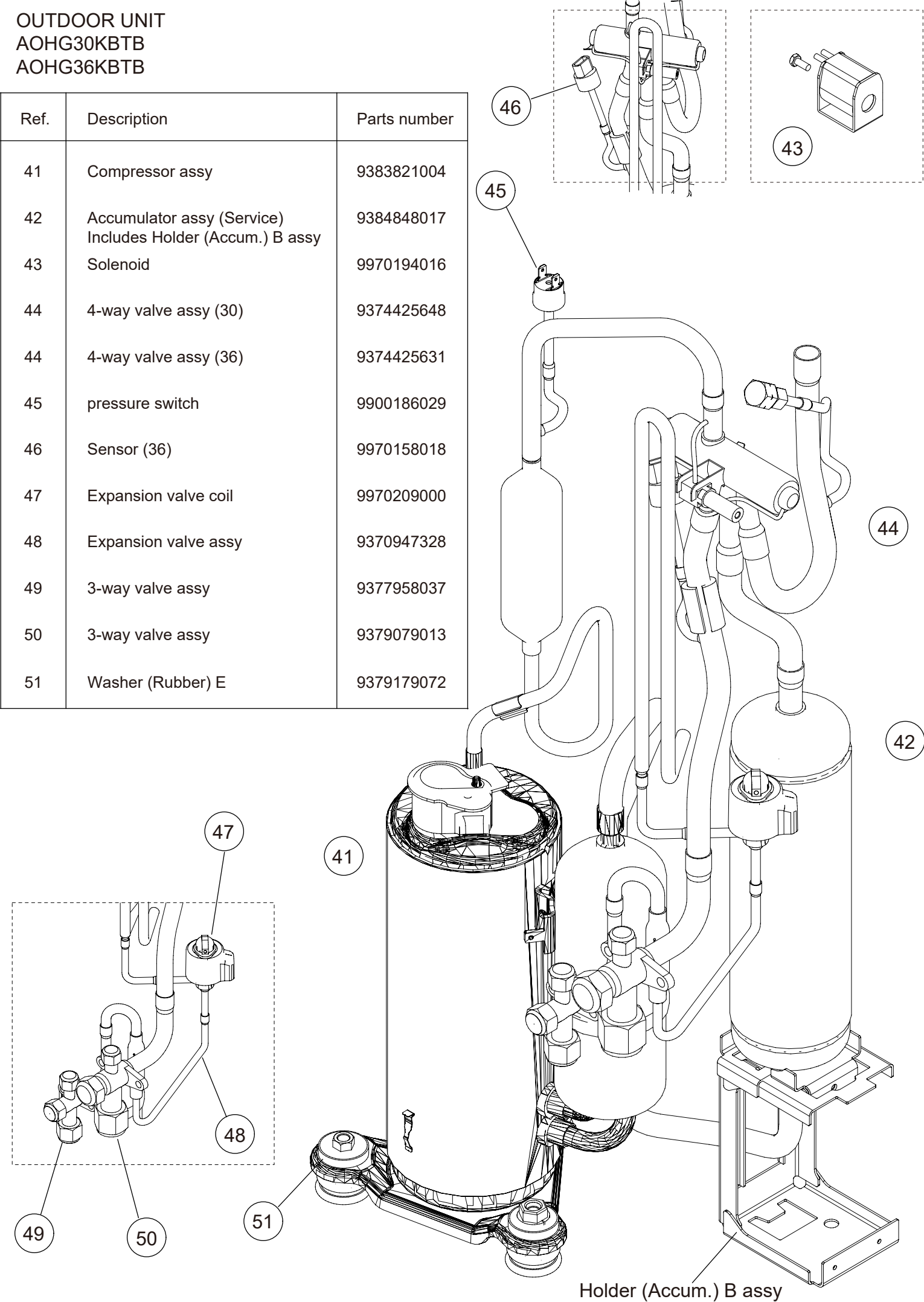
OUTDOOR UNIT  
AOHG30KBTB  
AOHG36KBTB



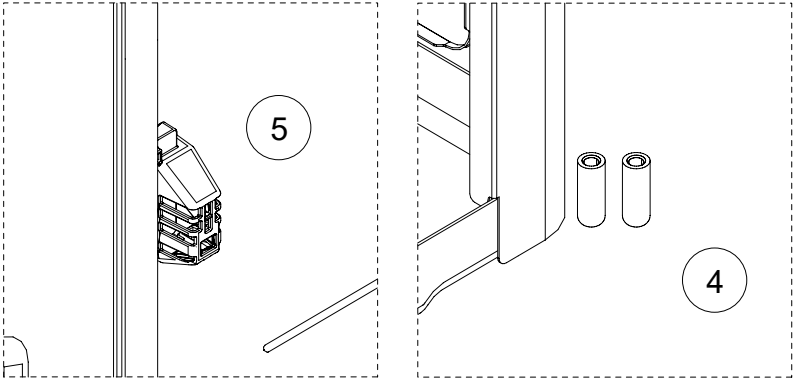
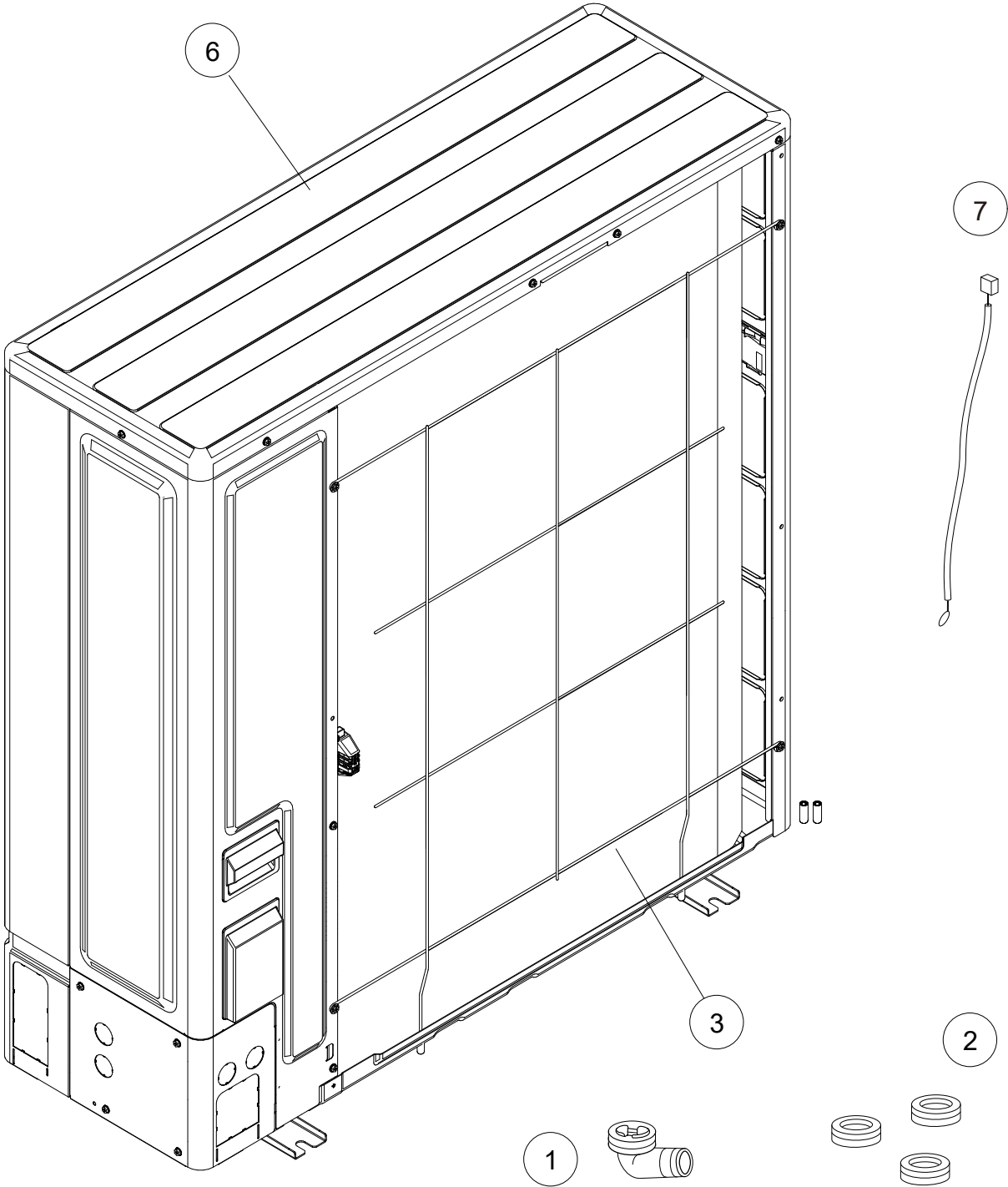
Ref.	Description	Parts number
31	Condenser sub assy	9374420612
32	S-ABS (top)	9380516064
33	S-ABS (body)	9379647168

OUTDOOR UNIT  
AOHG30KBTB  
AOHG36KBTB

Ref.	Description	Parts number
41	Compressor assy	9383821004
42	Accumulator assy (Service) Includes Holder (Accum.) B assy	9384848017
43	Solenoid	9970194016
44	4-way valve assy (30)	9374425648
44	4-way valve assy (36)	9374425631
45	pressure switch	9900186029
46	Sensor (36)	9970158018
47	Expansion valve coil	9970209000
48	Expansion valve assy	9370947328
49	3-way valve assy	9377958037
50	3-way valve assy	9379079013
51	Washer (Rubber) E	9379179072



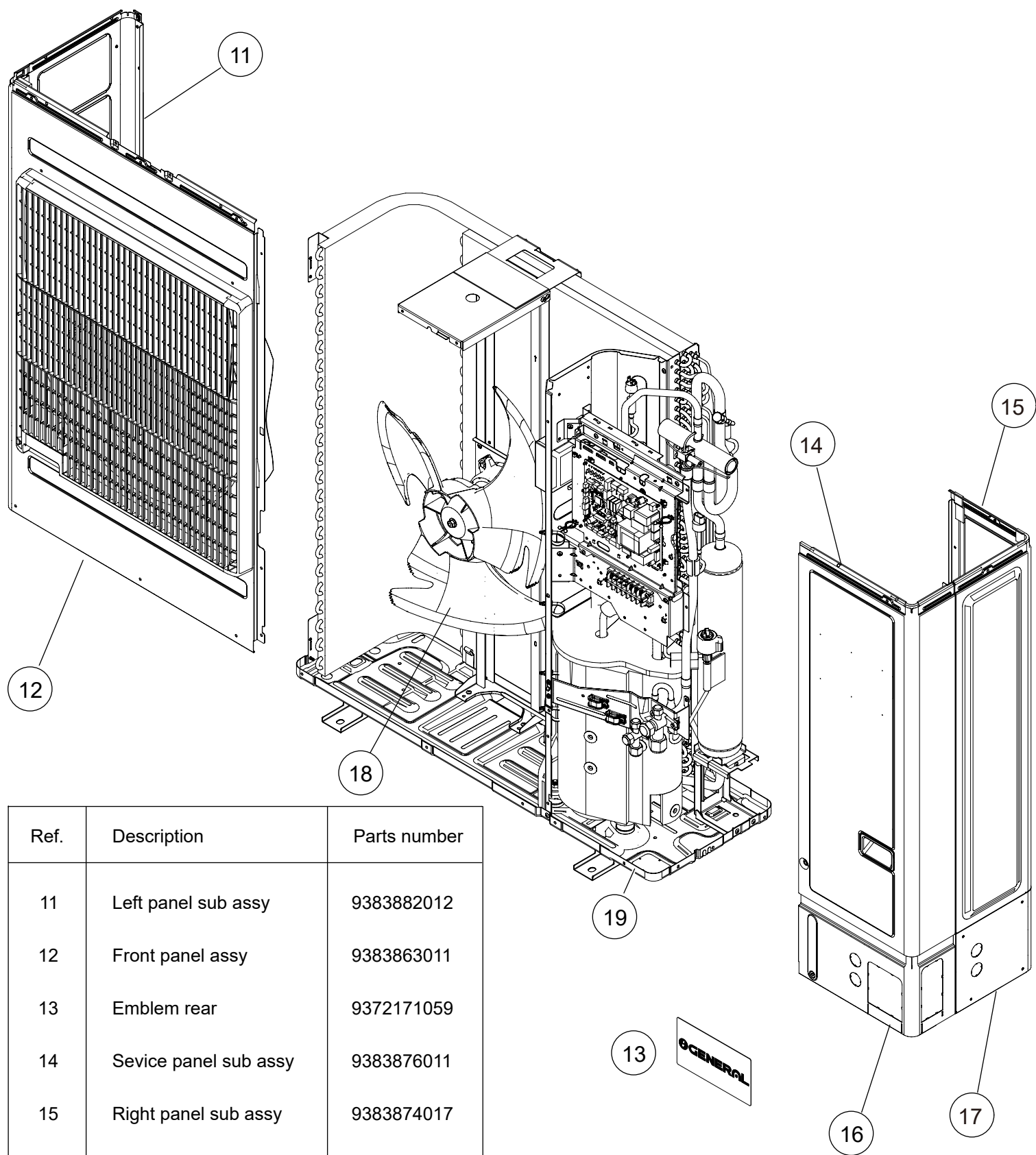
OUTDOOR UNIT  
AOHG45KBTB  
AOHG54KBTB



Ref.	Description	Parts number
1	Drain assy	9303029015
2	Drain cap	313166024302
3	Protective net rear	9381013005
4	Rubber (net)	9375361013
5	Thermo holder	9383607004
6	Top panel sub assy	9383880001
7	Outdoor Thermistor	9900565091

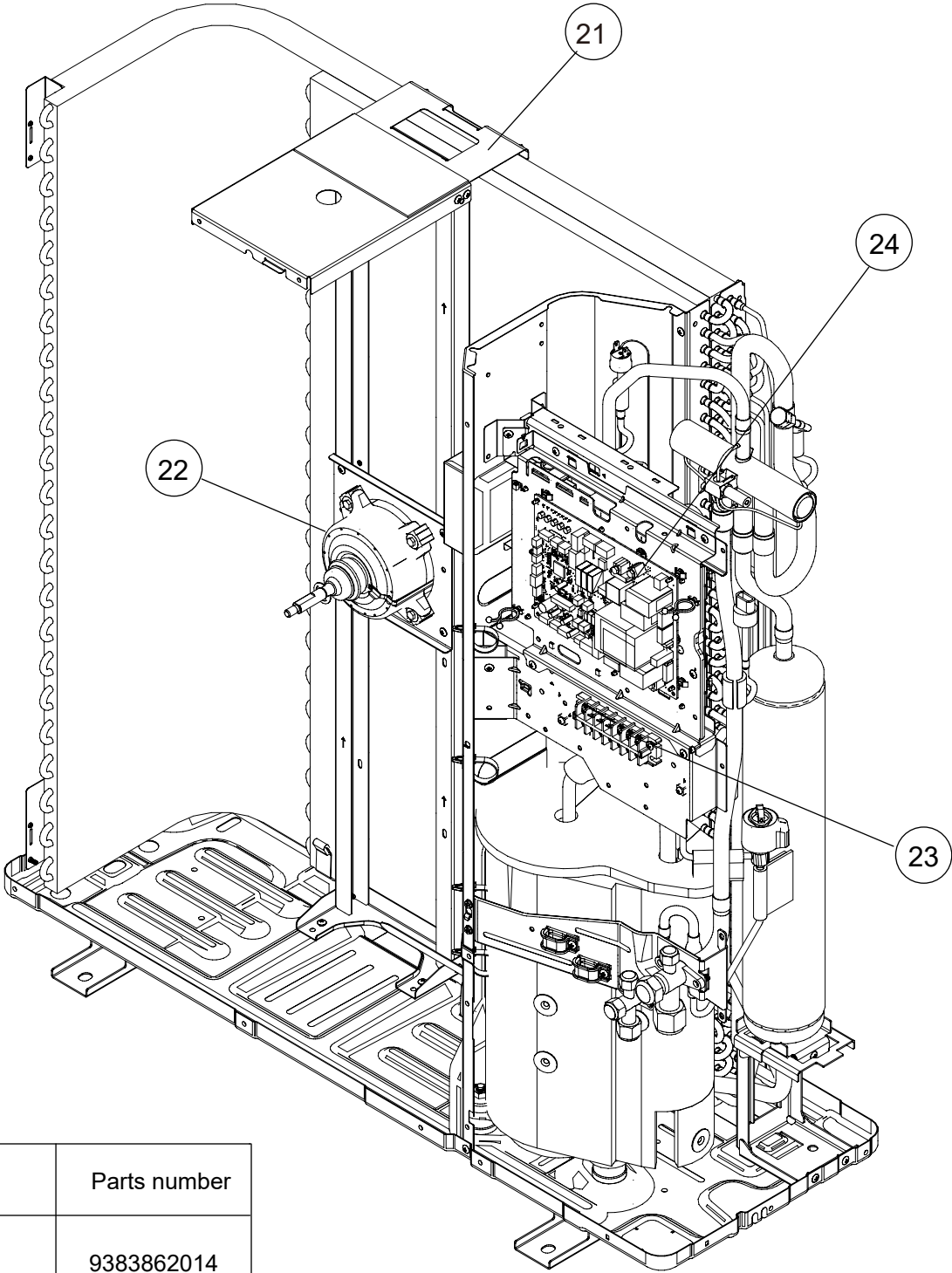


OUTDOOR UNIT  
AOHG45KBTB  
AOHG54KBTB

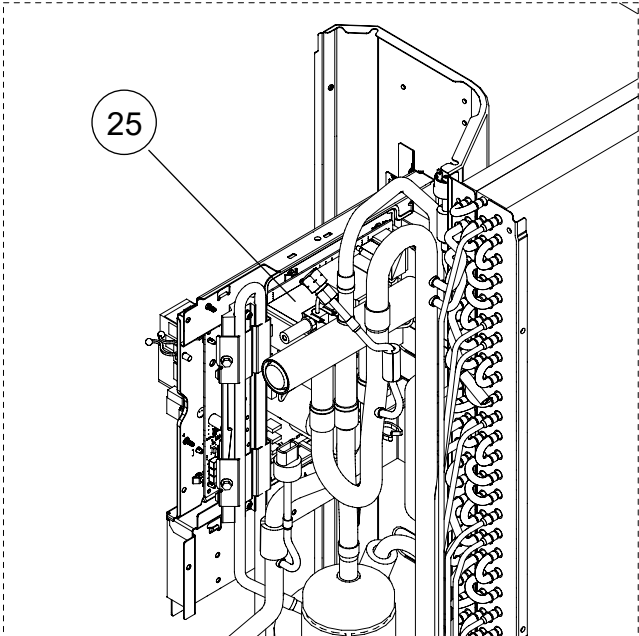


Ref.	Description	Parts number
11	Left panel sub assy	9383882012
12	Front panel assy	9383863011
13	Emblem rear	9372171059
14	Sevice panel sub assy	9383876011
15	Right panel sub assy	9383874017
16	Pipe cover front	9383878008
17	Pipe cover rear	9383879005
18	Propeller fan	9383336003
19	Base assy (Service)	9350255009

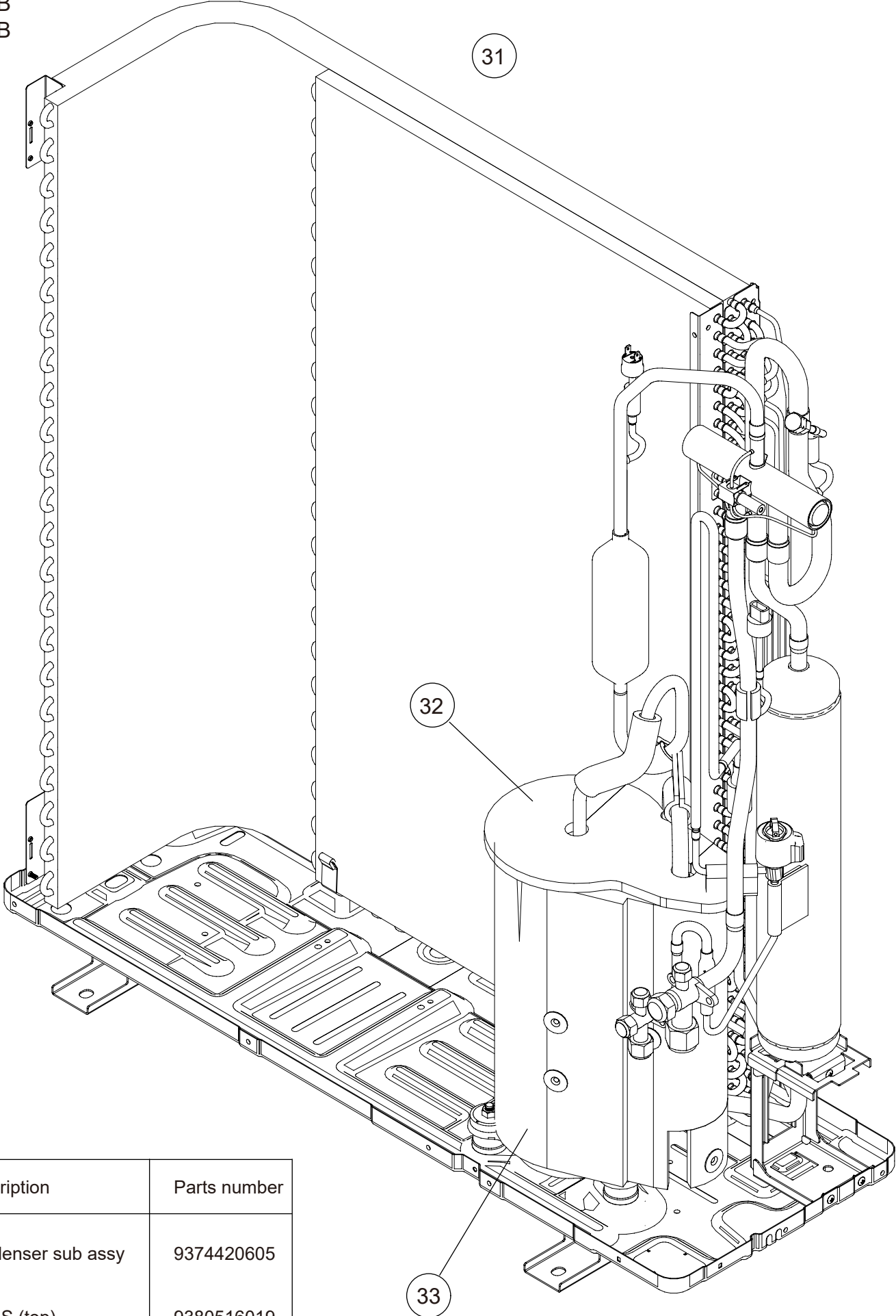
OUTDOOR UNIT  
 AOHG45KBTB  
 AOHG54KBTB



Ref.	Description	Parts number
21	Motor bracket assy	9383862014
22	Motor, DC Brushless	9603733018
23	Terminal 7P	9900203061
24	Main PCB (Service) (45)	9711431257
24	Main PCB (Service) (54)	9711431264
25	Inverter PCB (Service)	9709684115
--	Heat ex. thermistor	9900984038
--	Thermistor assy	9900727154
--	Compressor thermistor	9900985028



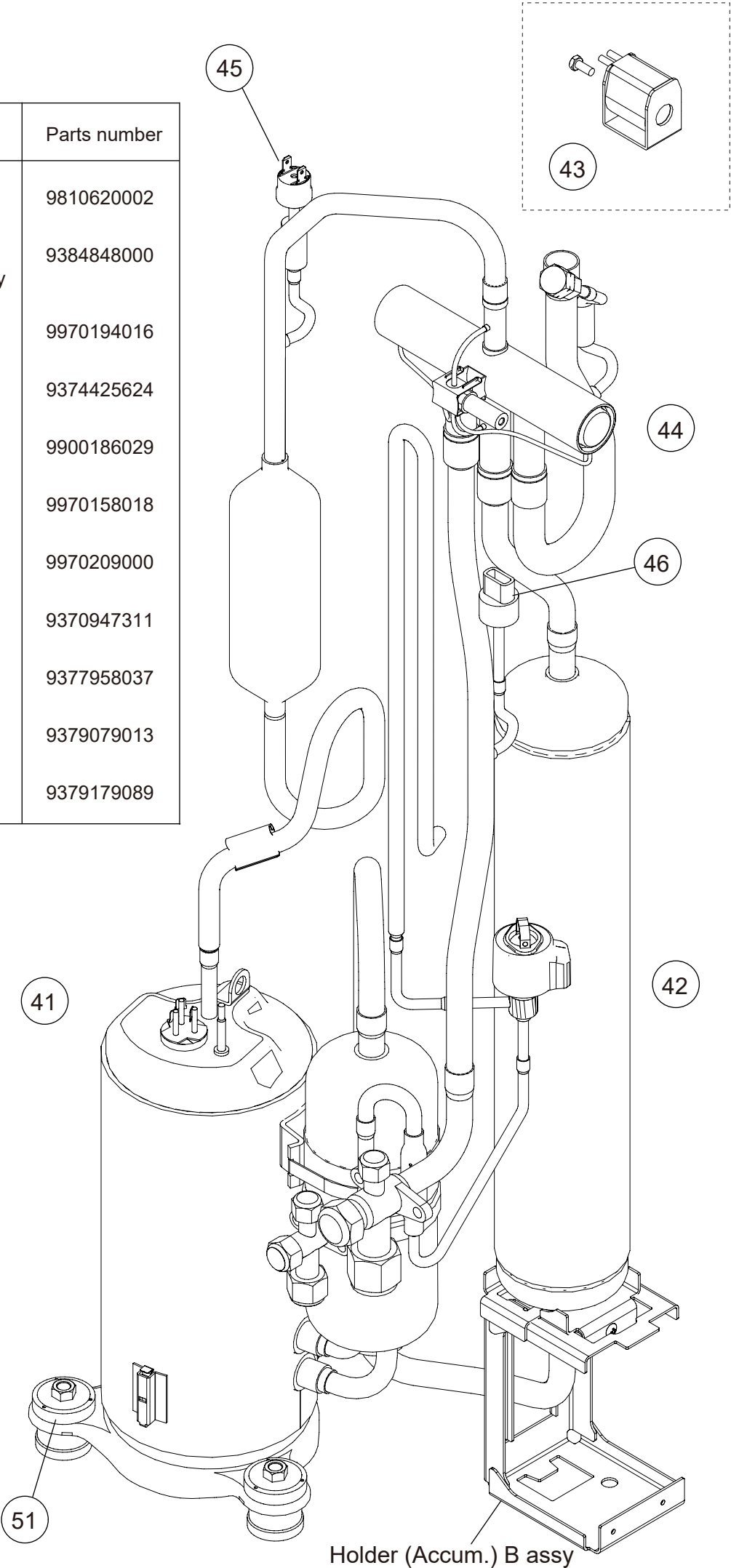
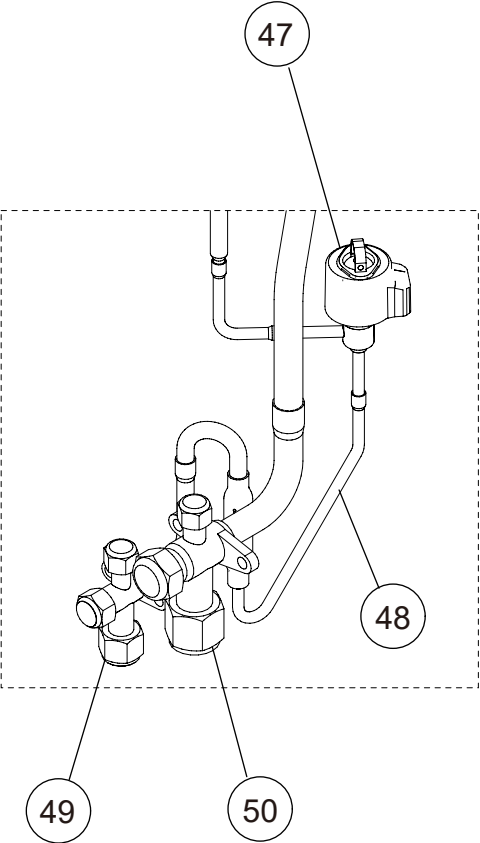
OUTDOOR UNIT  
AOHG45KBTB  
AOHG54KBTB



Ref.	Description	Parts number
31	Condenser sub assy	9374420605
32	S-ABS (top)	9380516019
33	S-ABS (body)	9379647168

OUTDOOR UNIT  
AOHG45KBTB  
AOHG54KBTB












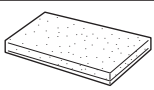

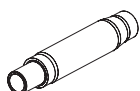
Ref.	Description	Parts number
41	Compressor	9810620002
42	Accumulator assy (Service) Includes Holder (Accum.) B assy	9384848000
43	Solenoid	9970194016
44	4-way valve assy	9374425624
45	pressure switch	9900186029
46	Sensor	9970158018
47	Expansion valve coil	9970209000
48	Expansion valve assy	9370947311
49	3-way valve assy	9377958037
50	3-way valve assy	9379079013
51	Washer (Rubber) F	9379179089



Holder (Accum.) B assy


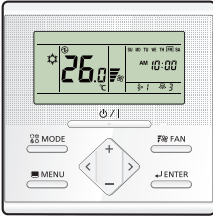
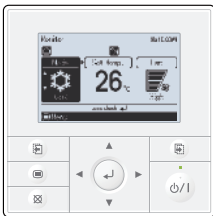
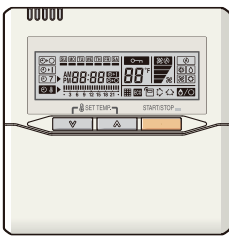

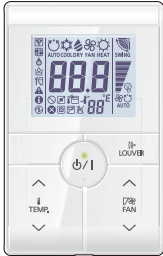

## Accessories ( Indoor unit )


**Models: ARXG24KHTAP, ARXG30KHTAP, ARXG36KHTAP, ARXG45KHTAP, and ARXG54KHTAP**

Part name	Exterior	Q'ty	Part name	Exterior	Q'ty
Operating manual		1	Coupler heat insulation (large)		1
Operating manual (CD-ROM)		1	Coupler heat insulation (small)		1
Installation manual		1	Cable tie (large)		4
M10 nut A (with flange)		4	Cable tie (medium)		1
M10 nut B (with spring lock washer)		4	Cable tie (small)		1
Washer		8	Drain hose insulation		1
Hose band		1	Drain hose		1

# Optional parts


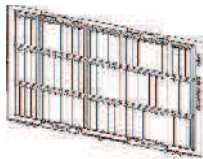



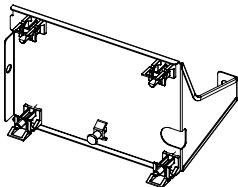
## 1. Controllers

Exterior	Part name	Model name	Summary
	Wired remote controller	UTY-RNRYZ*	Easy finger touch operation with LCD panel. Backlit LCD enables easy operation in a dark room. Wire type: Non-polar 2-wire
	Wired remote controller	UTY-RLRY	High visibility and easy operation. Room temperature can be accurately controlled using the built-in thermo sensor. Wire type: Non-polar 2-wire
	Wired remote controller	UTY-RVNYM	Large and full-dot liquid crystal screen, wide and large keys easy to press, user-intuitive arrow key. Wire type: Polar 3-wire
	Wired remote controller	UTY-RNNYM	Room temperature can be controlled by detecting the temperature accurately with built-in thermo sensor. Wire type: Polar 3-wire
	Simple remote controller	UTY-RSRY	Compact remote controller concentrates on the basic functions such as Start/Stop, fan control, temperature setting, and operation mode. Wire type: Non-polar 2-wire
	Simple remote controller	UTY-RHRY	Compact remote controller concentrates on the basic functions such as Start/Stop, fan control, and temperature setting. Wire type: Non-polar 2-wire
	Simple remote controller	UTY-RSNYM	Compact remote controller concentrates on the basic functions such as Start/Stop, fan control, temperature setting, and operation mode. Wire type: Polar 3-wire





Exterior	Part name	Model name	Summary
	IR receiver kit with wireless remote controller	UTY-LBTYM	Unit control is performed by wireless remote controller.

**NOTE:** Available functions may differ by the remote controller. For details, refer to the operation manual.

## 2. Others

Exterior	Part name	Model name	Summary
	Remote sensor unit	UTY-XSZX	Thermo-sensor for sensing the temperature of arbitrary place in the room.
	Long-life filter	UTD-LFNB	Long-life filter can be mounted to the indoor unit. (For 24 and 30 models)
	Long-life filter	UTD-LFNA	Long-life filter can be mounted to the indoor unit. (For 36, 45, and 54 models)
	External connect kit	UTY-XWZXZG	Use to connect with various peripheral devices and air conditioner PCB. For control output port.
	External input and output PCB	UTY-XCSX	Use to connect with external devices and air conditioner PCB.
	External input and output PCB bracket	UTZ-GXNA	For installing the External input and output PCB.





Exterior	Part name	Model name	Summary
	Wireless LAN adapter	UTY-TFNXZ1	Remotely manage an air conditioning system using mobile devices such as smartphones and tablets.
	Modbus converter	UTY-VMSX	For connection between indoor unit with UART interface and a Modbus open network.
	KNX converter	UTY-VKSX	For connection between indoor unit with UART interface and a KNX open network.
	External switch controller	UTY-TERX	Air conditioner switching can be controlled by connecting other external sensor switches.







## Accessories ( Outdoor unit )


### Model: AOHG24KBTB

Part name	Exterior	Q'ty	Part name	Exterior	Q'ty
Installation manual		1	Drain pipe		1

### Models: AOHG30KBTB, AOHG36KBTB, AOHG45KBTB, and AOHG54KBTB

Part name	Exterior	Q'ty	Part name	Exterior	Q'ty
Installation manual		1	Drain cap		3
Drain pipe		1	One-touch bush		2

## Optional parts

Exterior	Part name	Model name	Summary
	External connect kit	UTY-XWZXZ3	Use to operate the external input and output functions of outdoor unit. (For 30-54 models)

1907G4858