

AIR CONDITIONER

3-unit multi-split type

DESIGN & TECHNICAL MANUAL

INDOOR



AUXG07-18KVLA



ARXG07-14KSLAP
ARXG18KSLAP



ARXG07-14KLLAP
ARXG18KLLAP



ARXH12-18KMTAP



ASHG07-14KMTB
ASHG07-14KMCC
ASHG07-14KMCE
ASHG07-14KMCF
ASHH07-14KMCG
ASHH07-14KMCH



ASHH07-14KMCG-B
ASHH07-14KMCH-B



ASHG07-14KETA
ASHG07-14KETE
ASHG07-14KETF
ASHG07-14KETA-B
ASHG07-14KETE-B
ASHG07-14KETF-B



ASHG07-14KGTB
ASHG07-14KGTG
ASHG07-14KGTF
ASHH07-14KGTG
ASHH07-14KGTH



ASHH05-12KNCA
ASHH05-12KNCH



ASHG18KMTB
ASHG18KMTE



ABHG18KRTA



AGHG09-14KVCA

OUTDOOR



AOHG18KBT3
AOHG24KBT3

FUJITSU GENERAL LIMITED

Notices:

- Product specifications and design are subject to change without notice for future improvement.
- For further details, please check with our authorized dealer.

Trademarks

FGLair™ is trademark of FUJITSU GENERAL LIMITED in the United States, other countries or both.

“AIRSTAGE Mobile” is a trademark of FUJITSU GENERAL LIMITED.

Android and Google Play are trademarks of Google LLC.

App Store is a service mark of Apple Inc., registered in the U.S. and other countries.

IOS is a trademark or registered trademark of Cisco in the U.S. and other countries and is used under license.

CONTENTS

Part 1. INDOOR UNIT.....1

1. Model lineup	2
1-1. Connectable indoor units to each outdoor unit.....	5
1-2. Indoor unit connection patterns.....	6
2. Specifications	9
2-1. Compact cassette type	9
2-2. Mini duct type.....	11
2-3. Slim duct type	13
2-4. Medium static pressure duct type	15
2-5. Wall mounted type	16
2-6. Ceiling type	34
2-7. Floor type.....	35
3. Wireless LAN control (for KMCF, KMCG, KMCG-B, KETF, KETF-B, KGTF, KGTF, and KNCA)	36
3-1. System requirement.....	36
4. Dimensions.....	37
4-1. Compact cassette type	37
4-2. Mini duct type.....	39
4-3. Slim duct type	42
4-4. Medium static pressure duct type	45
4-5. Wall mounted type	48
4-6. Ceiling type	67
4-7. Floor type.....	69
5. Wiring diagrams	71
5-1. Compact cassette type	71
5-2. Mini duct type and Slim duct type	72
5-3. Medium static pressure duct type	73
5-4. Wall mounted type	74
5-5. Ceiling type	88
5-6. Floor type.....	89
6. Air velocity and temperature distributions	90
6-1. Compact cassette type	90
6-2. Mini duct type.....	97
6-3. Slim duct type	107
6-4. Wall mounted type	117
6-5. Ceiling type	124
6-6. Floor type.....	125
7. Fan performance	126
7-1. Mini duct type.....	126
7-2. Slim duct type	136
7-3. Medium static pressure duct type	146

CONTENTS (continued)

8. Airflow	152
8-1. Compact cassette type	152
8-2. Mini duct type	153
8-3. Slim duct type	154
8-4. Medium static pressure duct type	155
8-5. Wall mounted type	156
8-6. Ceiling type	167
8-7. Floor type	168
9. Noise level curve	169
9-1. Compact cassette type	169
9-2. Mini duct type	172
9-3. Slim duct type	175
9-4. Medium static pressure duct type	178
9-5. Wall mounted type	180
9-6. Ceiling type	188
9-7. Floor type	189
9-8. Sound level check point	191
10. Electrical characteristics	194
11. Safety devices	197
12. External input and output	201
12-1. Compact cassette type, Medium static pressure duct type, and Ceiling type	201
12-2. Mini duct type and Slim duct type	212
12-3. Wall mounted type (KETA, and KETA-B, KGTB, and 18KMTB)	218
12-4. Wall mounted type (07-14KMTB and KMCC)	228
12-5. Wall mounted type (KMCE, KMCF, KMCG, KMCG-B, KMCH, KMCH-B, KETE, KETE-B, KETF, KETF-B, KGTE, KGTF, KGTG, KGTH, and KMTE)	233
12-6. Floor type	246
13. Group connection	255
14. Remote controller	257
14-1. Wireless remote controller (AR-REW4E, AR-REM4E, AR-REB1E, and AR-REJ1E) ..	257
14-2. Wireless remote controller (AR-REW3E)	262
14-3. Wireless remote controller (AR-REW2E)	264
14-4. Wireless remote controller (AR-REM7E)	266
14-5. Wireless remote controller (AR-RMB1E and AR-RMB1E-B)	268
14-6. Wireless remote controller (UTY-LNTG: Optional part) and IR receiver kit with Wireless remote controller (UTY-LBTGM or UTY-LBTGH: Optional part)	270
14-7. Wireless remote controller (AR-RPF4E)	273
14-8. Wired remote controller (UTY-RNNGM: Optional part)	275
14-9. Wired Remote Controller (UTY-RVRG : Optional part)	279
14-10. Wired remote controller (UTY-RLRG: Optional part)	289
14-11. Wired remote controller (UTY-RVNGM: Optional part)	293
14-12. Wired remote controller (UTY-RNRGZ*: Optional part)	301
14-13. Wired remote controller (UTY-RCRGZ1: Optional part)	305

CONTENTS (continued)

14-14.Simple remote controller (UTY-RSNGM: Optional part).....	309
14-15.Simple remote controller (UTY-RSRG and UTY-RHRG: Optional parts)	313
15. Function settings	317
15-1.Compact cassette, Mini duct, Slim duct types indoor unit (setting by DIP switch).....	317
15-2.Medium static pressure duct type	319
15-3.Indoor unit (setting by wireless remote controller).....	320
15-4.Indoor unit (setting by wired remote controller)	340
15-5.Indoor unit (setting by simple remote controller)	353
15-6.Function details.....	360
15-7.Wired remote controller (UTY-RNNGM)	371
15-8.Wired remote controller (UTY-RVNGM).....	373
15-9.Wired remote controller (UTY-RLRG)	374
15-10.Wired remote controller (UTY-RNRGZ*).....	374
15-11.Simple remote controller (UTY-RSNGM)	375
16. Accessories	376
16-1.Compact cassette type	376
16-2.Mini duct type.....	377
16-3.Slim duct type	379
16-4.Medium static pressure duct type	380
16-5.Wall mounted type	381
16-6.Ceiling type	390
16-7.Floor type.....	391
17. Optional parts	392
17-1.Controllers	392
17-2.Cassette grille	399
17-3.Others	400
18. Indoor unit installation precautions	411
18-1.Places where prohibited for use.....	411
18-2.Points to remember when installing	411

CONTENTS (continued)

Part 2. OUTDOOR UNIT (3 UNITS TYPE).....415

1. Specifications.....	416
2. Dimensions.....	418
2-1. Models: AOHG18KBTA3 and AOHG24KBTA3.....	418
3. Installation space	419
3-1. Models: AOHG18KBTA3 and AOHG24KBTA3.....	419
4. Refrigerant circuit	422
4-1. Models: AOHG18KBTA3 and AOHG24KBTA3.....	422
5. Wiring diagram	423
5-1. Models: AOHG18KBTA3 and AOHG24KBTA3.....	423
6. Capacity table.....	424
6-1. Combinations	424
6-2. Cooling capacity.....	431
6-3. Heating capacity	485
7. Capacity compensation rate for pipe length and height difference.....	538
7-1. Models: AOHG18KBTA3 and AOHG24KBTA3.....	538
8. Additional charge calculation	541
8-1. Model: AOHG18KBTA3	541
8-2. Model: AOHG24KBTA3	541
9. Airflow	542
9-1. Model: AOHG18KBTA3	542
9-2. Model: AOHG24KBTA3	542
10. Operation noise (sound pressure).....	543
10-1.Noise level curve.....	543
10-2.Sound level check point	544
11. Electrical characteristics	545
12. Safety devices	546
13. Function settings	547
13-1.Setting methods	547
13-2.Outdoor unit low noise operation function	550
13-3.Current limit function	550
14. Check and test.....	551
14-1.Check run	551
14-2.Test run.....	557
14-3.Error code	558
14-4.Pump down	561
15. Accessories	563
15-1.Model: AOHG18KBTA3	563
15-2.Model: AOHG24KBTA3	563

CONTENTS (continued)

16. Outdoor unit installation precautions	564
16-1.Places where prohibited for use	564
16-2.Points to remember when installing	564

Part 1. INDOOR UNIT

COMPACT CASSETTE TYPE:

AUXG07-18KVLA

MINI DUCT TYPE:

ARXG07-14KSLAP

ARXG18KSLAP

SLIM DUCT TYPE:

MEDIUM STATIC PRES- SURE DUCT TYPE:

ARXG07-14KLLAP

ARXG18KLLAP

ARXH12-18KMTAP

WALL MOUNTED TYPE:

ASHG07-14KGTB

ASHG07-14KGTE

ASHG18KMTB

ASHG07-14KGTf

ASHG18KMTE

ASHH07-14KGTG

ASHH07-14KGTH

ASHG07-14KMTB

ASHG07-14KETA

ASHH05-12KNCA

ASHG07-14KMCC

ASHG07-14KETE

ASHH05-12KNCH

ASHG07-14KMCE

ASHG07-14KETf

ASHG07-14KMCF

ASHG07-14KETA-B

ASHH07-14KMCG

ASHG07-14KETE-B

ASHH07-14KMCG-B

ASHG07-14KETf-B

ASHH07-14KMCH

ASHH07-14KMCH-B







CEILING TYPE:

ABHG18KRtA





FLOOR TYPE:

AGHG09-14KVCA

1. Model lineup

Indoor unit (other than wall-mounted type)			
 <p>AUXG07KVLA AUXG09KVLA AUXG12KVLA AUXG14KVLA AUXG18KVLA</p>	 <p>ARXG07KSLAP ARXG09KSLAP ARXG12KSLAP ARXG14KSLAP ARXG18KSLAP</p>	 <p>ARXG07KLLAP ARXG09KLLAP ARXG12KLLAP ARXG14KLLAP ARXG18KLLAP</p>	 <p>ARXH12KMTAP ARXH14KMTAP ARXH18KMTAP</p>
 <p>ABHG18KRTA</p>	 <p>AGHG09KVCA AGHG12KVCA AGHG14KVCA</p>		

Indoor unit (wall-mounted type)

 <p> ASHG07KMTB ASHG09KMTB ASHG12KMTB ASHG14KMTB ASHG07KMCC ASHG09KMCC ASHG12KMCC ASHG14KMCC ASHG07KMCE ASHG09KMCE ASHG12KMCE ASHG14KMCE ASHG07KMCF ASHG09KMCF ASHG12KMCF ASHG14KMCF ASHH07KMCG ASHH09KMCG ASHH12KMCG ASHH14KMCG ASHH07KMCH ASHH09KMCH ASHH12KMCH ASHH14KMCH </p>	 <p> ASHH07KMCG-B ASHH09KMCG-B ASHH12KMCG-B ASHH14KMCG-B ASHH07KMCH-B ASHH09KMCH-B ASHH12KMCH-B ASHH14KMCH-B </p>	 <p> ASHG07KETA ASHG09KETA ASHG12KETA ASHG14KETA ASHG07KETE ASHG09KETE ASHG12KETE ASHG14KETE ASHG07KETF ASHG09KETF ASHG12KETF ASHG14KETF </p>	 <p> ASHG07KETA-B ASHG09KETA-B ASHG12KETA-B ASHG14KETA-B ASHG07KETE-B ASHG09KETE-B ASHG12KETE-B ASHG14KETE-B ASHG07KETF-B ASHG09KETF-B ASHG12KETF-B ASHG14KETF-B </p>
 <p> ASHG07KGTB ASHG09KGTB ASHG12KGTB ASHG14KGTB </p>	 <p> ASHG07KGTE ASHG09KGTE ASHG12KGTE ASHG14KGTE ASHG07KGTF ASHG09KGTF ASHG12KGTF ASHG14KGTF ASHH07KGTG ASHH09KGTG ASHH12KGTG ASHH14KGTG ASHH07KGTH ASHH09KGTH ASHH12KGTH ASHH14KGTH </p>	 <p> ASHH05KNCA* ASHH07KNCA* ASHH09KNCA* ASHH12KNCA* ASHH05KNCH* ASHH07KNCH* ASHH09KNCH* ASHH12KNCH* </p>	 <p> ASHG18KMTB ASHG18KMTE </p>

*: The products are connectable to the outdoor unit with the serial number T100000/E100000 or later. (Example: T100123, Connectable; T012345, Not connectable)

Outdoor unit

AOHG18KBTA3
AOHG24KBTA3

1-1. Connectable indoor units to each outdoor unit

●: Connectable / -: Not connectable

Outdoor unit	Compact cassette					Mini duct				
	AUXG07-18KVLA					ARXG07-14KSLAP ARXG18KSLAP				
Btu class	07	09	12	14	18	07	09	12	14	18
kW class	2.0	2.5	3.5	4.0	5.0	2.0	2.5	3.5	4.0	5.0
AOHG18KBTA3	●	●	●	●	—	●	●	●	●	—
AOHG24KBTA3	●	●	●	●	●	●	●	●	●	●

Outdoor unit	Slim duct					Medium static pressure duct			
	ARXG07-14KLLAP ARXG18KLLAP					ARXH12-18KMTAP			
Btu class	07	09	12	14	18	12	14	18	
kW class	2.0	2.5	3.5	4.0	5.0	3.5	4.0	5.0	
AOHG18KBTA3	●	●	●	●	—	●	●	—	
AOHG24KBTA3	●	●	●	●	●	●	●	●	

Outdoor unit	Wall mounted									
	KM					KE				
	ASHG07-14KMTB ASHG18KMTB ASHG18KMTE ASHG07-14KMCC ASHG07-14KMCE ASHG07-14KMCF ASHH07-14KMCG ASHH07-14KMCG-B ASHH07-14KMCH ASHH07-14KMCH-B					ASHG07-14KETA ASHG07-14KETA-B ASHG07-14KETE ASHG07-14KETE-B ASHG07-14KETF ASHG07-14KETF-B				
Btu class	07	09	12	14	18	07	09	12	14	
kW class	2.0	2.5	3.5	4.0	5.0	2.0	2.5	3.5	4.0	
AOHG18KBTA3	●	●	●	●	—	●	●	●	●	
AOHG24KBTA3	●	●	●	●	●	●	●	●	●	

Outdoor unit	Wall mounted								
	KG				KN				
	ASHG07-14KGTB ASHG07-14KGTE ASHG07-14KGTF ASHH07-14KGTG ASHH07-14KGTH				ASHH05-12KNCA ASHH05-12KNCH				
Btu class	07	09	12	14	05	07	09	12	
kW class	2.0	2.5	3.5	4.0	1.5	2.0	2.5	3.5	
AOHG18KBTA3	●	●	●	●	●	●	●	●	
AOHG24KBTA3	●	●	●	●	●	●	●	●	

Outdoor unit	Ceiling	Floor			
	ABHG18KRTA	AGHG09-14KVCA			
Btu class	18	09		12	
kW class	5.0	2.5		3.5	
AOHG18KBTA3	—	●		●	
AOHG24KBTA3	●	●		●	

1-2. Indoor unit connection patterns

■ 3-unit multi-split type

AOHG18KBTA3				
Combination no.	Unit 1	Unit 2	Unit 3	Total
1	5	9	—	14
2	5	12	—	17
3	5	14	—	19
4	7	7	—	14
5	7	9	—	16
6	7	12	—	19
7	7	14	—	21
8	9	9	—	18
9	9	12	—	21
10	9	14	—	23
11	12	12	—	24
12	12	14	—	26
13	14	14	—	28
14	5	5	5	15
15	5	5	7	17
16	5	5	9	19
17	5	5	12	22
18	5	5	14	24
19	5	7	7	19
20	5	7	9	21
21	5	7	12	24
22	5	7	14	26
23	5	9	9	23
24	5	9	12	26
25	5	9	14	28
26	5	12	12	29
27	7	7	7	21
28	7	7	9	23
29	7	7	12	26
30	7	7	14	28
31	7	9	9	25
32	7	9	12	28
33	7	9	14	30
34	9	9	9	27
35	9	9	12	30

Numbers in column Unit 1, 2, 3, and Total indicate the indoor unit capacities as follows:
 5: 5,000 Btu/h, 7: 7,000 Btu/h, 9: 9,000 Btu/h, 12: 12,000 Btu/h, 14: 14,000 Btu/h

AOHG24KBTA3				
Combination no.	Unit 1	Unit 2	Unit 3	Total
1	5	9	—	14
2	5	12	—	17
3	5	14	—	19
4	5	18	—	23
5	7	7	—	14
6	7	9	—	16
7	7	12	—	19
8	7	14	—	21
9	7	18	—	25
10	9	9	—	18
11	9	12	—	21
12	9	14	—	23
13	9	18	—	27
14	12	12	—	24
15	12	14	—	26
16	12	18	—	30
17	14	14	—	28
18	14	18	—	32
19	5	5	5	15
20	5	5	7	17
21	5	5	9	19
22	5	5	12	22
23	5	5	14	24
24	5	5	18	28
25	5	7	7	19
26	5	7	9	21
27	5	7	12	24
28	5	7	14	26
29	5	7	18	30
30	5	9	9	23
31	5	9	12	26
32	5	9	14	28
33	5	9	18	32
34	5	12	12	29
35	5	12	14	31
36	5	12	18	35
37	5	14	14	33
38	7	7	7	21
39	7	7	9	23
40	7	7	12	26
41	7	7	14	28
42	7	7	18	32
43	7	9	9	25
44	7	9	12	28
45	7	9	14	30
46	7	9	18	34
47	7	12	12	31
48	7	12	14	33
49	7	14	14	35
50	9	9	9	27
51	9	9	12	30
52	9	9	14	32
53	9	9	18	36
54	9	12	12	33

AOHG24KBTA3				
55	9	12	14	35
56	12	12	12	36

Numbers in column Unit 1, 2, 3, and Total indicate the indoor unit capacities as follows:

5: 5,000 Btu/h, 7: 7,000 Btu/h, 9: 9,000 Btu/h, 12: 12,000 Btu/h, 14: 14,000 Btu/h

2. Specifications

2-1. Compact cassette type

Model name				AUXG07KVLA		AUXG09KVLA		AUXG12KVLA		AUXG14KVLA			
Power supply				1Ø 230 V~ 50 Hz									
Available voltage range				198—264 V									
Capacity				kW class		2.0		2.5		3.5		4.0	
Input power				W		18				23		28	
Running current				A		0.15				0.19		0.22	
Fan	Airflow rate	Cooling	HIGH	m³/h	540		610		680				
			MED		490		530		580				
			LOW		440		470		490				
			QUIET		390		410		410				
		Heating	HIGH		540		610		790				
			MED		490		530		680				
			LOW		440		470		580				
			QUIET		390		410		450				
	Type × Qty		Turbo fan × 1										
	Motor output		W		54								
Sound pressure level*	Cooling	HIGH	dB (A)	33		37		38					
		MED		31		34		35					
		LOW		29		31		32					
		QUIET		27		28		29					
	Heating	HIGH		34		37		43					
		MED		32		34		38					
		LOW		29		31		34					
		QUIET		27		29		30					
Sound power level		Cooling	dB (A)	46		49		50					
Heating		47		49		55							
Heat exchanger type	Dimensions (H × W × D)		mm	Main 1: 210 × 1,310 × 13.3 Main 2: 210 × 1,250 × 13.3									
	Fin pitch		mm	Main 1: 1.2 Main 2: 1.2									
	Rows × Stages			Main 1: 1 × 10 Main 2: 1 × 10									
	Pipe type			Copper tube									
	Fin type			Aluminum									
Dimensions (H × W × D)	Net		mm	245 × 570 × 570									
	Gross			265 × 730 × 625									
Weight	Net		kg	15									
	Gross			19									
Connection pipe	Size	Liquid	mm (in)	Ø6.35 (Ø1/4)									
		Gas		Ø9.52 (Ø3/8)									
	Method			Flare									
Drain hose	Material		Polyvinyl chloride										
	Tip diameter		mm	Ø25 (I.D.), Ø32 (O.D.)									
Operation range	Cooling	°C		18 to 32									
		%RH		80 or less									
	Heating		°C		16 to 30								
Cassette grille (Grid type: Option)	Model name			UTG-UFGF-W									
	Material			Polystyrene									
	Color			White									
				Approximate color of Munsell 9PB 9.1/0.2									
	Dimensions (H × W × D)	Net	mm	49 × 620 × 620									
		Gross		120 × 765 × 755									
	Weight	Net	kg	2.3									
Gross		4.5											

NOTES:

- The protective function might work when using it outside the operation range.
- *: Sound pressure level:
 - These are the measured values in the manufacturer's anechoic chamber.
 - Because of the surrounding sound environment, the sound levels measured in actual installation conditions might be higher than the specified values here.

Model name				AUXG18KVLA	
Power supply				1Ø 230 V~ 50 Hz	
Available voltage range				198—264 V	
Capacity			kW class	5.0	
Input power			W	39	
Running current			A	0.30	
Fan	Airflow rate	Cooling	HIGH	m³/h	680
			MED		580
			LOW		490
			QUIET		410
		Heating	HIGH		790
			MED		680
			LOW		580
			QUIET		450
	Type × Qty			Turbo fan × 1	
	Motor output		W	54	
Sound pressure level*	Cooling	HIGH	dB (A)	38	
		MED		35	
		LOW		32	
		QUIET		29	
	Heating	HIGH		43	
		MED		38	
		LOW		34	
		QUIET		30	
Sound power level		Cooling	dB (A)	50	
Heating		55			
Heat exchanger type	Dimensions (H × W × D)		mm	Main 1: 210 × 1,310 × 13.3 Main 2: 210 × 1,250 × 13.3	
	Fin pitch			Main 1: 1.2 Main 2: 1.2	
	Rows × Stages			Main 1: 1 × 10 Main 2: 1 × 10	
	Pipe type			Copper tube	
	Fin type			Aluminum	
Dimensions (H × W × D)	Net		mm	245 × 570 × 570	
	Gross			265 × 730 × 625	
Weight	Net		kg	15	
	Gross			19	
Connection pipe	Size	Liquid	mm (in)	Ø6.35 (Ø1/4)	
		Gas		Ø12.70 (Ø1/2)	
Method			Flare		
Material			Polyvinyl chloride		
Drain hose	Tip diameter		mm	Ø25 (I.D.), Ø32 (O.D.)	
Operation range	Cooling		°C	18 to 32	
			%RH	80 or less	
	Heating		°C	16 to 30	
Cassette grille (Grid type: Option)	Model name			UTG-UFGF-W	
	Material			Polystyrene	
	Color			White	
	Approximate color of Munsell 9PB 9.1/0.2				
	Dimensions (H × W × D)	Net	mm	49 × 620 × 620	
		Gross		120 × 765 × 755	
	Weight	Net	kg	2.3	
		Gross		4.5	
NOTES:					
<div><div><div></div><div></div></div><div><div></div><div></div></div><div><div></div><div></div></div><div><div></div><div></div></div></div> <div><div></div><div></div></div> <div><div></div><div></div></div> <div><div></div><div></div></div> <div><div></div><div></div></div> <div><div></div><div></div></div> <div><div></div><div></div></div> <div><div></div><div></div></div> <div><div></div><div></div></div> <div><div></div><div></div></div> <div><div></div><div></div></div> <div><div></div><div></div></div> <div><div></div><div></div></div> <div><div></div><div></div></div> <div><div></div><div></div></div> <div><div></div><div></div></div> <div><div></div><div></div></div> <div><div></div><div></div></div> <div><div></div><div></div></div> <div><div></div><div></div></div> <div><div></div><div></div></div> <div><div></div><div></div></div> <div><div></div><div></div></div> <div><div></div><div></div></div> <div><div></div><div></div></div> <div><div></div><div></div></div> <div><div></div><div></div></div> <div><div></div><div></div></div> <div><div></div><div></div></div> <div><div></div><div></div></div> <div><div></div><div></div></div> <div><div></div><div></div></div> <div><div></div><div></div></div> <div><div></div><div></div></div> <div><div></div><div></div></div> <div><div></div><div></div></div> <div><div></div><div></div></div> <div><div></div><div></div></div> <div><div></div><div></div></div> <div><div></div><div></div></div> <div><div></div><div></div></div> <div><div></div><div></div></div> <div><div></div><div></div></div> <div><div></div><div></div></div> <div><div></div><div></div></div> <div><div></div><div></div></div> <div><div></div><div></div></div> <div><div></div><div></div></div> <div><div></div><div></div></div> <div><div></div><div></div></div> <div><div></div><div></div></div> <div><div></div><div></div></div> <div><div></div><div></div></div> <div><div></div><div></div></div> <div><div></div><div></div></div> <div><div></div><div></div></div> <div><div></div><div></div></div> <div><div></div><div></div></div> <div><div></div><div></div></div> <div><div></div><div></div></div> <div><div></div><div></div></div> <div><div></div><div></div></div> <div><div></div><div></div></div> <div><div></div><div></div></div> <div><div></div><div></div></div> <div><div></div><div></div></div> <div><div></div><div></div></div> <div><div></div><div></div></div> <div><div></div><div></div></div> <div><div></div><div></div></div> <div><div></div><div></div></div> <div><div></div><div></div></div> <div><div></div><div></div></div> <div><div></div><div></div></div> <div><div></div><div></div></div> <div><div></div><div></div></div> <div><div></div><div></div></div> <div><div></div><div></div></div> <div><div></div><div></div></div> <div><div></div><div></div></div> <div><div></div><div></div></div> <div><div></div><div></div></div> <div><div></div><div></div></div> <div><div></div><div></div></div> <div><div></div><div></div></div> <div><div></div><div></div></div> <div><div></div><div></div></div> <div><div></div><div></div></div> <div><div></div><div></div></div> <div><div></div><div></div></div> <div><div></div><div></div></div> <div><div></div><div></div></div> <div><div></div><div></div></div> <div><div></div><div></div></div> <div><div></div><div></div></div> <div><div></div><div></div></div> <div><div></div><div></div></div> <div><div></div><div></div></div> <div><div></div><div></div></div> <div><div></div><div></div></div> <div><div></div><div></div></div> <div><div></div><div></div></div> <div><div></div><div></div></div> <div><div></div><div></div></div> <div><div></div><div></div></div> <div><div></div><div></div></div> <div><div></div><div></div></div> <div><div></div><div></div></div> <div><div></div><div></div></div> <div><div></div><div></div></div> <div><div></div><div></div></div> <div><div></div><div></div></div> <div><div></div><div></div></div> <div><div></div><div></div></div> <div><div></div><div></div></div> <div><div></div><div></div></div> <div><div></div><div></div></div> <div><div></div><div></div></div> <div><div></div><div></div></div> <div><div></div><div></div></div> <div><div></div><div></div></div> <div><div></div><div></div></div> <div><div></div><div></div></div> <div><div></div><div></div></div> <div><div></div><div></div></div> <div><div></div><div></div></div> <div><div></div><div></div></div> <div><div></div><div></div></div> <div><div></div><div></div></div> <div><div></div><div></div></div> <div><div></div><div></div></div> <div><div></div><div></div></div> <div><div></div><div></div></div> <div><div></div><div></div></div> <div><div></div><div></div></div> <div><div></div><div></div></div> <div><div></div><div></div></div> <div><div></div><div></div></div> <div><div></div><div></div></div> <div><div></div><div></div></div> <div><div></div><div></div></div> <div><div></div><div></div></div> <div><div></div><div></div></div> <div><div></div><div></div></div> <div><div></div><div></div></div> <div><div></div><div></div></div> <div><div></div><div></div></div> <div><div></div><div></div></div> <div><div></div><div></div></div> <div><div></div><div></div></div> <div><div></div><div></div></div> <div><div></div><div></div></div> <div><div></div><div></div></div> <div><div></div><div></div></div> <div><div></div><div></div></div> <div><div></div><div></div></div> <div><div></div><div></div></div> <div><div></div><div></div></div> <div><div></div><div></div></div> <div><div></div><div></div></div> <div><div></div><div></div></div> <div><div></div><div></div></div> <div><div></div><div></div></div> <div><div></div><div></div></div> <div><div></div><div></div></div> <div><div></div><div></div></div> <div><div></div><div></div></div> <div><div></div><div></div></div> <div><div></div><div></div></div> <div><div></div><div></div></div> <div><div></div><div></div></div> <div><div></div><div></div></div> <div><div></div><div></div></div> <div><div></div><div></div></div> <div><div></div><div></div></div> <div><div></div><div></div></div> <div><div></div><div></div></div> <div><div></div><div></div></div> <div><div></div><div></div></div> <div><div></div><div></div></div> <div><div></div><div></div></div> <div><div></div><div></div></div> <div><div></div><div></div></div> <div><div></div><div></div></div> <div><div></div><div></div></div> <div><div></div><div></div></div> <div><div></div><div></div></div> <div><div></div><div></div></div> <div><div></div><div></div></div> <div><div></div><div></div></div> <div><div></div><div></div></div> <div><div></div><div></div></div> <div><div></div><div></div></div> <div><div></div><div></div></div> <div><div></div><div></div></div> <div><div></div><div></div></div> <div><div></div><div></div></div> <div><div></div><div></div></div> <div><div></div><div></div></div> <div><div></div><div></div></div> <div><div></div><div></div></div> <div><div></div><div></div></div> <div><div></div><div></div></div> <div><div></div><div></div></div> <div><div></div><div></div></div> <div><div></div><div></div></div> <div><div></div><div></div></div> <div><div></div><div></div></div> <div><div></div><div></div></div> <div><div></div><div></div></div> <div><div></div><div></div></div> <div><div></div><div></div></div> <div><div></div><div></div></div> <div><div></div><div></div></div> <div><div></div><div></div></div> <div><div></div><div></div></div> <div><div></div><div></div></div> <div><div></div><div></div></div> <div><div></div><div></div></div> <div><div></div><div></div></div> <div><div></div><div></div></div> <div><div></div><div></div></div> <div><div></div><div></div></div> <div><div></div><div></div></div> <div><div></div><div></div></div> <div><div></div><div></div></div> <div><div></div><div></div></div> <div><div></div><div></div></div> <div><div></div><div></div></div> <div><div></div><div></div></div> <div><div></div><div></div></div> <div><div></div><div></div></div> <div><div></div><div></div></div> <div><div></div><div></div></div> <div><div></div><div></div></div> <div><div></div><div></div></div> <div><div></div><div></div></div> <div><div></div><div></div></div> <div><div></div><div></div></div> <div><div></div><div></div></div> <div><div></div><div></div></div> <div><div></div><div></div></div> <div><div></div><div></div></div> <div><div></div><div></div></div> <div><div></div><div></div></div> <div><div></div><div></div></div> <div><div></div><div></div></div> <div><div></div><div></div></div> <div><div></div><div></div></div> <div><div></div><div></div></div> <div><div></div><div></div></div> <div><div></div><div></div></div> <div><div></div><div></div></div> <div><div></div><</div>					

2-2. Mini duct type

Model name				ARXG07KSLAP	ARXG09KSLAP	ARXG12KSLAP	ARXG14KSLAP	
Power supply				1Ø 230 V~ 50 Hz				
Available voltage range				198—264 V				
Capacity			kW class	2.0	2.5	3.5	4.0	
Input power	Fan	HIGH	W	33	40	47	72	
		MED		23	23	26	44	
		LOW		20	20	22	30	
		QUIET		18	18	18	18	
Running current			A	0.29	0.33	0.38	0.58	
Fan	Airflow rate	Cooling	HIGH	m³/h	550	600	650	800
			MED		440	450	490	640
			LOW		390	400	430	530
			QUIET		360	360	360	360
		Heating	HIGH		550	600	650	800
			MED		440	450	490	640
			LOW		390	400	430	530
			QUIET		360	360	360	360
	Type × Qty			Sirocco fan × 2				
	Motor output		W	75				
Recommended static pressure			Pa	0 to 30			0 to 50	
Sound pressure level*	Cooling	HIGH	dB (A)	29		31	35	
		MED		26		27	30	
		LOW		24		25	27	
		QUIET		23		23	23	
	Heating	HIGH		29		31	35	
		MED		26		27	30	
		LOW		24		25	27	
		QUIET		23				
Sound power level	Cooling		dB (A)	52	54	55	60	
	Heating			53	56	57	62	
Heat exchanger type	Dimensions (H × W × D)		mm	336 × 490 × 26.6				
	Fin pitch		mm	1.3				
	Rows × Stages			2 × 16				
	Pipe type			Copper tube				
	Fin type			Aluminum				
Enclosure	Material			Steel sheet				
	Color			—				
Dimensions (H × W × D)	Net		mm	198 × 700 × 450				
	Gross			250 × 930 × 580				
Weight	Net		kg	15.5				
	Gross			19.0				
Connection pipe	Size	Liquid	mm (in)	Ø6.35 (Ø1/4)				
		Gas		Ø9.52 (Ø3/8)				
	Method				Flare			
Drain hose	Material			Hard Polyvinyl chloride				
	Tip diameter		mm	Ø25 (I.D.), Ø32 (O.D.)				
Operation range	Cooling		°C	18 to 32				
	Heating		%RH	80 or less				
			°C	16 to 30				

NOTES:

- Values mentioned in the table are based on the following conditions:
 - Static pressure: 07-12 models: 10 Pa, 14 model: 15 Pa
- The protective function might work when using it outside the operation range.
- *: Sound pressure level:
 - These are the measured values in the manufacturer's anechoic chamber.
 - Because of the surrounding sound environment, the sound levels measured in actual installation conditions might be higher than the specified values here.

Model name				ARXG18KSLAP	
Power supply				1Ø 230 V~ 50 Hz	
Available voltage range				198—264 V	
Capacity			kW class	5.0	
Input power	Fan	HIGH		W	63
		MED			38
		LOW			22
		QUIET			19
Running current			A	0.49	
Fan	Airflow rate	Cooling	HIGH	m³/h	940
			MED		750
			LOW		540
			QUIET		480
		Heating	HIGH		940
			MED		750
			LOW		540
			QUIET		480
	Type × Qty			Sirocco fan × 3	
	Motor output		W	80	
Recommended static pressure			Pa	0 to 50	
Sound pressure level*	Cooling	HIGH	dB (A)	33	
		MED		29	
		LOW		26	
		QUIET		23	
	Heating	HIGH		33	
		MED		29	
		LOW		26	
		QUIET		23	
Sound power level		Cooling	dB (A)	58	
Heating		59			
Heat exchanger type	Dimensions (H × W × D)		mm	336 × 690 × 26.6	
	Fin pitch			1.30	
	Rows × Stages			2 × 16	
	Pipe type			Copper tube	
	Fin type			Aluminum	
Enclosure		Material		Steel sheet	
Color				—	
Dimensions (H × W × D)	Net		mm	198 × 900 × 450	
	Gross			250 × 1,130 × 580	
Weight	Net		kg	18.5	
	Gross			23.0	
Connection pipe	Size	Liquid	mm (in)	Ø6.35 (Ø1/4)	
		Gas		Ø12.7 (Ø1/2)	
	Method			Flare	
Drain hose	Material		Polyvinyl chloride		
	Tip diameter		mm	Ø25 (I.D.), Ø32 (O.D.)	
Operation range	Cooling		°C	18 to 32	
			%RH	80 or less	
	Heating		°C	16 to 30	

NOTES:

- Values mentioned in the table are based on the following conditions:
 - Static pressure: 15 Pa
- The protective function might work when using it outside the operation range.
- *: Sound pressure level:
 - These are the measured values in the manufacturer's anechoic chamber.
 - Because of the surrounding sound environment, the sound levels measured in actual installation conditions might be higher than the specified values here.

2-3. Slim duct type

Model name				ARXG07KLLAP	ARXG09KLLAP	ARXG12KLLAP	ARXG14KLLAP		
Power supply				1Ø 230 V~ 50 Hz					
Available voltage range				198—264 V					
Capacity			kW class	2.0	2.5	3.5	4.0		
Input power			W	33	49	58	76		
Running current			A	0.33	0.30	0.35	0.51		
Fan	Airflow rate	Cooling	HIGH	m³/h	550	600	650	800	
			MED		490	550	600	700	
			LOW		470	500	550	600	
			QUIET		440	450	480	480	
		Heating	HIGH		550	600	650	800	
			MED		490	550	600	700	
			LOW		470	500	550	600	
			QUIET		440	450	480	480	
	Type × Qty			Sirocco fan × 2					
	Motor output		W	80	81				
Recommended static pressure			Pa	0 to 90					
Sound pressure level*		Cooling	HIGH	dB (A)	28		29	32	
			MED		26	27	28	30	
			LOW		25	26	27	28	
			QUIET		24	25	26	26	
		Heating	HIGH		28		29	32	
			MED		26		28	30	
			LOW		25		27	28	
			QUIET		24			25	
Sound power level		Cooling	dB (A)	57		58	60		
		Heating		57		58	60		
Heat exchanger type		Dimensions (H × W × D)		mm	294 × 500 × 26.6		294 × 500 × 39.9		
		Fin pitch		mm	1.3				
		Rows × Stages			2 × 14		3 × 14		
		Pipe type			Copper tube				
		Fin type			Aluminum				
Enclosure	Material			Steel sheet					
	Color			—					
Dimensions (H × W × D)	Net		mm	198 × 700 × 620					
	Gross			276 × 968 × 772					
Weight	Net		kg	16		17			
	Gross			21		22			
Connection pipe	Size	Liquid	mm (in)	Ø6.35 (Ø1/4)					
		Gas		Ø9.52 (Ø3/8)					
	Method			Flare					
Drain hose	Material			Polyvinyl chloride					
	Tip diameter		mm	Ø25 (I.D.), Ø32 (O.D.)					
Operation range		Cooling	°C	18 to 32					
			%RH	80 or less					
		Heating	°C	16 to 30					

NOTES:

- Values mentioned in the table are based on the following conditions:
 - Static pressure: 25 Pa
- The protective function might work when using it outside the operation range.
- *: Sound pressure level:
 - These are the measured values in the manufacturer's anechoic chamber.
 - Because of the surrounding sound environment, the sound levels measured in actual installation conditions might be higher than the specified values here.

Model name				ARXG18KLLAP	
Power supply				1Ø 230 V~ 50 Hz	
Available voltage range				198—264 V	
Capacity			kW class	5.0	
Input power			W	73	
Running current			A	0.44	
Fan	Airflow rate	Cooling	HIGH	m³/h	940
			MED		880
			LOW		820
			QUIET		750
		Heating	HIGH		940
			MED		880
			LOW		820
			QUIET		750
	Type × Qty			Sirocco fan × 3	
	Motor output		W	81	
Recommended static pressure			Pa	0 to 90	
Sound pressure level*	Cooling	HIGH	dB (A)	32	
		MED		30	
		LOW		29	
		QUIET		27	
	Heating	HIGH		32	
		MED		30	
		LOW		29	
		QUIET		27	
Sound power level		Cooling	dB (A)	58	
		Heating		58	
Heat exchanger type	Dimensions (H × W × D)		mm	294 × 700 × 39.9	
	Fin pitch		mm	1.3	
	Rows × Stages			3 × 14	
	Pipe type			Copper tube	
	Fin type			Aluminum	
				Steel sheet	
Enclosure	Material			Steel sheet	
	Color			—	
Dimensions (H × W × D)	Net		mm	198 × 900 × 620	
	Gross			276 × 1,168 × 772	
Weight	Net		kg	20	
	Gross			26	
Connection pipe	Size	Liquid	mm (in)	Ø6.35 (Ø1/4)	
		Gas		Ø12.70 (Ø1/2)	
	Method			Flare	
Drain hose	Material			Polyvinyl chloride	
	Tip diameter		mm	Ø25 (I.D.), Ø32 (O.D.)	
Operation range		Cooling	°C	18 to 32	
			%RH	80 or less	
		Heating	°C	16 to 30	
NOTES:					
• Values mentioned in the table are based on the following conditions:					
– Static pressure: 25 Pa					
• The protective function might work when using it outside the operation range.					
• *: Sound pressure level:					
– These are the measured values in the manufacturer's anechoic chamber.					
– Because of the surrounding sound environment, the sound levels measured in actual installation conditions might be higher than the specified values here.					

2-4. Medium static pressure duct type

Model name				ARXH12KMTAP		ARXH14KMTAP		ARXH18KMTAP			
Power supply				230 V~ 50 Hz							
Available voltage range				198—264 V							
Capacity				kW class		3.5		4.0		5.0	
Input power				W		46		70		75	
Running current				A		0.34		0.49		0.52	
Fan	Airflow rate	Cooling	HIGH	m³/h	650		800		840		
			MED		520		640		720		
			LOW		460		560		630		
			QUIET		390		480		540		
		Heating	HIGH		650		800		840		
			MED		520		640		720		
			LOW		460		560		630		
			QUIET		390		480		540		
		Type × Qty			Sirocco fan × 1						
		Motor output			W		150				
Static pressure range				Pa		30 to 150					
Sound pressure level*1		Cooling	HIGH	dB (A)	29		32		33		
			MED		27		29		30		
			LOW		25		27		28		
			QUIET		23		25		26		
		Heating	HIGH		29		32		33		
			MED		27		29		30		
			LOW		25		27		28		
			QUIET		23		25		26		
Sound power level		Cooling	HIGH	dB (A)	58		59		60		
		Heating			58		59		60		
Heat exchanger		Dimensions (H × W × D)		mm	336 × 490 × 39.9						
		Fin pitch			1.4						
		Rows × Stages			3 × 16						
		Pipe type			Copper tube						
		Fin type			Aluminum						
Enclosure		Material		Steel sheet							
		Color		—							
Dimensions (H × W × D)		Net		mm	240 × 700 × 700						
		Gross			334 × 926 × 863						
Weight		Net		kg	24						
		Gross			29						
Connection pipe		Size	Liquid	mm (in)	Ø6.35 (Ø1/4)						
			Gas		Ø9.52 (Ø3/8)				Ø12.70 (Ø1/2)		
		Method			Flare						
Drain port		Material		Polyvinyl chloride							
		Tip diameter		mm		Ø26 (I.D.), Ø32 (O.D.)					
Drain hose		Material		Polyvinyl chloride							
		Tip diameter		mm		Ø25 (I.D.), Ø32 (O.D.)					
Operation range		Cooling		°C		18 to 32					
				%RH		80 or less					
		Heating		°C		16 to 30					
Remote controller (Option)				Wireless, Wired, Mobile app*2 [FGLair™, AIRSTAGE Mobile]							

NOTES:

- Values mentioned in the table are based on the following conditions:
 - Static pressure: 40 Pa
- The protective function might work when using it outside the operation range.
- *1: Sound pressure level:
 - Measured values in manufacturer's anechoic chamber.
 - Because of the surrounding sound environment, the sound levels measured in actual installation conditions might be higher than the specified values here.
- *2: Available on Google Play™ store or on App Store®. Optional WLAN Adapter is also required. For details, refer to the setting manual.
- This data is based on EN 14511 standard.

2-5. Wall mounted type

Model name				ASHG07KMTB	ASHG09KMTB	ASHG12KMTB	ASHG14KMTB			
Power supply				1Ø 230 V~ 50 Hz						
Available voltage range				198—264 V						
Capacity			kW class	2.0	2.5	3.5	4.0			
Input power			W	23	27	27	33			
Running current			A	0.20	0.24	0.24	0.30			
Fan	Airflow rate	Cooling	HIGH	m³/h	650	700		770		
			MED		540	560		600		
			LOW		430			450		
			QUIET		270			280		
		Heating	HIGH		720	750	770	800		
			MED		580	610	640	660		
			LOW		460	470	520			
			QUIET		330			340		
			Type × Qty			Crossflow fan × 1				
			Motor output			W				
Sound pressure level*1	Cooling	HIGH	dB (A)	38	40		43			
		MED		33	34	35	36			
		LOW		29		30				
		QUIET		21						
	Heating	HIGH		41	42		44			
		MED		35	36	38	39			
		LOW		31		33				
		QUIET		22			24			
Sound power level		Cooling	dB (A)	54	55		57			
Heating		56		57	58	59				
Heat exchanger type	Dimensions (H × W × D)		mm	Main 1: 210 × 670 × 26.6 Main 2: 112 × 670 × 20.0			Main 1: 210 × 670 × 26.6 Main 2: 112 × 670 × 20.0 Sub: 84 × 670 × 13.3			
	Fin pitch		mm	Main 1: 1.2 Main 2: 1.1			Main 1: 1.2 Main 2: 1.1 Sub: 1.4			
	Rows × Stages			Main 1: 2 × 10 Main 2: 2 × 7			Main 1: 2 × 10 Main 2: 2 × 7 Sub: 1 × 4			
	Pipe type			Copper tube						
	Fin type			Aluminum						
Enclosure	Material			Polystyrene						
	Color			White + Pearl white (painted) Approximate color of Munsell N 9.25/						
Dimensions (H × W × D)		Net	mm	270 × 834 × 215						
		Gross		277 × 914 × 332						
Weight		Net	kg	10.0						
		Gross		12.5			13.0			
Connection pipe			Size	mm (in)	Ø6.35 (Ø1/4)					
			Liquid Gas		Ø9.52 (Ø3/8)					
Drain hose			Method	Flare						
			Material	Polypropylene + High-density polyethylene						
			Tip diameter	mm	Ø13.8 (I.D.), Ø15.0 to Ø16.8 (O.D.)					
Operation range			Cooling	°C	18 to 32					
				%RH	80 or less					
			Heating	°C	16 to 30					
Remote controller type				Wireless (Option: Wired, Mobile app*2 [FGLair™])						
NOTES: <ul style="list-style-type: none">The protective function might work when using it outside the operation range.*1: Sound pressure level:<ul style="list-style-type: none">These are the measured values in the manufacturer's anechoic chamber.Because of the surrounding sound environment, the sound levels measured in actual installation conditions might be higher than the specified values here.*2: Available on Google Play™ store or on App Store®. Optional WLAN Adapter is also required. For details, refer to the setting manual.										

Model name				ASHG07KMCC	ASHG09KMCC	ASHG12KMCC	ASHG14KMCC	
Power supply				1Ø 230 V~ 50 Hz				
Available voltage range				198—264 V				
Capacity			kW class	2.0	2.5	3.5	4.0	
Input power			W	23	27	27	33	
Running current			A	0.20	0.24	0.24	0.30	
Fan	Airflow rate	Cooling	HIGH	m ³ /h	650	700		770
			MED		540	560		600
			LOW		430			450
			QUIET		320			310
		Heating	HIGH		720	750	780	820
			MED		580	610	640	660
			LOW		460	470	520	
			QUIET		330			340
	Type × Qty			Crossflow fan × 1				
	Motor output			W	27			
Sound pressure level*1			Cooling	dB (A)	38	40		43
					33	34	35	36
					29		30	
					21			
					41	42		44
					35	36	38	39
					31		33	
					22		24	
Sound power level		Cooling	dB (A)	54	55		57	
		Heating		56	57	58	59	
Heat exchanger type			Dimensions (H × W × D)	mm	Main 1: 210 × 670 × 26.6 Main 2: 112 × 670 × 20.0		Main 1: 210 × 670 × 26.6 Main 2: 112 × 670 × 20.0 Sub: 84 × 670 × 13.3	
			Fin pitch		Main 1: 1.2 Main 2: 1.1		Main 1: 1.2 Main 2: 1.1 Sub: 1.4	
			Rows × Stages		Main 1: 2 × 10 Main 2: 2 × 7		Main 1: 2 × 10 Main 2: 2 × 7 Sub: 1 × 4	
			Pipe type		Copper tube			
Fin type		Aluminum						
Enclosure			Material	Polystyrene				
			Color	White + Pearl white (painted) Approximate color of Munsell N 9.25/				
Dimensions (H × W × D)		Net	mm	270 × 834 × 215				
		Gross		277 × 914 × 332				
Weight		Net	kg	10.0				
		Gross		12.5		13.0		
Connection pipe			Size	mm (in)	Ø6.35 (Ø1/4)			
			Liquid		Ø9.52 (Ø3/8)			
			Gas	Flare				
Drain hose		Material		Polypropylene + High-density polyethylene				
		Tip diameter		mm	Ø13.8 (I.D.), Ø15.0 to Ø16.8 (O.D.)			
Operation range			Cooling	°C	18 to 32			
			Heating	%RH	80 or less			
				°C	16 to 30			
Remote controller type				Wireless (Option: Wired, Mobile app*2 [FGLair™])				
NOTES: <ul style="list-style-type: none">The protective function might work when using it outside the operation range.*1: Sound pressure level:<ul style="list-style-type: none">These are the measured values in the manufacturer's anechoic chamber.Because of the surrounding sound environment, the sound levels measured in actual installation conditions might be higher than the specified values here.*2: Available on Google Play™ store or on App Store®. Optional WLAN Adapter is also required. For details, refer to the setting manual.								

Model name				ASHG07KMCE	ASHG09KMCE	ASHG12KMCE	ASHG14KMCE	
Power supply				1Ø 230 V~ 50 Hz				
Available voltage range				198—264 V				
Capacity			kW class	2.0	2.5	3.5	4.0	
Input power			W	23	27	27	33	
Running current			A	0.20	0.24	0.24	0.30	
Fan	Airflow rate	Cooling	HIGH	m³/h	650	700		770
			MED		540	560		600
			LOW		430			450
			QUIET		320			310
		Heating	HIGH		720	750	780	820
			MED		580	610	640	660
			LOW		460	470	520	
			QUIET		330			340
	Type × Qty			Crossflow fan × 1				
	Motor output			W	27			
Sound pressure level*1	Cooling	HIGH	dB (A)	38	40		43	
		MED		33	34	35	36	
		LOW		29		30		
		QUIET		21				
	Heating	HIGH		41	42		44	
		MED		35	36	38	39	
		LOW		31		33		
		QUIET		22		24		
Sound power level		Cooling	dB (A)	54	55		57	
Heating		56		57	58	59		
Heat exchanger type	Dimensions (H × W × D)		mm	Main 1: 210 × 670 × 26.6 Main 2: 112 × 670 × 20.0			Main 1: 210 × 670 × 26.6 Main 2: 112 × 670 × 20.0 Sub: 84 × 670 × 13.3	
	Fin pitch			Main 1: 1.2 Main 2: 1.1			Main 1: 1.2 Main 2: 1.1 Sub: 1.4	
	Rows × Stages			Main 1: 2 × 10 Main 2: 2 × 7			Main 1: 2 × 10 Main 2: 2 × 7 Sub: 1 × 4	
	Pipe type			Copper tube				
	Fin type			Aluminum				
Enclosure	Material			Polystyrene				
	Color			White + Pearl white (painted) Approximate color of Munsell N 9.25/				
Dimensions (H × W × D)	Net		mm	270 × 834 × 215				
	Gross			277 × 914 × 332				
Weight	Net		kg	10.0				
	Gross			12.5		13.0		
Connection pipe	Size	Liquid	mm (in)	Ø6.35 (Ø1/4)				
		Gas		Ø9.52 (Ø3/8)				
	Method			Flare				
Drain hose	Material			Polypropylene + High-density polyethylene				
	Tip diameter			Ø13.8 (I.D.), Ø15.0 to Ø16.8 (O.D.)				
Operation range	Cooling	°C			18 to 32			
		%RH			80 or less			
	Heating	°C			16 to 30			
Remote controller type				Wireless (Option: Wired, Mobile app*2 [FGLair™])				
NOTES:								
<ul style="list-style-type: none">The protective function might work when using it outside the operation range.*1: Sound pressure level:<ul style="list-style-type: none">These are the measured values in the manufacturer's anechoic chamber.Because of the surrounding sound environment, the sound levels measured in actual installation conditions might be higher than the specified values here.*2: Available on Google Play™ store or on App Store®. Optional WLAN Adapter is also required. For details, refer to the setting manual.								

Model name				ASHG07KMCF	ASHG09KMCF	ASHG12KMCF	ASHG14KMCF	
Power supply				1Ø 230 V~ 50 Hz				
Available voltage range				198—264 V				
Capacity			kW class	2.0	2.5	3.5	4.0	
Input power			W	23	27	27	33	
Running current			A	0.20	0.24	0.24	0.30	
Fan	Airflow rate	Cooling	HIGH	m³/h	650	700		770
			MED		540	560		600
			LOW		430			450
			QUIET		320			310
		Heating	HIGH		720	750	780	820
			MED		580	610	640	660
			LOW		460	470	520	
			QUIET		330			340
	Type × Qty			Crossflow fan × 1				
	Motor output			W	27			
Sound pressure level*1	Cooling	HIGH	dB (A)	38	40		43	
		MED		33	34	35	36	
		LOW		29		30		
		QUIET		21				
	Heating	HIGH		41	42		44	
		MED		35	36	38	39	
		LOW		31		33		
		QUIET		22			24	
Sound power level		Cooling	dB (A)	54	55		57	
Heating		56		57	58	59		
Heat exchanger type	Dimensions (H × W × D)		mm	Main 1: 210 × 670 × 26.6 Main 2: 112 × 670 × 20.0			Main 1: 210 × 670 × 26.6 Main 2: 112 × 670 × 20.0 Sub: 84 × 670 × 13.3	
	Fin pitch			Main 1: 1.2 Main 2: 1.1			Main 1: 1.2 Main 2: 1.1 Sub: 1.4	
	Rows × Stages			Main 1: 2 × 10 Main 2: 2 × 7			Main 1: 2 × 10 Main 2: 2 × 7 Sub: 1 × 4	
	Pipe type			Copper tube				
	Fin type			Aluminum				
Enclosure	Material			Polystyrene				
	Color			White + Pearl white (painted) Approximate color of Munsell N 9.25/				
Dimensions (H × W × D)	Net		mm	270 × 834 × 215				
	Gross			277 × 914 × 332				
Weight	Net		kg	10.0				
	Gross			12.5		13.0		
Connection pipe	Size	Liquid	mm (in)	Ø6.35 (Ø1/4)				
		Gas		Ø9.52 (Ø3/8)				
	Method			Flare				
Drain hose	Material			Polypropylene + High-density polyethylene				
	Tip diameter			Ø13.8 (I.D.), Ø15.0 to Ø16.8 (O.D.)				
Operation range	Cooling			°C	18 to 32			
				%RH	80 or less			
	Heating			°C	16 to 30			
Remote controller type				Wireless (Option: Wired, Mobile app*2 [AIRSTAGE Mobile])				
NOTES:								
• The protective function might work when using it outside the operation range.								
• *1: Sound pressure level:								
– These are the measured values in the manufacturer’s anechoic chamber.								
– Because of the surrounding sound environment, the sound levels measured in actual installation conditions might be higher than the specified values here.								
• *2: Available on Google Play™ store or on App Store®.								

Model name				ASHH07KMCG ASHH07KMCG-B	ASHH09KMCG ASHH09KMCG-B	ASHH12KMCG ASHH12KMCG-B	ASHH14KMCG ASHH14KMCG-B	
Power supply				1Ø 230 V~ 50 Hz				
Available voltage range				198—264 V				
Capacity			kW class	2.0	2.5	3.5	4.0	
Input power			W	23	27		33	
Running current			A	0.20	0.24		0.30	
Fan	Airflow rate	Cooling	HIGH	650	700		770	
			MED	540	560		600	
			LOW	430			450	
			QUIET	320			310	
		Heating	HIGH	720	750	780	820	
			MED	580	610	640	660	
			LOW	460	470	520		
			QUIET	330			340	
		Type × Qty			Crossflow fan × 1			
		Motor output			W	27		
Sound pressure level*1		Cooling	HIGH	38	40		43	
			MED	33	34	35	36	
			LOW	29		30		
			QUIET	21				
		Heating	HIGH	41	42		44	
			MED	35	36	38	39	
			LOW	31		33		
			QUIET	22			24	
Sound power level		Cooling	dB (A)	54	55		57	
Heating		56		57	58	59		
Heat exchanger type	Dimensions (H × W × D)		mm	Main 1: 210 × 670 × 26.6 Main 2: 112 × 670 × 20.0			Main 1: 210 × 670 × 26.6 Main 2: 112 × 670 × 20.0 Sub: 84 × 670 × 13.3	
	Fin pitch			Main 1: 1.2 Main 2: 1.1			Main 1: 1.2 Main 2: 1.1 Sub: 1.4	
	Rows × Stages			Main 1: 2 × 10 Main 2: 2 × 7			Main 1: 2 × 10 Main 2: 2 × 7 Sub: 1 × 4	
	Pipe type			Copper tube				
	Fin type			Aluminum				
Enclosure	Material			Polystyrene				
	Color			KMCG: White + Pearl white (painted) Approximate color of Munsell N 9.25/ KMCG-B: Soft black Approximate color of Munsell N3/				
Dimensions (H × W × D)		Net	mm	270 × 834 × 215 KMCG: 277 × 914 × 332 KMCG-B: 284 × 925 × 341				
		Gross						
Weight		Net	kg	10.0				
		Gross		KMCG: 12.5 KMCG-B: 13.5			KMCG: 13.0 KMCG-B: 13.5	
Connection pipe		Size	mm (in)	Ø6.35 (Ø1/4) Ø9.52 (Ø3/8)				
		Liquid Gas						
		Method		Flare				
Drain hose		Material		Polypropylene + High-density polyethylene				
		Tip diameter		Ø13.8 (I.D.), Ø15.0 to Ø16.8 (O.D.)				
Operation range		Cooling	°C	18 to 32				
			%RH	80 or less				
		Heating	°C	16 to 30				
Remote controller type				Wireless (Option: Wired, Mobile app*2 [AIRSTAGE Mobile])				
NOTES: <ul style="list-style-type: none">The protective function might work when using it outside the operation range.*1: Sound pressure level:<ul style="list-style-type: none">These are the measured values in the manufacturer's anechoic chamber.Because of the surrounding sound environment, the sound levels measured in actual installation conditions might be higher than the specified values here.*2: Available on Google Play™ store or on App Store®.								

Model name				ASHH07KMCH ASHH07KMCH-B	ASHH09KMCH ASHH09KMCH-B	ASHH12KMCH ASHH12KMCH-B	ASHH14KMCH ASHH14KMCH-B			
Power supply				1Ø 230 V~ 50 Hz						
Available voltage range				198—264 V						
Capacity			kW class	2.0	2.5	3.5	4.0			
Input power			W	23	27		33			
Running current			A	0.20	0.24		0.30			
Fan	Airflow rate	Cooling	HIGH	m³/h	650	700		770		
			MED		540	560		600		
			LOW		430			450		
			QUIET		320			310		
		Heating	HIGH		720	750	780	820		
			MED		580	610	640	660		
			LOW		460	470	520			
			QUIET		330			340		
	Type × Qty		Crossflow fan × 1							
	Motor output			W	27					
Sound pressure level*1			Cooling	dB (A)	38	40		43		
					MED	33	34	35	36	
					LOW	29		30		
					QUIET	21				
					Heating	HIGH	41	42		44
						MED	35	36	38	39
						LOW	31		33	
						QUIET	22			24
Sound power level		Cooling	dB (A)	54	55		57			
		Heating		56	57	58	59			
Heat exchanger type			Dimensions (H × W × D)	mm	Main 1: 210 × 670 × 26.6 Main 2: 112 × 670 × 20.0		Main 1: 210 × 670 × 26.6 Main 2: 112 × 670 × 20.0 Sub: 84 × 670 × 13.3			
			Fin pitch		Main 1: 1.2 Main 2: 1.1		Main 1: 1.2 Main 2: 1.1 Sub: 1.4			
			Rows × Stages	Main 1: 2 × 10 Main 2: 2 × 7		Main 1: 2 × 10 Main 2: 2 × 7 Sub: 1 × 4				
			Pipe type	Copper tube						
			Fin type	Aluminum						
Enclosure			Material	Polystyrene						
			Color	KMCH: White Approximate color of Munsell N 9.25/ KMCH-B: Soft black Approximate color of Munsell N3/						
Dimensions (H × W × D)			Net	mm	KMCH: 270 × 834 × 222 KMCH-B: 270 × 834 × 215					
			Gross		KMCH: 277 × 914 × 332 KMCH-B: 284 × 925 × 341					
Weight			Net	kg	10.0					
			Gross		KMCH: 12.5 KMCH-B: 13.0					
Connection pipe			Size	Liquid Gas	mm (in)	Ø6.35 (Ø1/4)				
			Method			Ø9.52 (Ø3/8)				
Drain hose			Material	Flare						
			Tip diameter	Polypropylene + High-density polyethylene						
Operation range			Cooling	°C	Ø13.8 (I.D.), Ø15.0 to Ø16.8 (O.D.)					
				18 to 32						
				%RH	80 or less					
Remote controller type			Heating	°C	16 to 30					
				Wireless (Option: Wired, Mobile app*2 [AIRSTAGE Mobile])						
NOTES: <ul style="list-style-type: none">The protective function might work when using it outside the operation range.*1: Sound pressure level:<ul style="list-style-type: none">These are the measured values in the manufacturer’s anechoic chamber.Because of the surrounding sound environment, the sound levels measured in actual installation conditions might be higher than the specified values here.*2: Available on Google Play™ store or on App Store®. Optional WLAN Adapter is also required. For details, refer to the setting manual.										

Model name				ASHG07KETA ASHG07KETA-B	ASHG09KETA ASHG09KETA-B	ASHG12KETA ASHG12KETA-B	ASHG14KETA ASHG14KETA-B			
Power supply				1Ø 230 V~ 50 Hz						
Available voltage range				198—264 V						
Capacity			kW class	2.0	2.5	3.5	4.0			
Input power			W	23	27	27	33			
Running current			A	0.20	0.24	0.24	0.30			
Fan	Airflow rate	Cooling	HIGH	m³/h	650	700		770		
			MED		540	560		600		
			LOW		430			450		
			QUIET		270			280		
		Heating	HIGH		720	750	770	800		
			MED		580	610	640	660		
			LOW		460	470	520			
			QUIET		330			340		
	Type × Qty		Crossflow fan × 1							
	Motor output		W	30			49			
Sound pressure level*1			Cooling	dB (A)	38	40		43		
					33	34	35	36		
					29		30			
					21					
					Heating	HIGH	41	42		44
						MED	35	36	38	39
						LOW	31		33	
						QUIET	22			24
Sound power level		Cooling	dB (A)	54	55		57			
		Heating		56	57	58	59			
Heat exchanger type			Dimensions (H × W × D)	mm	Main 1: 210 × 670 × 26.6 Main 2: 112 × 670 × 20.0		Main 1: 210 × 670 × 26.6 Main 2: 112 × 670 × 20.0 Sub: 84 × 670 × 13.3			
			Fin pitch	mm	Main 1: 1.2 Main 2: 1.1		Main 1: 1.2 Main 2: 1.1 Sub: 1.4			
			Rows × Stages		Main 1: 2 × 10 Main 2: 2 × 7		Main 1: 2 × 10 Main 2: 2 × 7 Sub: 1 × 4			
			Pipe type		Copper tube					
			Fin type		Aluminum					
Enclosure			Material	Polystyrene						
			Color	KETA: White + Pearl white (painted) Approximate color of Munsell N 9.25/ KETA-B: Dark gray + Silver (painted) Approximate color of Munsell 0.5P 3.5/0.2						
Dimensions (H × W × D)		Net	mm	295 × 950 × 230						
		Gross		284 × 1,027 × 357						
Weight		Net	kg	11.0		11.5				
		Gross		14.5		15.0				
Connection pipe		Size	mm (in)	Ø6.35 (Ø1/4)						
		Liquid		Ø9.52 (Ø3/8)						
		Gas								
Method			Flare							
Drain hose		Material	Polypropylene + High-density polyethylene							
		Tip diameter	mm	Ø13.8 (I.D.), Ø15.0 to Ø16.8 (O.D.)						
Operation range		Cooling	°C	18 to 32						
		%RH	80 or less							
Remote controller type		Heating	°C	16 to 30						
		Wireless (Option: Wired, Mobile app*2 [FGLair™])								
NOTES:										
• The protective function might work when using it outside the operation range.										
• *1: Sound pressure level:										
– These are the measured values in the manufacturer’s anechoic chamber.										
– Because of the surrounding sound environment, the sound levels measured in actual installation conditions might be higher than the specified values here.										
• *2: Available on Google Play™ store or on App Store®. Optional WLAN Adapter is also required. For details, refer to the setting manual.										

Model name				ASHG07KETE ASHG07KETE-B	ASHG09KETE ASHG09KETE-B	ASHG12KETE ASHG12KETE-B	ASHG14KETE ASHG14KETE-B	
Power supply				1Ø 230 V~ 50 Hz				
Available voltage range				198—264 V				
Capacity			kW class	2.0	2.5	3.5	4.0	
Input power			W	23	27	27	33	
Running current			A	0.20	0.24	0.24	0.30	
Fan	Airflow rate	Cooling	HIGH	m³/h	650	700		770
			MED		540	560		600
			LOW		430			450
			QUIET		270			280
		Heating	HIGH		720	750	770	800
			MED		580	610	640	660
			LOW		460	470	520	
			QUIET		330			340
	Type × Qty			Crossflow fan × 1				
	Motor output			W	30			49
Sound pressure level*1	Cooling	HIGH	dB (A)	38	40		43	
		MED		33	34	35	36	
		LOW		29		30		
		QUIET		21				
	Heating	HIGH		41	42		44	
		MED		35	36	38	39	
		LOW		31		33		
		QUIET		22			24	
Sound power level		Cooling	dB (A)	54	55		57	
Heating		56		57	58	59		
Heat exchanger type	Dimensions (H × W × D)		mm	Main 1: 210 × 670 × 26.6 Main 2: 112 × 670 × 20.0			Main 1: 210 × 670 × 26.6 Main 2: 112 × 670 × 20.0 Sub: 84 × 670 × 13.3	
	Fin pitch		mm	Main 1: 1.2 Main 2: 1.1			Main 1: 1.2 Main 2: 1.1 Sub: 1.4	
	Rows × Stages			Main 1: 2 × 10 Main 2: 2 × 7			Main 1: 2 × 10 Main 2: 2 × 7 Sub: 1 × 4	
	Pipe type			Copper tube				
	Fin type			Aluminum				
Enclosure	Material			Polystyrene				
	Color			KETE: White + Pearl white (painted) Approximate color of Munsell N 9.25/ KETE-B: Dark gray + Silver (painted) Approximate color of Munsell 0.5P 3.5/0.2				
Dimensions (H × W × D)		Net	mm	295 × 950 × 230				
		Gross		284 × 1,027 × 357				
Weight		Net	kg	11.0			11.5	
		Gross		14.5			15.0	
Connection pipe		Size	mm (in)	Ø6.35 (Ø1/4)				
		Liquid		Ø9.52 (Ø3/8)				
		Gas						
		Method		Flare				
Drain hose		Material		Polypropylene + High-density polyethylene				
		Tip diameter		Ø13.8 (I.D.), Ø15.0 to Ø16.8 (O.D.)				
Operation range		Cooling	°C	18 to 32				
			%RH	80 or less				
		Heating	°C	16 to 30				
Remote controller type				Wireless (Option: Wired, Mobile app*2 [FGLair™])				
NOTES:								
• The protective function might work when using it outside the operation range.								
• *1: Sound pressure level:								
– These are the measured values in the manufacturer’s anechoic chamber.								
– Because of the surrounding sound environment, the sound levels measured in actual installation conditions might be higher than the specified values here.								
• *2: Available on Google Play™ store or on App Store®. Optional WLAN Adapter is also required. For details, refer to the setting manual.								

Model name				ASHG07KETF ASHG07KETF-B	ASHG09KETF ASHG09KETF-B	ASHG12KETF ASHG12KETF-B	ASHG14KETF ASHG14KETF-B	
Power supply				1Ø 230 V~ 50 Hz				
Available voltage range				198—264 V				
Capacity		kW class		2.0	2.5	3.5	4.0	
Input power		W		23	27	27	33	
Running current		A		0.20	0.24	0.24	0.30	
Fan	Airflow rate	Cooling	HIGH	m³/h	650	700		770
			MED		540	560		600
			LOW		430			450
			QUIET		270			280
		Heating	HIGH		720	750	770	800
			MED		580	610	640	660
			LOW		460	470	520	
			QUIET		330			340
	Type × Qty			Crossflow fan × 1				
	Motor output			W	30			49
Sound pressure level*1	Cooling	HIGH	dB (A)	38	40		43	
		MED		33	34	35	36	
		LOW		29		30		
		QUIET		21				
	Heating	HIGH		41	42		44	
		MED		35	36	38	39	
		LOW		31		33		
		QUIET		22			24	
Sound power level		Cooling	dB (A)	54	55		57	
Heating		56		57	58	59		
Heat exchanger type		Dimensions (H × W × D)		mm	Main 1: 210 × 670 × 26.6 Main 2: 112 × 670 × 20.0		Main 1: 210 × 670 × 26.6 Main 2: 112 × 670 × 20.0 Sub: 84 × 670 × 13.3	
		Fin pitch		mm	Main 1: 1.2 Main 2: 1.1		Main 1: 1.2 Main 2: 1.1 Sub: 1.4	
		Rows × Stages			Main 1: 2 × 10 Main 2: 2 × 7		Main 1: 2 × 10 Main 2: 2 × 7 Sub: 1 × 4	
		Pipe type			Copper tube			
		Fin type			Aluminum			
Enclosure		Material			Polystyrene			
		Color			KETF: White + Pearl white (painted) Approximate color of Munsell N 9.25/			
					KETF-B: Dark gray + Silver (painted) Approximate color of Munsell 0.5P 3.5/0.2			
Dimensions (H × W × D)		Net		mm	295 × 950 × 230			
		Gross			284 × 1,027 × 357			
Weight		Net		kg	11.0		11.5	
		Gross			14.5		15.0	
Connection pipe		Size	Liquid	mm (in)	Ø6.35 (Ø1/4)			
			Gas		Ø9.52 (Ø3/8)			
		Method			Flare			
Drain hose		Material			Polypropylene + High-density polyethylene			
		Tip diameter		mm	Ø13.8 (I.D.), Ø15.0 to Ø16.8 (O.D.)			
Operation range		Cooling		°C	18 to 32			
				%RH	80 or less			
		Heating		°C	16 to 30			
Remote controller type				Wireless (Option: Wired, Mobile app*2 [AIRSTAGE Mobile])				
NOTES: <ul style="list-style-type: none">The protective function might work when using it outside the operation range.*1: Sound pressure level:<ul style="list-style-type: none">These are the measured values in the manufacturer's anechoic chamber.Because of the surrounding sound environment, the sound levels measured in actual installation conditions might be higher than the specified values here.*2: Available on Google Play™ store or on App Store®.								

Model name				ASHG07KGTB		ASHG09KGTB		ASHG12KGTB		ASHG14KGTB			
Power supply				1Ø 230 V~ 50 Hz									
Available voltage range				198—264 V									
Capacity			kW class		2.0		2.5		3.5		4.0		
Input power			W		23		27		27		33		
Running current			A		0.20		0.24		0.24		0.29		
Fan	Airflow rate	Cooling	HIGH	m³/h	650		700				770		
			MED		540		560				600		
			LOW		430						450		
			QUIET		270						280		
		Heating	HIGH		720		750		770		800		
			MED		580		610		640		660		
			LOW		460		470		520				
			QUIET		330						340		
	Type × Qty			Crossflow fan × 1									
	Motor output			W		30				49			
Sound pressure level*1		Cooling	HIGH	dB (A)	38		40				43		
			MED		33		34		35		36		
			LOW		29						30		
			QUIET		21								
		Heating	HIGH		41		42				44		
			MED		35		36		38		39		
			LOW		31				33				
			QUIET		22						24		
Sound power level		Cooling		dB (A)	54		55		56		57		
		Heating			56		57		58		59		
Heat exchanger type		Dimensions (H × W × D)		mm		Main 1: 210 × 670 × 26.6 Main 2: 112 × 670 × 20.0				Main 1: 210 × 670 × 26.6 Main 2: 112 × 670 × 20.0 Sub: 84 × 670 × 13.3			
		Fin pitch		mm		Main 1: 1.2 Main 2: 1.1				Main 1: 1.2 Main 2: 1.1 Sub: 1.4			
		Rows × Stages			Main 1: 2 × 10 Main 2: 2 × 7				Main 1: 2 × 10 Main 2: 2 × 7 Sub: 1 × 4				
		Pipe type			Copper tube								
		Fin type			Aluminum								
Enclosure		Material			Polystyrene								
		Color			White + Pearl white (painted) Approximate color of Munsell N 9.25/								
Dimensions (H × W × D)		Net		mm	270 × 834 × 215								
		Gross			277 × 914 × 332								
Weight		Net		kg	10.0								
		Gross			12.5				13.0				
Connection pipe		Size		mm (in)	Ø6.35 (Ø1/4)								
		Liquid Gas			Ø9.52 (Ø3/8)								
Drain hose		Method			Flare								
		Material			Polypropylene + High-density polyethylene								
Operation range		Tip diameter		mm	Ø13.8 (I.D.), Ø15.0 to Ø16.8 (O.D.)								
		Cooling			18 to 32								
		%RH			80 or less								
Remote controller type		Heating		°C	16 to 30								
					Wireless (Option: Wired, Mobile app*2 [FGLair™])								

NOTES:

- The protective function might work when using it outside the operation range.
- *1: Sound pressure level:
 - These are the measured values in the manufacturer's anechoic chamber.
 - Because of the surrounding sound environment, the sound levels measured in actual installation conditions might be higher than the specified values here.
- *2: Available on Google Play™ store or on App Store®. Optional WLAN Adapter is also required. For details, refer to the setting manual.

Model name				ASHG07KGTE	ASHG09KGTE	ASHG12KGTE	ASHG14KGTE		
Power supply				1Ø 230 V~ 50 Hz					
Available voltage range				198—264 V					
Capacity			kW class	2.0	2.5	3.5	4.0		
Input power			W	23	27	27	33		
Running current			A	0.20	0.24	0.24	0.29		
Fan	Airflow rate	Cooling	HIGH	m³/h	650	700		770	
			MED		540	560		600	
			LOW		430				450
			QUIET		270				280
		Heating	HIGH		720	750	770	800	
			MED		580	610	640	660	
			LOW		460	470	520		
			QUIET		330			340	
	Type × Qty			Crossflow fan × 1					
	Motor output			W	30	49			
Sound pressure level*1		Cooling	dB (A)	38	40		43		
				MED	33	34	35	36	
				LOW	29		30		
				QUIET	21				
		Heating		HIGH	41	42		44	
				MED	35	36	38	39	
				LOW	31		33		
				QUIET	22			24	
Sound power level		Cooling	dB (A)	54	55	56	57		
		Heating		56	57	58	59		
Heat exchanger type		Dimensions (H × W × D)		mm	Main 1: 210 × 670 × 26.6 Main 2: 112 × 670 × 20.0		Main 1: 210 × 670 × 26.6 Main 2: 112 × 670 × 20.0 Sub: 84 × 670 × 13.3		
		Fin pitch		mm	Main 1: 1.2 Main 2: 1.1		Main 1: 1.2 Main 2: 1.1 Sub: 1.4		
		Rows × Stages			Main 1: 2 × 10 Main 2: 2 × 7		Main 1: 2 × 10 Main 2: 2 × 7 Sub: 1 × 4		
		Pipe type			Copper tube				
		Fin type			Aluminum				
Enclosure		Material			Polystyrene				
		Color			White + Pearl white (painted) Approximate color of Munsell N 9.25/				
Dimensions (H × W × D)		Net	mm	270 × 834 × 215					
		Gross		277 × 914 × 332					
Weight		Net	kg	10.0					
		Gross		12.5		13.0			
Connection pipe		Size	mm (in)	Ø6.35 (Ø1/4)					
		Liquid Gas		Ø9.52 (Ø3/8)					
Drain hose		Method			Flare				
		Material			Polypropylene + High-density polyethylene				
Operation range		Tip diameter		mm	Ø13.8 (I.D.), Ø15.0 to Ø16.8 (O.D.)				
		Cooling	°C	18 to 32					
			%RH	80 or less					
Remote controller type		Heating		°C	16 to 30				
		Wireless (Option: Wired, Mobile app*2 [FGLair™])							

NOTES:

- The protective function might work when using it outside the operation range.
- *1: Sound pressure level:
 - These are the measured values in the manufacturer's anechoic chamber.
 - Because of the surrounding sound environment, the sound levels measured in actual installation conditions might be higher than the specified values here.
- *2: Available on Google Play™ store or on App Store®. Optional WLAN Adapter is also required. For details, refer to the setting manual.

Model name				ASHG07KGTF	ASHG09KGTF	ASHG12KGTF	ASHG14KGTF	
Power supply				1Ø 230 V~ 50 Hz				
Available voltage range				198—264 V				
Capacity			kW class	2.0	2.5	3.5	4.0	
Input power			W	23	27	27	33	
Running current			A	0.20	0.24	0.24	0.29	
Fan	Airflow rate	Cooling	HIGH	650	700		770	
			MED	540	560		600	
			LOW	430			450	
			QUIET	270			280	
		Heating	HIGH	720	750	770	800	
			MED	580	610	640	660	
			LOW	460	470	520		
			QUIET	330			340	
		Type × Qty			Crossflow fan × 1			
		Motor output			W			
Sound pressure level*1		Cooling	HIGH	38	40		43	
			MED	33	34	35	36	
			LOW	29		30		
			QUIET	21				
		Heating	HIGH	41	42		44	
			MED	35	36	38	39	
			LOW	31		33		
			QUIET	22			24	
Sound power level		Cooling	dB (A)	54	55	56	57	
Heating		56		57	58	59		
Heat exchanger type	Dimensions (H × W × D)		mm	Main 1: 210 × 670 × 26.6 Main 2: 112 × 670 × 20.0		Main 1: 210 × 670 × 26.6 Main 2: 112 × 670 × 20.0 Sub: 84 × 670 × 13.3		
	Fin pitch		mm	Main 1: 1.2 Main 2: 1.1		Main 1: 1.2 Main 2: 1.1 Sub: 1.4		
	Rows × Stages			Main 1: 2 × 10 Main 2: 2 × 7		Main 1: 2 × 10 Main 2: 2 × 7 Sub: 1 × 4		
	Pipe type			Copper tube				
	Fin type			Aluminum				
Enclosure	Material			Polystyrene				
	Color			White + Pearl white (painted) Approximate color of Munsell N 9.25/				
Dimensions (H × W × D)		Net	mm	270 × 834 × 215				
		Gross		277 × 914 × 332				
Weight		Net	kg	10.0				
		Gross		12.5		13.0		
Connection pipe			Size	mm (in)	Ø6.35 (Ø1/4)			
			Liquid Gas		Ø9.52 (Ø3/8)			
Method				Flare				
Material				Polypropylene + High-density polyethylene				
Drain hose		Tip diameter	mm	Ø13.8 (I.D.), Ø15.0 to Ø16.8 (O.D.)				
Operation range			Cooling	°C	18 to 32			
				%RH	80 or less			
			Heating	°C	16 to 30			
Remote controller type				Wireless (Option: Wired, Mobile app*2 [AIRSTAGE Mobile])				
NOTES:								
<ul style="list-style-type: none">The protective function might work when using it outside the operation range.*1: Sound pressure level:<ul style="list-style-type: none">These are the measured values in the manufacturer's anechoic chamber.Because of the surrounding sound environment, the sound levels measured in actual installation conditions might be higher than the specified values here.*2: Available on Google Play™ store or on App Store®.								

Model name				ASHH07KGTG	ASHH09KGTG		ASHH12KGTG	ASHH14KGTG	
Power supply				1Ø 230 V~ 50 Hz					
Available voltage range				198—264 V					
Capacity			kW class	2.0	2.5	3.5	4.0		
Input power			W	23	27		33		
Running current			A	0.20	0.24		0.29		
Fan	Airflow rate	Cooling	HIGH	650	700		770		
			MED	540	560		600		
			LOW	430		450			
		Heating	QUIET	270		280			
			HIGH	720	750	770	800		
			MED	580	610	640	660		
			LOW	460	470	520			
			QUIET	330		340			
			Type × Qty			Crossflow fan × 1			
			Motor output			W	30	49	
Sound pressure level*1	Cooling	HIGH	dB (A)	38	40		43		
		MED		33	34	35	36		
		LOW		29		30			
		QUIET		21					
	Heating	HIGH		41	42		44		
		MED		35	36	38	39		
		LOW		31		33			
		QUIET		22		24			
Sound power level		Cooling	dB (A)	54	55	56	57		
		Heating		56	57	58	59		
Heat exchanger type		Dimensions (H × W × D)		mm	Main 1: 210 × 670 × 26.6 Main 2: 112 × 670 × 20.0		Main 1: 210 × 670 × 26.6 Main 2: 112 × 670 × 20.0 Sub: 84 × 670 × 13.3		
		Fin pitch		mm	Main 1: 1.2 Main 2: 1.1		Main 1: 1.2 Main 2: 1.1 Sub: 1.4		
		Rows × Stages			Main 1: 2 × 10 Main 2: 2 × 7		Main 1: 2 × 10 Main 2: 2 × 7 Sub: 1 × 4		
		Pipe type			Copper tube				
		Fin type			Aluminum				
Enclosure		Material			Polystyrene				
		Color			White + Pearl white (painted) Approximate color of Munsell N 9.25/				
Dimensions (H × W × D)		Net	mm	270 × 834 × 215					
		Gross		277 × 914 × 332					
Weight		Net	kg	10.0					
		Gross		12.5		13.0			
Connection pipe		Size	Liquid	mm (in)	Ø6.35 (Ø1/4)				
			Gas		Ø9.52 (Ø3/8)				
		Method			Flare				
Drain hose		Material			Polypropylene + High-density polyethylene				
		Tip diameter		mm	Ø13.8 (I.D.), Ø15.0 to Ø16.8 (O.D.)				
Operation range		Cooling	°C	18 to 32					
			%RH	80 or less					
		Heating	°C	16 to 30					
Remote controller type				Wireless (Option: Wired, Mobile app*2 [AIRSTAGE Mobile])					
NOTES:									
<ul style="list-style-type: none">The protective function might work when using it outside the operation range.*1: Sound pressure level:<ul style="list-style-type: none">These are the measured values in the manufacturer's anechoic chamber.Because of the surrounding sound environment, the sound levels measured in actual installation conditions might be higher than the specified values here.*2: Available on Google Play™ store or on App Store®.									

Model name				ASHH07KGTH		ASHH09KGTH		ASHH12KGTH		ASHH14KGTH			
Power supply				1Ø 230 V~ 50 Hz									
Available voltage range				198—264 V									
Capacity				kW class		2.0		2.5		3.5			
Input power				W		23		27		33			
Running current				A		0.20		0.24		0.29			
Fan	Airflow rate	Cooling	HIGH	m³/h	650		700		770				
			MED		540		560		600				
			LOW		430				450				
			QUIET		270				280				
		Heating	HIGH		720		750		770		800		
			MED		580		610		640		660		
			LOW		460		470		520				
			QUIET		330				340				
		Type × Qty			Crossflow fan × 1								
		Motor output			W		30		49				
Sound pressure level*1		Cooling	HIGH	dB (A)	38		40		43				
			MED		33		34		35		36		
			LOW		29				30				
			QUIET		21								
		Heating	HIGH		41		42				44		
			MED		35		36		38		39		
			LOW		31				33				
			QUIET		22				24				
Sound power level		Cooling		dB (A)	54		55		56				
		Heating			56		57		58				
Heat exchanger type		Dimensions (H × W × D)		mm	Main 1: 210 × 670 × 26.6 Main 2: 112 × 670 × 20.0				Main 1: 210 × 670 × 26.6 Main 2: 112 × 670 × 20.0 Sub: 84 × 670 × 13.3				
		Fin pitch		mm	Main 1: 1.2 Main 2: 1.1				Main 1: 1.2 Main 2: 1.1 Sub: 1.4				
		Rows × Stages			Main 1: 2 × 10 Main 2: 2 × 7				Main 1: 2 × 10 Main 2: 2 × 7 Sub: 1 × 4				
		Pipe type			Copper tube								
		Fin type			Aluminum								
Enclosure		Material			Polystyrene								
		Color			White + Pearl white (painted) Approximate color of Munsell N 9.25/								
Dimensions (H × W × D)		Net		mm	270 × 834 × 215								
		Gross			277 × 914 × 332								
Weight		Net		kg	10.0								
		Gross			12.5				13.0				
Connection pipe		Size		mm (in)	Ø6.35 (Ø1/4)								
		Liquid Gas			Ø9.52 (Ø3/8)								
Drain hose		Method			Flare								
		Material			Polypropylene + High-density polyethylene								
Operation range		Tip diameter		mm	Ø13.8 (I.D.), Ø15.0 to Ø16.8 (O.D.)								
		Cooling		°C	18 to 32								
		%RH			80 or less								
Remote controller type		Heating		°C	16 to 30								
					Wireless (Option: Wired, Mobile app*2 [AIRSTAGE Mobile])								

NOTES:

- The protective function might work when using it outside the operation range.
- *1: Sound pressure level:
 - These are the measured values in the manufacturer's anechoic chamber.
 - Because of the surrounding sound environment, the sound levels measured in actual installation conditions might be higher than the specified values here.
- *2: Available on Google Play™ store or on App Store®. Optional WLAN Adapter is also required. For details, refer to the setting manual.

Model name				ASHH05KNCA	ASHH07KNCA	ASHH09KNCA	ASHH12KNCA	
Power supply				1Ø 230 V~ 50 Hz				
Available voltage range				198—264 V				
Capacity			kW class	1.5	2.0	2.5	3.5	
Input power			W	12	13	21	22	
Running current			A	0.11	0.12	0.19	0.20	
Fan	Airflow rate	Cooling	HIGH	m³/h	500	530	640	660
			MED		450	460	500	520
			LOW		390			440
			QUIET		250			
		Heating	HIGH		500	530	640	660
			MED		450	460	500	520
			LOW		420			440
			QUIET		280			
	Type × Qty			Crossflow fan × 1				
	Motor output			W				
Sound pressure level*1		Cooling	HIGH	dB (A)	34	36	41	42
			MED		33		35	36
			LOW		29			32
			QUIET		21			
		Heating	HIGH		34	36	41	42
			MED		32	33	34	35
			LOW		30			31
			QUIET		22			
Sound power level		Cooling	dB (A)	50	51	56	57	
Heating		50		51	56	57		
Heat exchanger type	Dimensions (H × W × D)		mm	Main 1: 210 × 600 × 26.6 Main 2: 112 × 600 × 20.0				
	Fin pitch		mm	Main 1: 1.2 Main 2: 1.1				
	Rows × Stages			Main 1: 2 × 10 Main 2: 2 × 7				
	Pipe type			Copper tube				
	Fin type			Aluminum				
Enclosure	Material			Polystyrene				
	Color			White + Pearl white (painted) Approximate color of Munsell N 9.25/				
Dimensions (H × W × D)	Net		mm	270 × 784 × 222				
	Gross			279 × 864 × 334				
Weight	Net		kg	9.0				
	Gross			12.0				
Connection pipe	Size	Liquid	mm (in)	Ø6.35 (Ø1/4)				
		Gas		Ø9.52 (Ø3/8)				
	Method			Flare				
Drain hose	Material			Polypropylene + High-density polyethylene				
	Tip diameter			Ø13.8 (I.D.), Ø15.0 to Ø16.8 (O.D.)				
Operation range	Cooling		°C	18 to 32				
	Heating		%RH	80 or less				
			°C	16 to 30				
Remote controller type				Wireless (Option: Mobile app*2 [AIRSTAGE Mobile])				
NOTES: <ul style="list-style-type: none">The protective function might work when using it outside the operation range.*1: Sound pressure level:<ul style="list-style-type: none">These are the measured values in the manufacturer's anechoic chamber.Because of the surrounding sound environment, the sound levels measured in actual installation conditions might be higher than the specified values here.*2: Available on Google Play™ store or on App Store®.								

Model name				ASHH05KNCH		ASHH07KNCH		ASHH09KNCH		ASHH12KNCH		
Power supply				1Ø 230 V~ 50 Hz								
Available voltage range				198—264 V								
Capacity			kW class		1.5		2.0		2.5		3.5	
Input power			W		12		13		21		22	
Running current			A		0.11		0.12		0.19		0.20	
Fan	Airflow rate	Cooling	HIGH	m³/h	500		530		640		660	
			MED		450		460		500		520	
			LOW		390						440	
			QUIET		250							
		Heating	HIGH		500		530		640		660	
			MED		450		460		500		520	
			LOW		420						440	
			QUIET		280							
	Type × Qty		Crossflow fan × 1									
	Motor output		W		27							
Sound pressure level*1	Cooling	HIGH	dB (A)	34		36		41		42		
		MED		33				35		36		
		LOW		29						32		
		QUIET		21								
	Heating	HIGH		34		36		41		42		
		MED		32		33		34		35		
		LOW		30						31		
		QUIET		22								
Sound power level		Cooling	dB (A)	50		51		56		57		
		Heating		50		51		56		57		
Heat exchanger type		Dimensions (H × W × D)		mm		Main 1: 210 × 600 × 26.6 Main 2: 112 × 600 × 20.0						
		Fin pitch		mm		Main 1: 1.2 Main 2: 1.1						
		Rows × Stages			Main 1: 2 × 10 Main 2: 2 × 7							
		Pipe type			Copper tube							
		Fin type			Aluminum							
Enclosure		Material		Polystyrene								
		Color		White + Pearl white (painted) Approximate color of Munsell N 9.25/								
Dimensions (H × W × D)		Net		mm	270 × 784 × 222							
		Gross			279 × 864 × 334							
Weight		Net		kg	9.0							
		Gross			12.0							
Connection pipe		Size		mm (in)	Ø6.35 (Ø1/4)							
		Liquid			Ø9.52 (Ø3/8)							
Method		Gas		mm (in)	Ø9.52 (Ø3/8)							
		Method			Flare							
Drain hose		Material			Polypropylene + High-density polyethylene							
		Tip diameter			mm		Ø13.8 (I.D.), Ø15.0 to Ø16.8 (O.D.)					
Operation range		Cooling		°C	18 to 32							
		%RH		80 or less								
Heating		°C		16 to 30								
		Remote controller type										Wireless (Option: Mobile app*2 [AIRSTAGE Mobile])
NOTES:												
• The protective function might work when using it outside the operation range.												
• *1: Sound pressure level:												
– These are the measured values in the manufacturer’s anechoic chamber.												
– Because of the surrounding sound environment, the sound levels measured in actual installation conditions might be higher than the specified values here.												
• *2: Available on Google Play™ store or on App Store®. Optional WLAN Adapter is also required. For details, refer to the setting manual.												

Model name				ASHG18KMTB	
Power supply				1Ø 230 V~ 50 Hz	
Available voltage range				198—264 V	
Capacity			kW class	5.0	
Input power			W	37.5	
Running current			A	0.35	
Fan	Airflow rate	Cooling	HIGH	m³/h	980
			MED		810
			LOW		640
			QUIET		510
		Heating	HIGH		1,020
			MED		850
			LOW		640
			QUIET		510
	Type × Qty			Crossflow fan × 1	
	Motor output			W	59
Sound pressure level*1	Cooling	HIGH	dB (A)	45	
		MED		40	
		LOW		35	
		QUIET		29	
	Heating	HIGH		46	
		MED		40	
		LOW		35	
		QUIET		29	
Sound power level		Cooling	dB (A)	60	
Heating		61			
Heat exchanger type	Dimensions (H × W × D)		mm	Main 1: 210 × 798 × 26.6 Main 2: 135 × 798 × 20.0 Sub 1: 84 × 798 × 13.3 Sub 2: 84 × 798 × 13.3	
	Fin pitch		mm	Main 1: 1.2 Main 2: 1.1 Sub 1: 1.4 Sub 2: 1.4	
	Rows × Stages			Main 1: 2 × 10 Main 2: 2 × 8 Sub 1: 1 × 4 Sub 2: 1 × 4	
	Pipe type			Copper tube	
	Fin type			Aluminum	
	Material			Polystyrene	
Enclosure	Color			White Approximate color of Munsell N 9.25/	
	Net		mm	280 × 980 × 240	
Gross		322 × 1,078 × 346			
Weight	Net		kg	12.5	
	Gross			18	
Connection pipe	Size	Liquid	mm (in)	Ø6.35 (Ø1/4)	
		Gas		Ø12.7 (Ø1/2)	
	Method			Flare	
Drain hose	Material		Polypropylene + High-density polyethylene		
	Tip diameter		mm	Ø13.8 (I.D.), Ø15.8 to Ø16.7 (O.D.)	
Operation range	Cooling		°C	18 to 32	
			%RH	80 or less	
Remote controller type	Heating		°C	16 to 30	
		Wireless (Option: Wired, Mobile app*2 [FGLair™])			

NOTES:

- The protective function might work when using it outside the operation range.
- *1: Sound pressure level:
 - These are the measured values in the manufacturer's anechoic chamber.
 - Because of the surrounding sound environment, the sound levels measured in actual installation conditions might be higher than the specified values here.
- *2: Available on Google Play™ store or on App Store®. Optional WLAN Adapter is also required. For details, refer to the setting manual.

Model name				ASHG18KMTE	
Power supply				1Ø 230 V~ 50 Hz	
Available voltage range				198—264 V	
Capacity			kW class	5.0	
Input power			W	37.5	
Running current			A	0.35	
Fan	Airflow rate	Cooling	HIGH	m³/h	980
			MED		810
			LOW		640
		QUIET	510		
		Heating	HIGH		1,020
			MED		850
			LOW		640
			QUIET		510
	Type × Qty			Crossflow fan × 1	
	Motor output			W	59
Sound pressure level*1	Cooling	HIGH	dB (A)	45	
		MED		40	
		LOW		35	
		QUIET		29	
	Heating	HIGH		46	
		MED		40	
		LOW		35	
		QUIET		29	
Sound power level		Cooling	dB (A)	60	
Heating		61			
Heat exchanger type	Dimensions (H × W × D)		mm	Main 1: 210 × 798 × 26.6 Main 2: 135 × 798 × 20.0 Sub 1: 84 × 798 × 13.3 Sub 2: 84 × 798 × 13.3	
	Fin pitch		mm	Main 1: 1.2 Main 2: 1.1 Sub 1: 1.4 Sub 2: 1.4	
	Rows × Stages			Main 1: 2 × 10 Main 2: 2 × 8 Sub 1: 1 × 4 Sub 2: 1 × 4	
	Pipe type			Copper tube	
	Fin type			Aluminum	
	Material			Polystyrene	
Enclosure	Color			White Approximate color of Munsell N 9.25/	
	Net		mm	280 × 980 × 240	
Gross		322 × 1,078 × 346			
Weight	Net		kg	12.5	
	Gross			18	
Connection pipe	Size	Liquid	mm (in)	Ø6.35 (Ø1/4)	
		Gas		Ø12.7 (Ø1/2)	
	Method			Flare	
Drain hose	Material			Polypropylene + High-density polyethylene	
	Tip diameter		mm	Ø13.8 (I.D.), Ø15.8 to Ø16.7 (O.D.)	
Operation range	Cooling		°C	18 to 32	
			%RH	80 or less	
	Heating		°C	16 to 30	
Remote controller type				Wireless (Option: Wired, Mobile app*2 [FGLair™])	

NOTES:

- The protective function might work when using it outside the operation range.
- *1: Sound pressure level:
 - These are the measured values in the manufacturer's anechoic chamber.
 - Because of the surrounding sound environment, the sound levels measured in actual installation conditions might be higher than the specified values here.
- *2: Available on Google Play™ store or on App Store®. Optional WLAN Adapter is also required. For details, refer to the setting manual.

2-6. Ceiling type

Model name				ABHG18KRTA	
Power supply				1Ø 230 V~ 50 Hz	
Available voltage range				198—264 V	
Capacity			kW class	5.0	
Input power			W	37	
Running current			A	0.21	
Fan	Airflow rate	Cooling	HIGH	m³/h	840
			MED		790
			LOW		710
			QUIET		650
		Heating	HIGH		840
			MED		790
			LOW		710
			QUIET		650
	Type × Qty			Sirocco fan × 2	
	Motor output		W	50	
Sound pressure level*1		Cooling	HIGH	dB (A)	38
			MED		36
			LOW		33
			QUIET		31
		Heating	HIGH		38
			MED		36
			LOW		33
			QUIET		31
Sound power level		Cooling	dB (A)	53	
		Heating		53	
Heat exchanger type		Dimensions (H × W × D)		mm	294 × 715 × 39.9
		Fin pitch		mm	1.3
		Rows × Stages		3 × 14	
		Pipe type		Copper	
		Fin type		Aluminum	
Enclosure	Material			Steel sheet	
	Color			White Approximate color of Munsell N9.25/	
Dimensions (H × W × D)	Net		mm	235 × 1,080 × 705	
	Gross			330 × 1,165 × 825	
Weight	Net		kg	24	
	Gross			33	
Connection pipe	Size	Liquid	mm (in)	Ø6.35 (Ø1/4)	
		Gas		Ø12.70 (Ø1/2)	
		Method		Flare	
Drain hose	Material			Polyvinyl chloride	
	Tip diameter		mm	Ø25 (I.D.), Ø32 (O.D.)	
Operation range		Cooling	°C	18 to 32	
			%RH	80 or less	
		Heating	°C	16 to 30	
Remote controller type				Wired remote controller, Wireless remote controller, Mobile app*2 (FGLair™)	
NOTES:					
• The protective function might work when using it outside the operation range.					
• *1: Sound pressure level:					
– These are the measured values in the manufacturer's anechoic chamber.					
– Because of the surrounding sound environment, the sound levels measured in actual installation conditions might be higher than the specified values here.					
• *2: Available on Google Play™ store or on App Store®. Optional WLAN Adapter is also required. For details, refer to the setting manual.					

2-7. Floor type

Model name				AGHG09KVCA		AGHG12KVCA		AGHG14KVCA			
Power supply				230 V~ 50 Hz							
Available voltage range				198—264 V							
Capacity			kW class	2.5		3.5		4.0			
Input power			W	16		20		23			
Running current			A	0.15		0.18		0.20			
Fan	Airflow rate	Cooling	HIGH	m ³ /h	530		600		650		
			MED		440		490		520		
			LOW		360		380		400		
			QUIET				270				
		Heating	HIGH		530		600		650		
			MED		460		510		540		
			LOW		380		410		430		
			QUIET				270				
	Type × Qty		Crossflow fan × 2								
	Motor output		W	16 × 2							
Sound pressure level*1		Cooling	HIGH	dB (A)	39		42		44		
			MED		34		36		38		
			LOW		28		30		31		
			QUIET				22				
		Heating	HIGH		39		42		44		
			MED		35		38		39		
			LOW		30		32		33		
			QUIET				22				
Sound power level		Cooling		dB (A)	52		55		56		
		Heating			52		55		56		
Heat exchanger type		Dimensions (H × W × D)		mm	378 × 550 × 26.6						
		Fin pitch			1.2						
		Rows × Stages				2 × 18					
		Pipe type				Copper tube					
		Fin type				Aluminum					
Enclosure		Material			Polystyrene						
		Color			White Approximate color of Munsell N 9.25/						
Dimensions (H × W × D)		Net		mm	600 × 740 × 200						
		Gross			700 × 820 × 310						
Weight		Net		kg	14						
		Gross			18						
Connection pipe		Size	Liquid	mm (in)	Ø6.35 (Ø1/4)						
			Gas		Ø9.52 (Ø3/8)						
		Method			Flare						
Drain hose		Material			Polypropylene + Linear low-density polyethylene						
		Tip diameter			Ø13.8 (I.D.), Ø15.8 to Ø16.7 (O.D.)						
Operation range		Cooling		°C	18 to 32						
				%RH	80 or less						
Heating				°C	30 or less						
				Remote controller type							
NOTES:											
• The protective function might work when using it outside the operation range.											
• *1: Sound pressure level:											
– These are the measured values in the manufacturer's anechoic chamber.											
– Because of the surrounding sound environment, the sound levels measured in actual installation conditions might be higher than the specified values here.											
• *2: Available on Google Play™ store or on App Store®. Optional WLAN Adapter is also required. For details, refer to the setting manual.											

3. Wireless LAN control (for KMCF, KMCG, KMCG-B, KETF, KETF-B, KGTF, KGTG, and KNCA)

By installing mobile app on a smart device, several functions can be controlled from outside the house.

3-1. System requirement

Before using this function, prepare the following items:

- **Wireless router:**

Wireless LAN standard	IEEE802.11b/g/n
Frequency bands*	<ul style="list-style-type: none"> • U.S.A., Canada: 2.4 GHz (1ch—11ch) • Other countries: 2.4 GHz (1ch—13ch)
Network security standard	<ul style="list-style-type: none"> • Open • WEP • WPA (PSK) • WPA2 Personal (PSK) • WPS for same-LAN registration

*: Usable only in the country or region where you purchased the product.

To check whether your wireless router complies with the network security standards listed above, refer to the operation manual.

- **Smartphone:**

App-compliant operating system	iOS	Check the latest version of supported OS at Google Play store or App Store.
	Android™	

- **AIRSTAGE Mobile (mobile application):**

Mobile app is available on Google Play store or on App Store.

After installation of mobile app, user registration is required. For user registration and setup information, refer to Setting Manual attached with the product.

For the latest version of the wireless LAN control manuals, refer to the following web site.

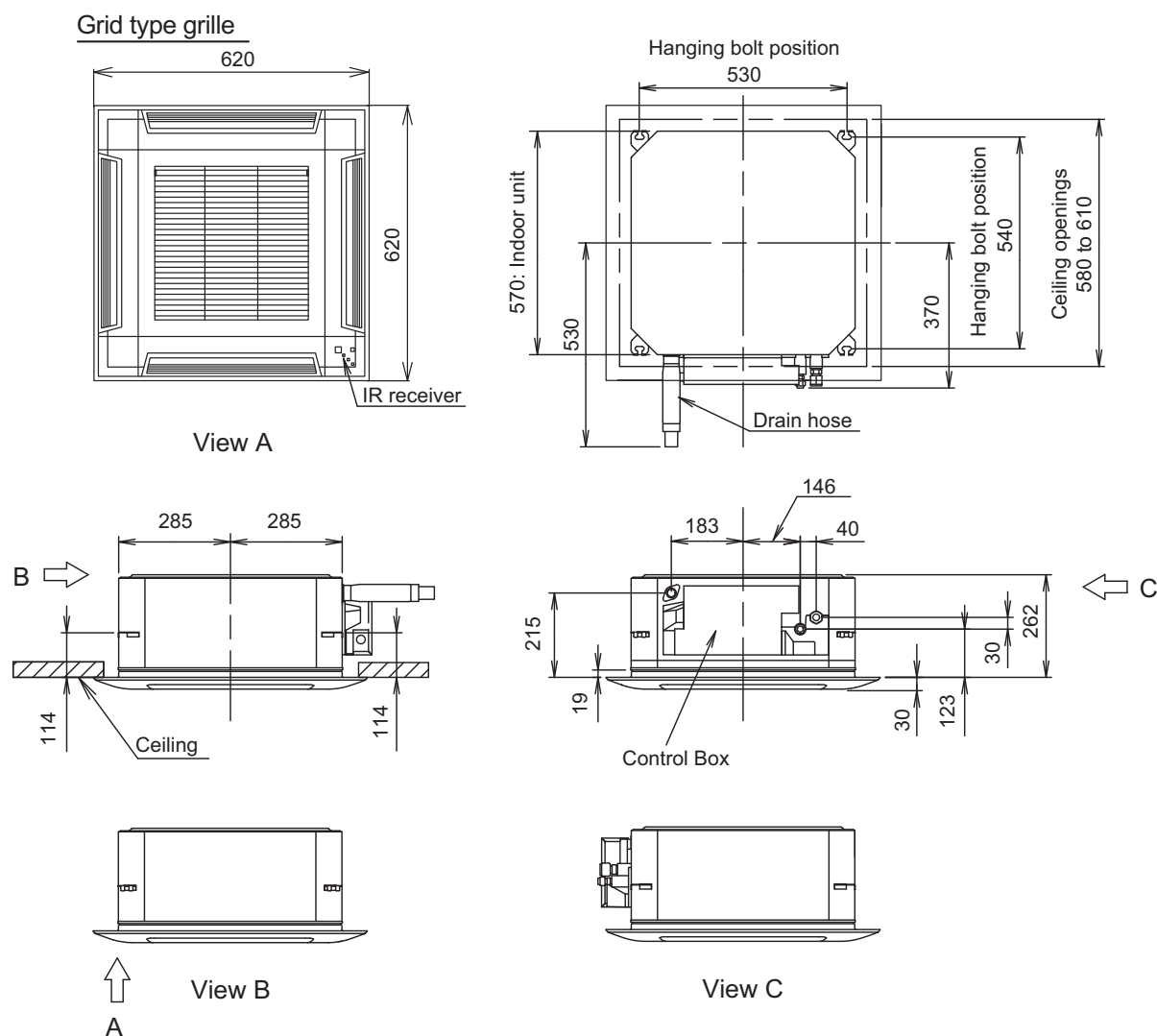
<https://www.fujitsu-general.com/global/support/>

4. Dimensions

4-1. Compact cassette type

■ Models: AUXG07-18KVLA

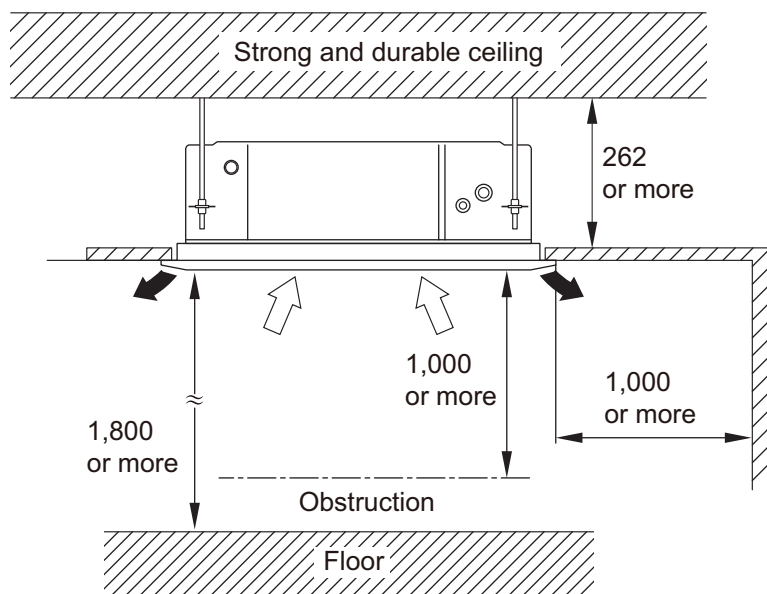
Unit: mm



● Installation space requirement

Provide enough clearance for product safety.

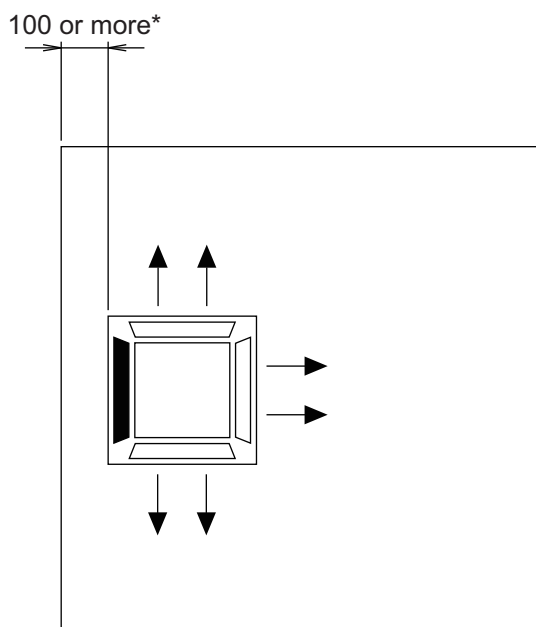
Unit: mm



Maximum height from floor to ceiling (Unit: mm)		
	07 and 09 models	12 or larger models
Standard	2,700	
High ceiling	—	3,000

● 3-way direction setting

Unit: mm



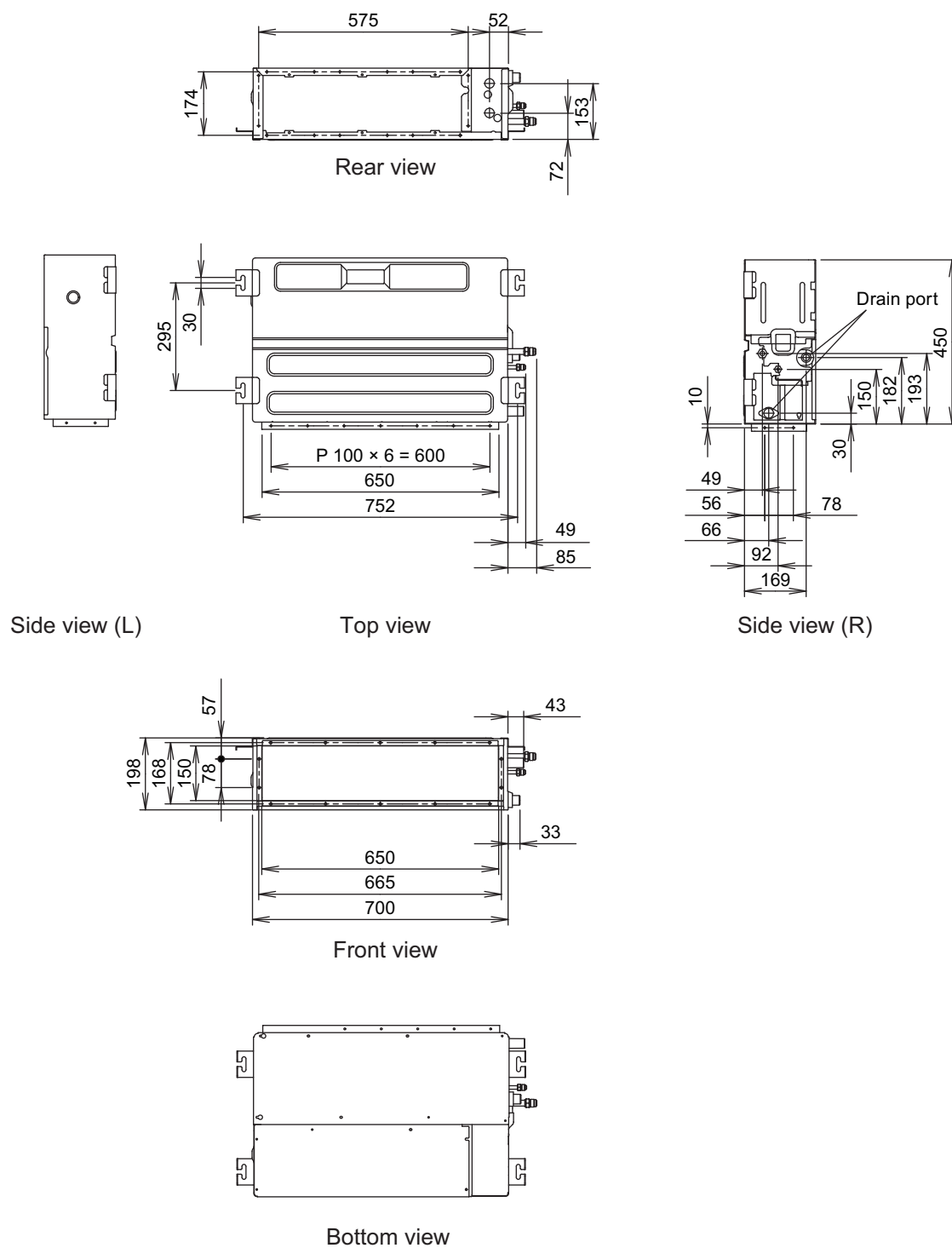
NOTES:

- To set "3-direction", optional Air Outlet Shutter Plate (UTR-YDZB) must be installed, and the "outlet-direction" need to be switched to "3-way" by remote controller.
*When installing the indoor unit, be careful about the maintenance space.
- In 3-way outlet mode, changing of ceiling height setting by function setting 20 is prohibited. (Ceiling height setting [function setting 20] is allowed to be changed only in 4-way outlet mode.)

4-2. Mini duct type

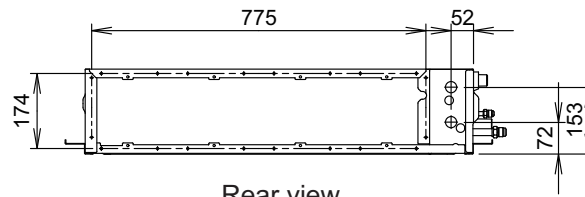
■ Models: ARXG07-14KSLAP

Unit: mm

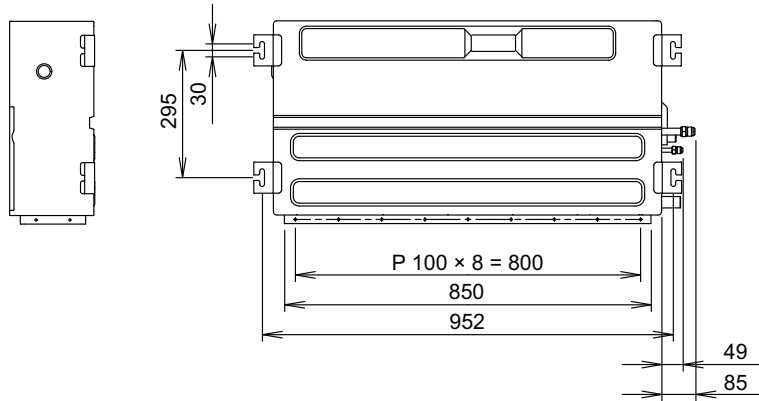


Model: ARXG18KSLAP

Unit: mm

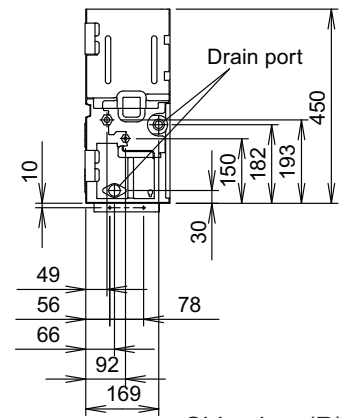


Rear view

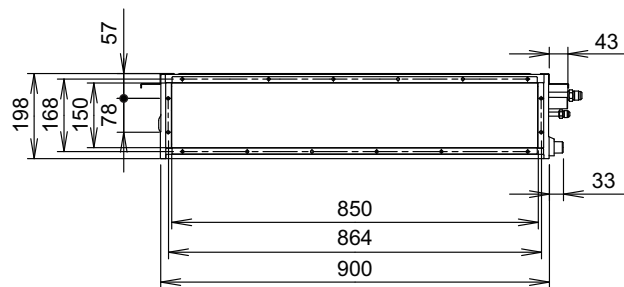


Side view (L)

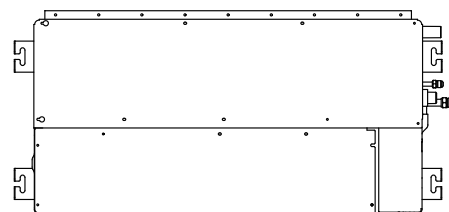
Top view



Side view (R)



Front view

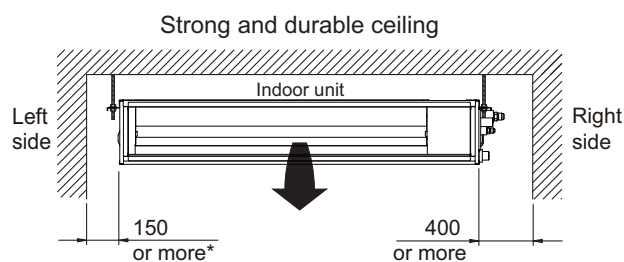


Bottom view

● Installation space requirement

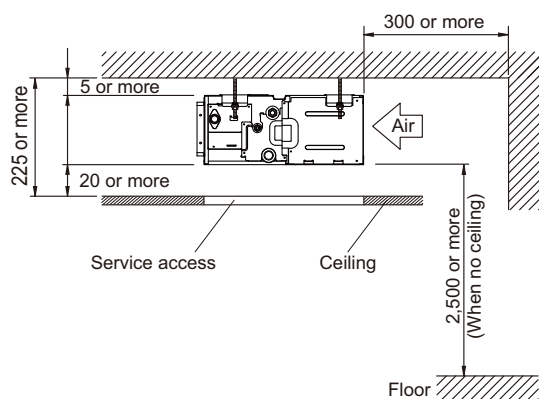
Provide sufficient installation space for product safety.

Unit: mm

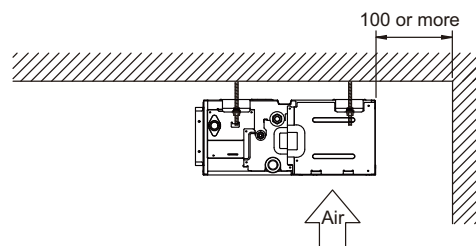


*: 400 or more when drain from drain pipe

• When intaking air from back:



• When intaking air from bottom:

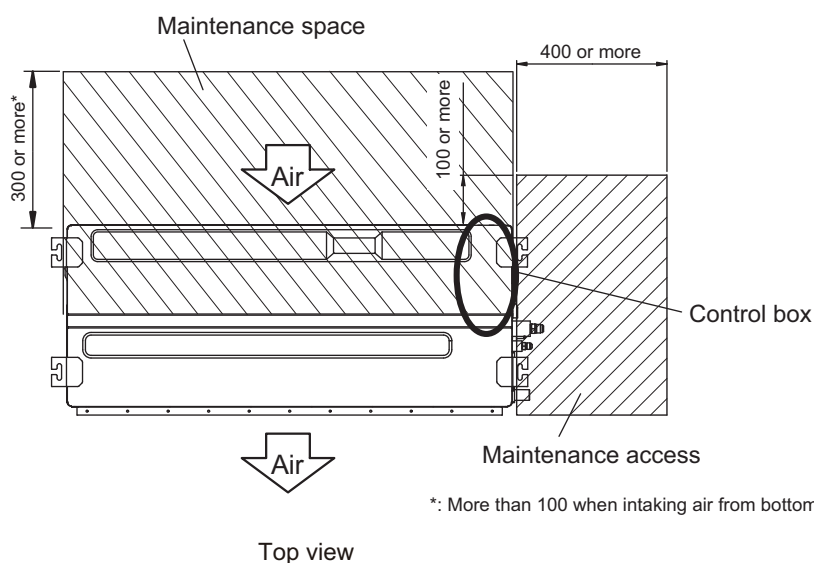


● Maintenance space requirement

Provide enough clearance for efficient maintenance.

NOTE: Do not place wiring or illumination in the maintenance space, as they impede maintenance work.

Unit: mm

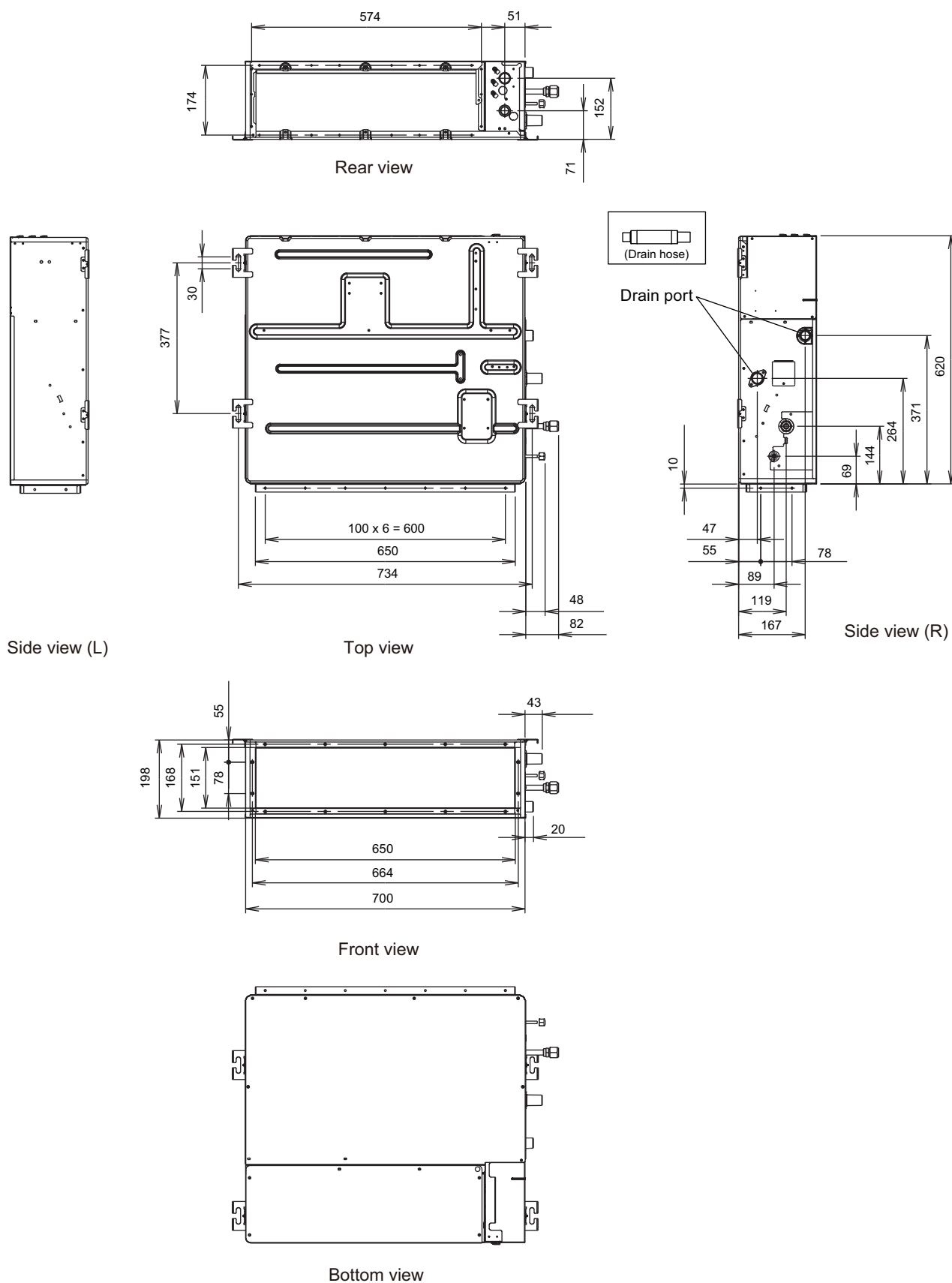


*: More than 100 when intaking air from bottom

4-3. Slim duct type

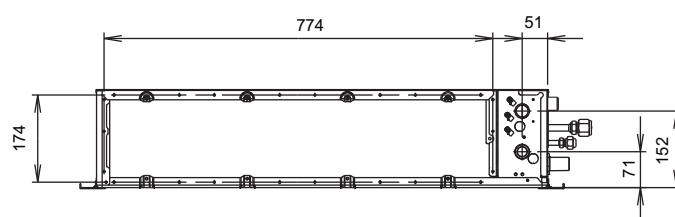
■ Models: ARXG07-14KLLAP

Unit: mm

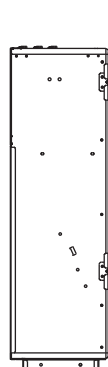


■ **Model: ARXG18KLLAP**

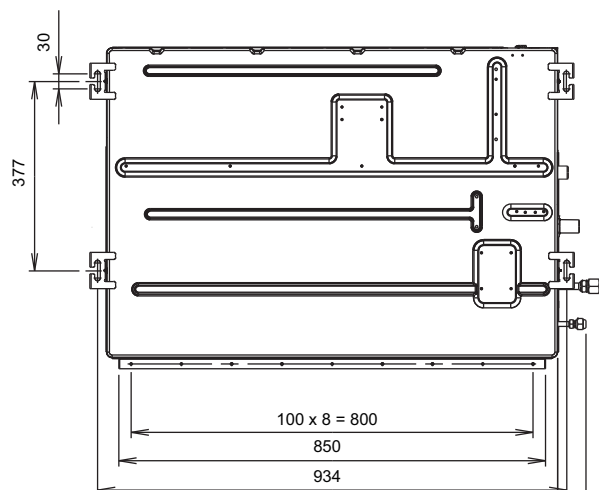
Unit: mm



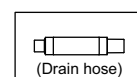
Rear view



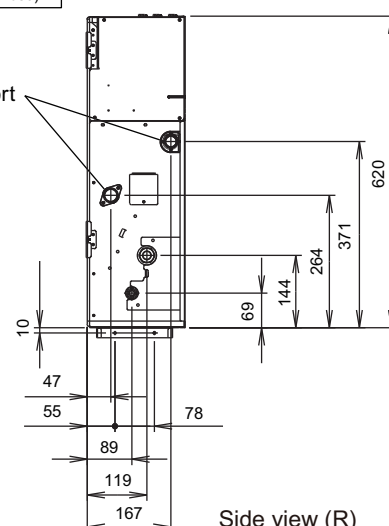
Side view (L)



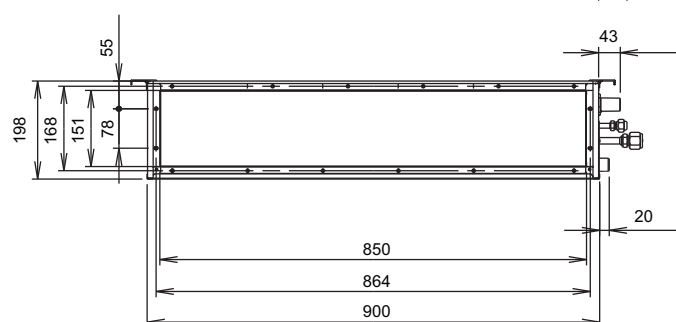
Top view



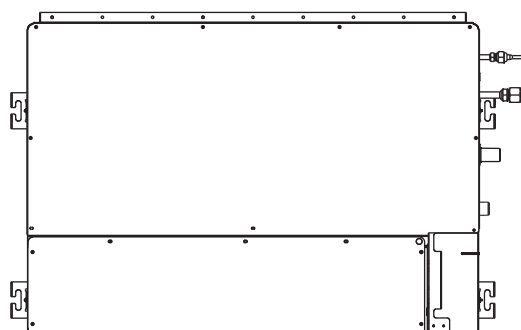
Drain port



Side view (R)



Front view

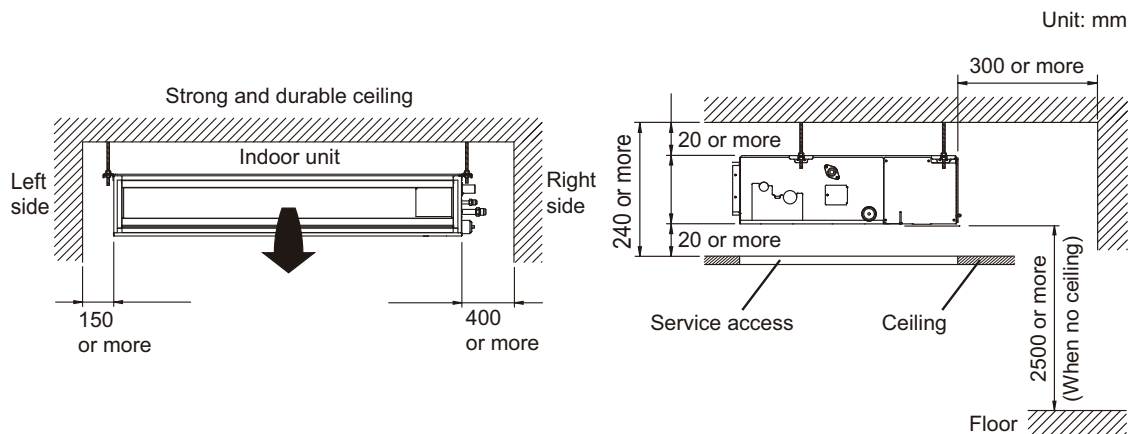


Bottom view

● Installation space requirement

Provide sufficient installation space for product safety.

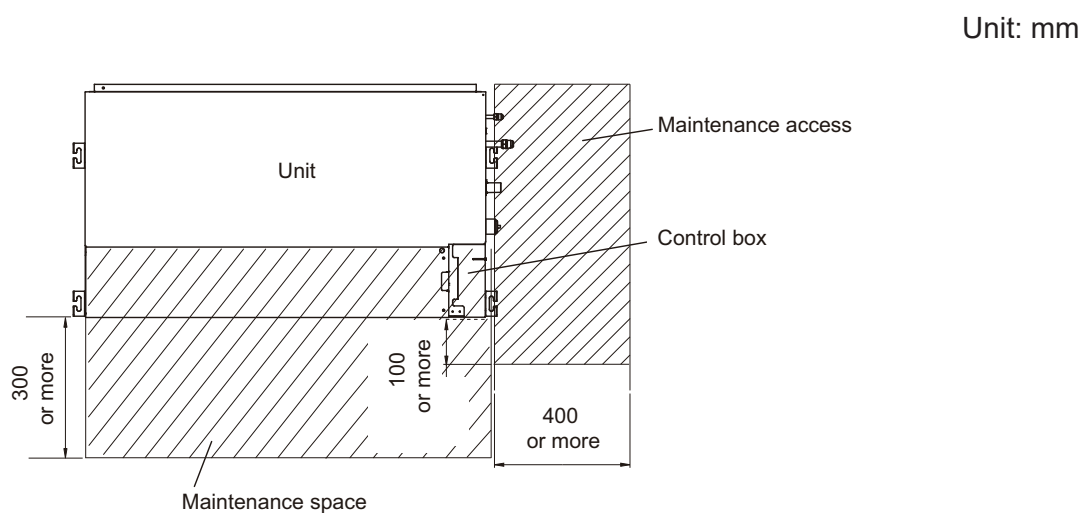
In ceiling-concealed installations:



● Maintenance space requirement

Provide enough clearance for efficient maintenance.

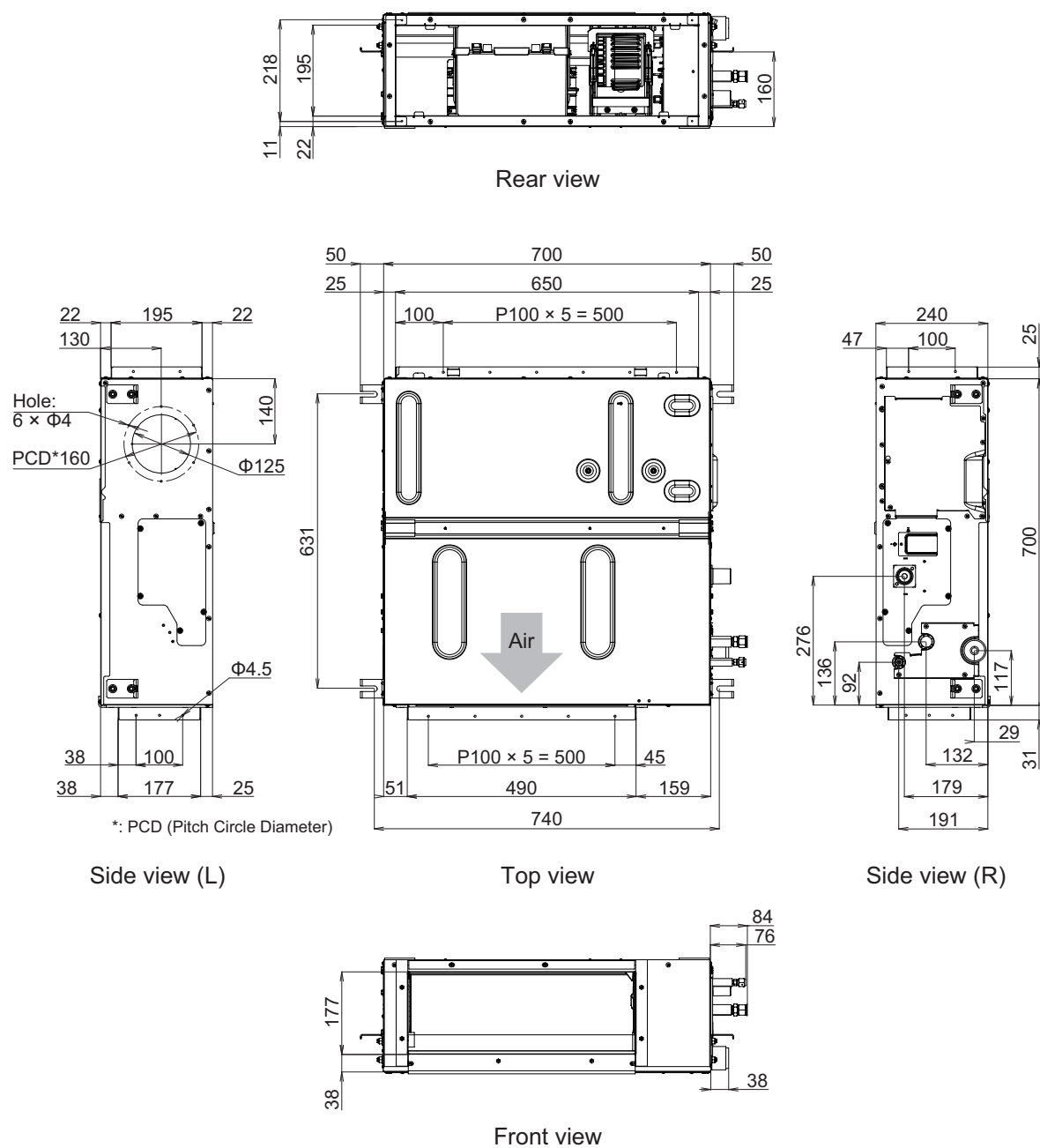
NOTE: Do not place wiring or illumination in the maintenance space, as they impede maintenance work.



4-4. Medium static pressure duct type

■ Models: ARXH12-18KMTAP

Unit: mm

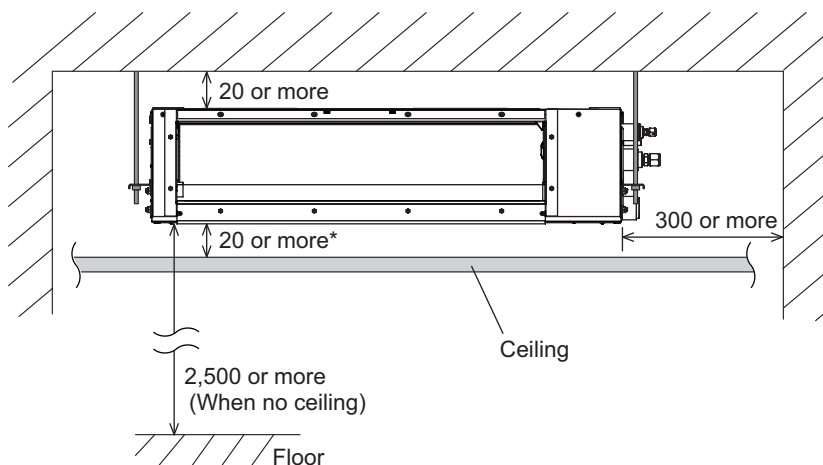


● Installation space requirement

Provide enough clearance for product safety.

NOTE: The detailed component shape depends on the model.

Unit: mm



*: According to the distance between the ceiling and the unit, the construction plan of the maintenance access differs.

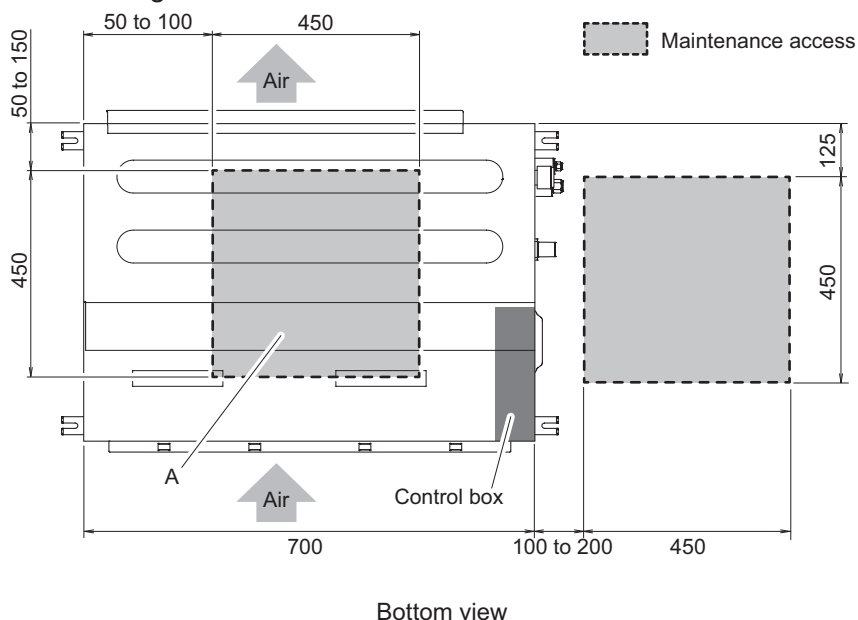
● Maintenance space requirement

Provide one or two maintenance accesses for the fan units and the filters or the inspections of the control box, drain pump, and the other parts.

Numbers and the sizes of the maintenance accesses differ according to the distance between the ceiling and the unit as follows.

Unit: mm


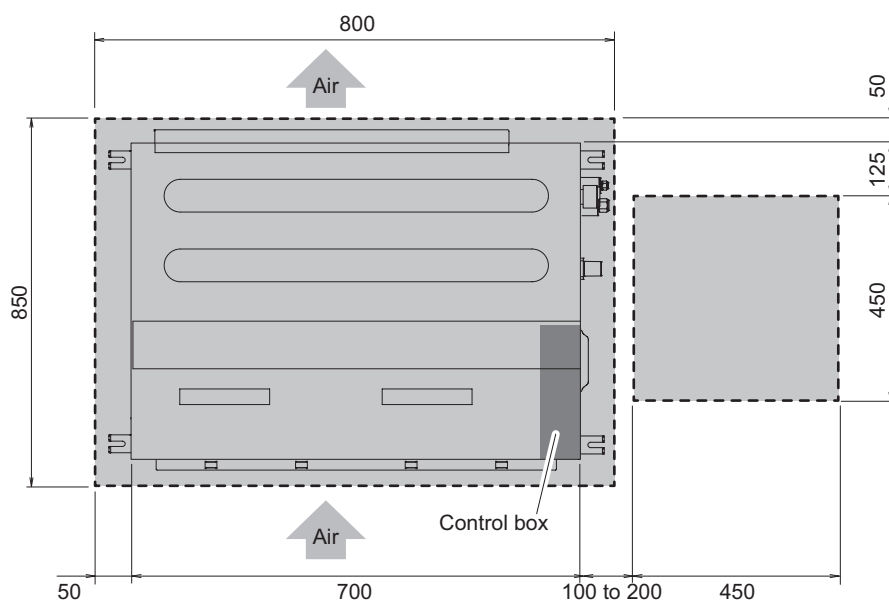
- Distance between the ceiling and the unit is 300 or more:



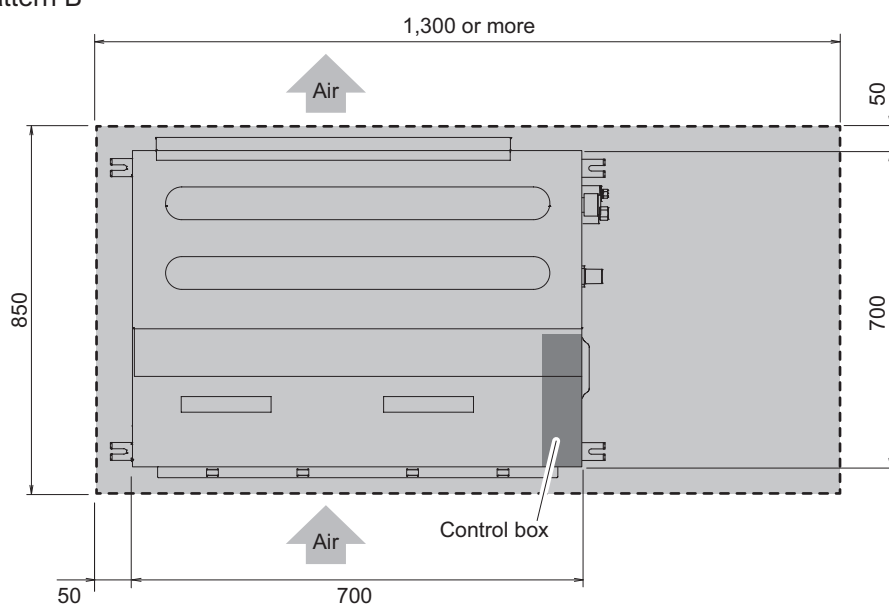
NOTE: If there is sufficient working space between the indoor unit and the ceiling plate, the maintenance access under the unit (A) is not necessary.

- Distance between the ceiling and the unit is from 20 to 300:
Choose one of these methods to set up the maintenance access.

Pattern A

 Maintenance access


Pattern B

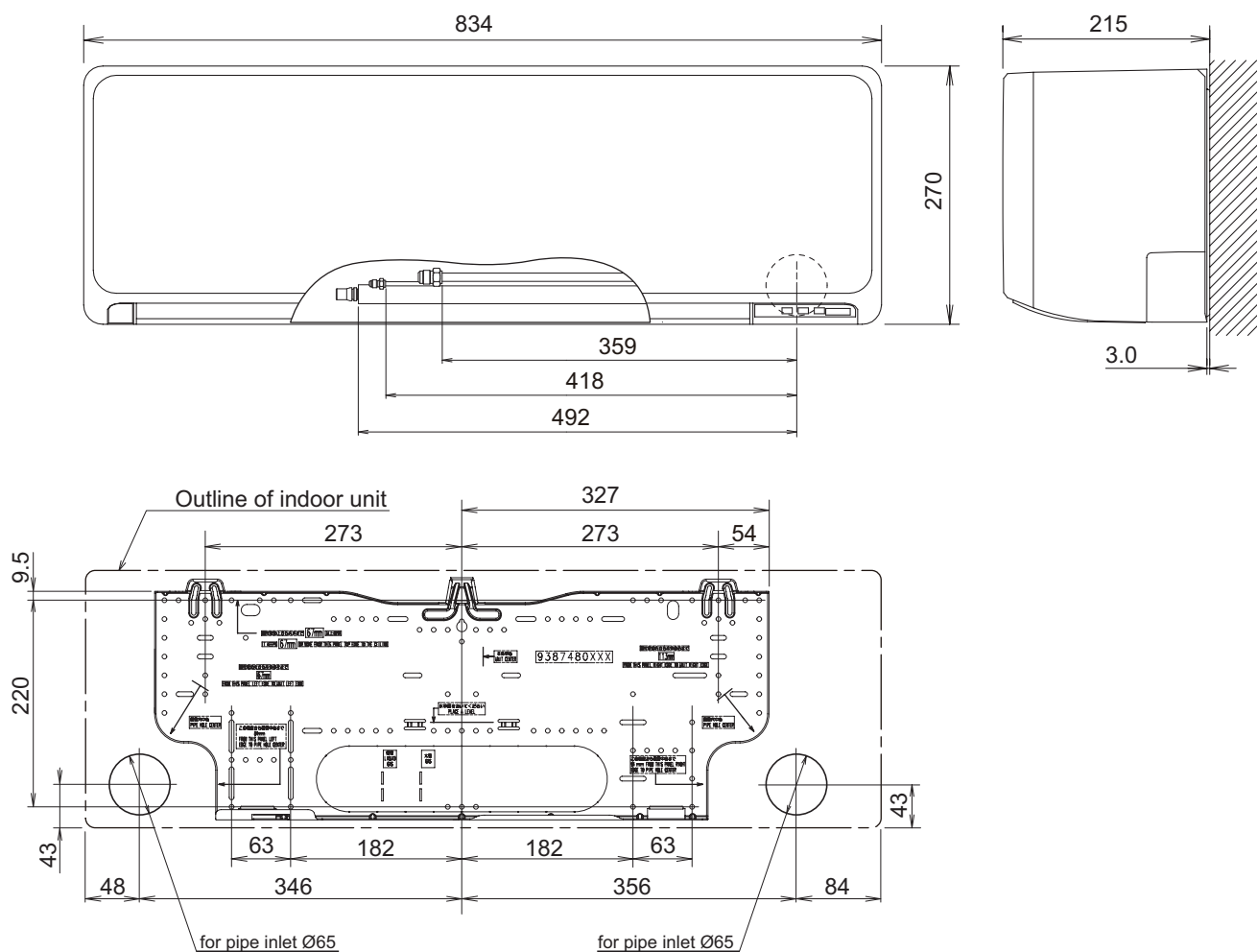


Bottom view

4-5. Wall mounted type

■ Models: ASHG07-14KMTB and ASHG07-14KMCC

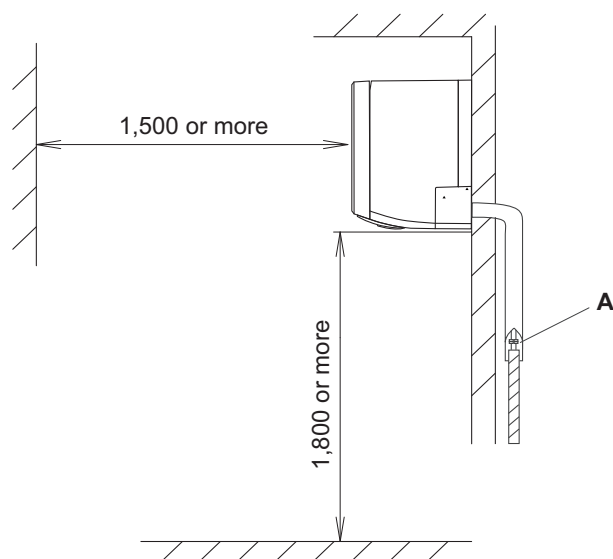
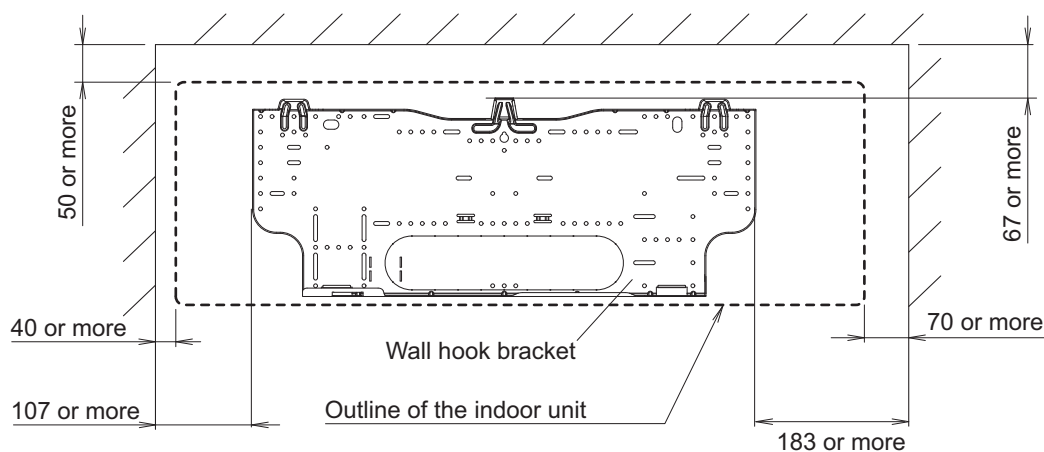
Unit: mm



● Installation space requirement

Provide sufficient installation space for product safety.

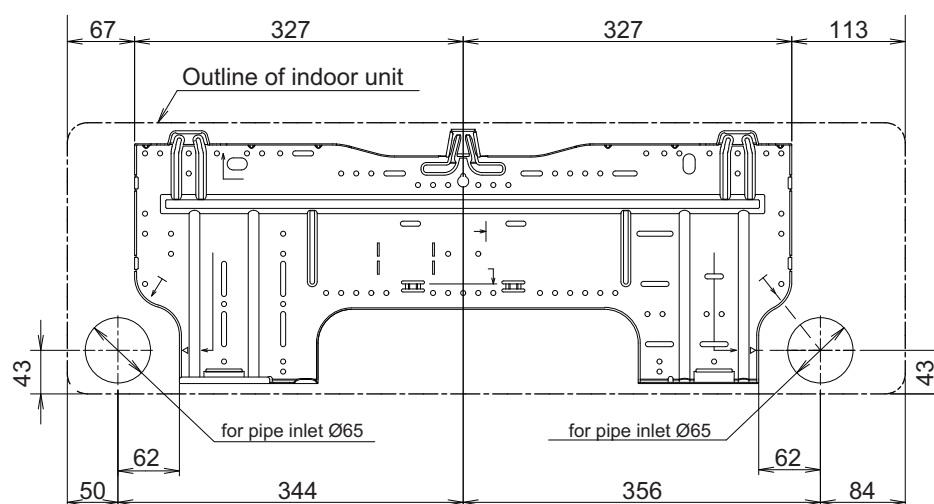
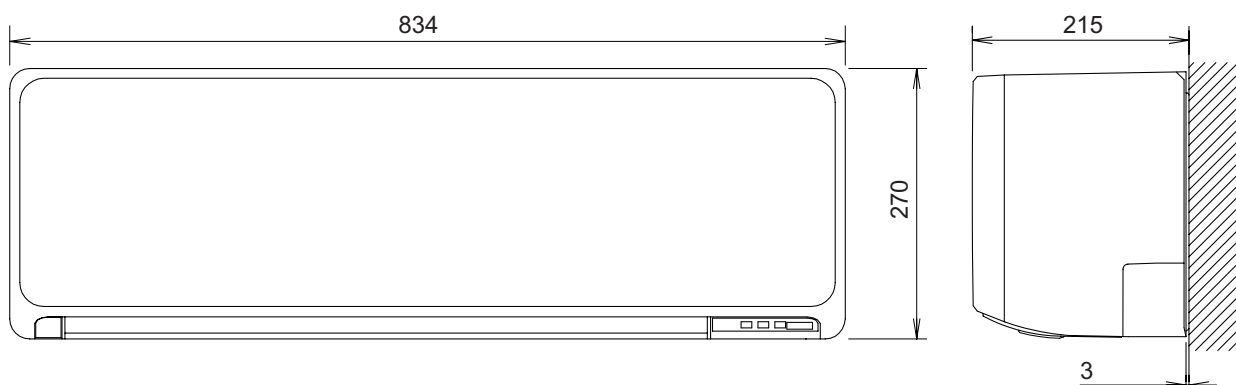
Unit: mm



A: Install so that the flare connection part is outdoors.

■ **Models: ASHG07-14KMCE, ASHG07-14KMCF, ASHH07-14KMCG, ASHH07-14KMCG-B, and ASHH07-14KMCH-B**

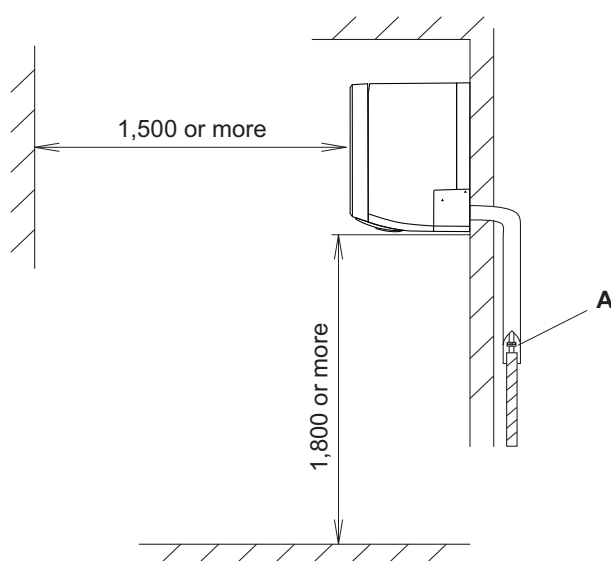
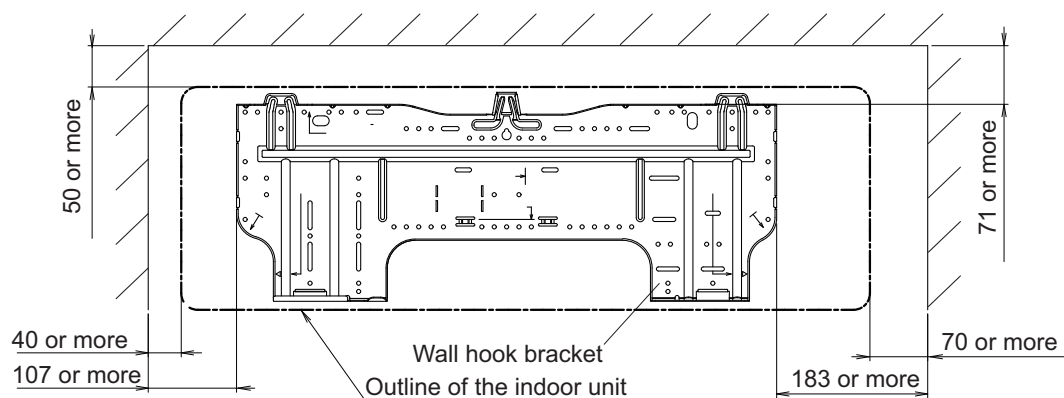
Unit: mm



● Installation space requirement

Provide sufficient installation space for product safety.

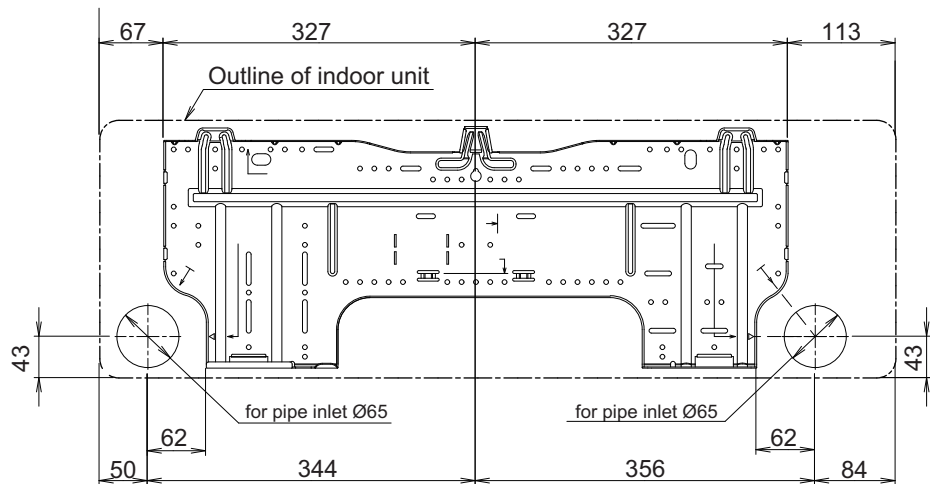
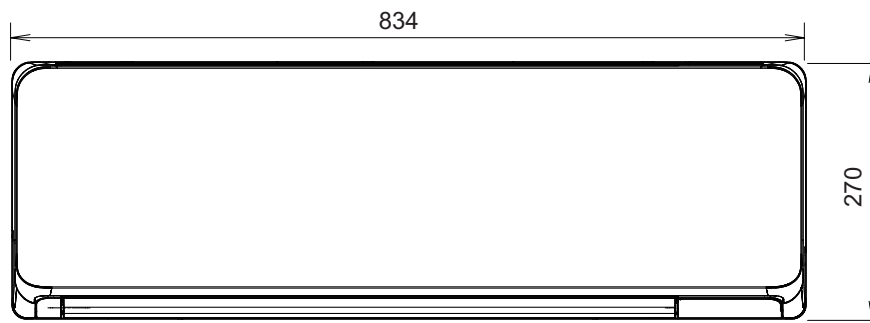
Unit: mm



A: Install so that the flare connection part is outdoors.

Models: ASHH07-14KMCH

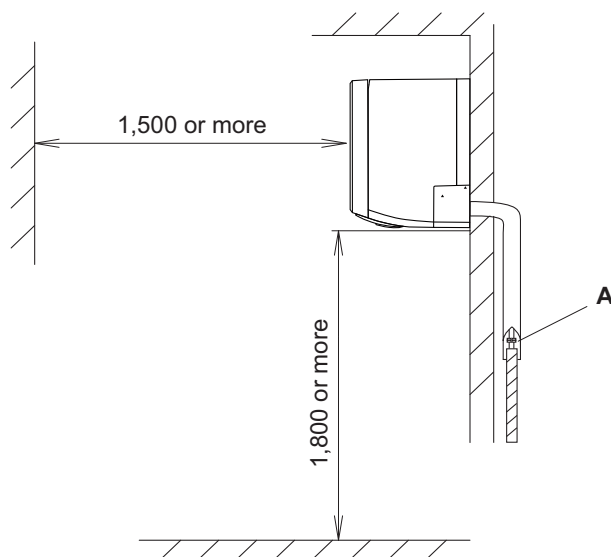
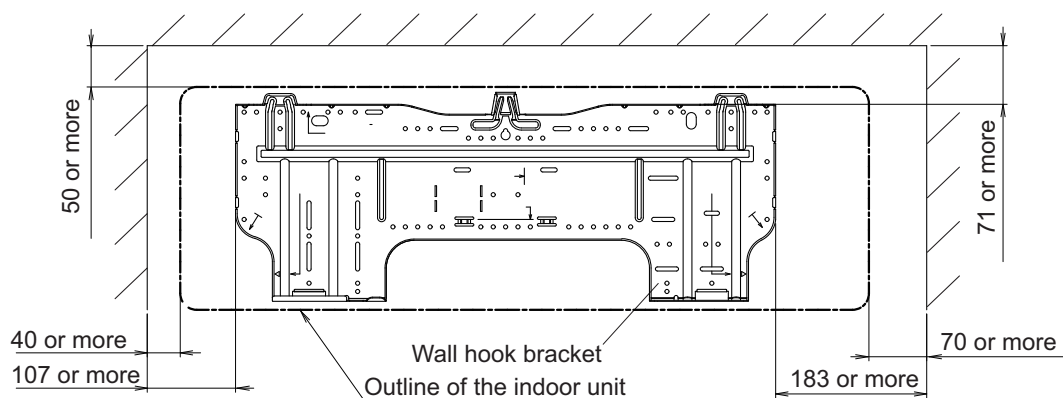
Unit: mm



● Installation space requirement

Provide sufficient installation space for product safety.

Unit: mm



A: Install so that the flare connection part is outdoors.

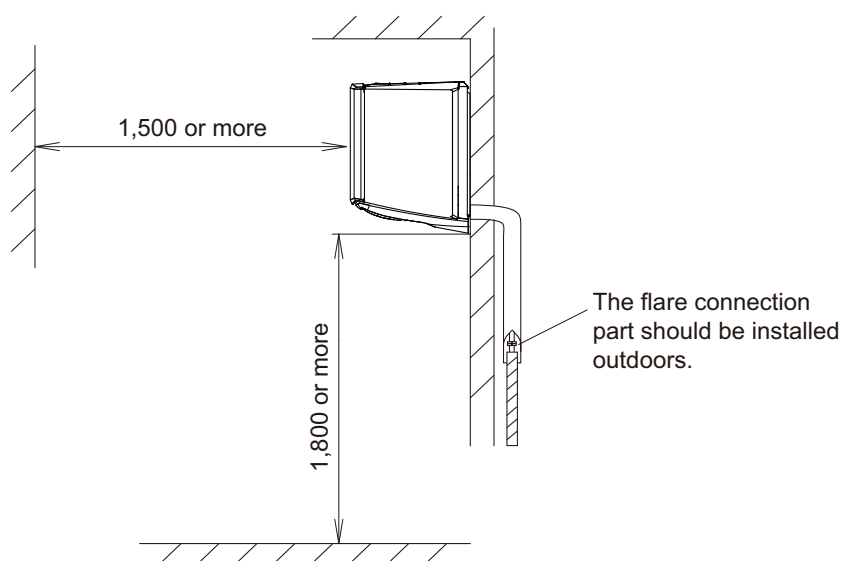
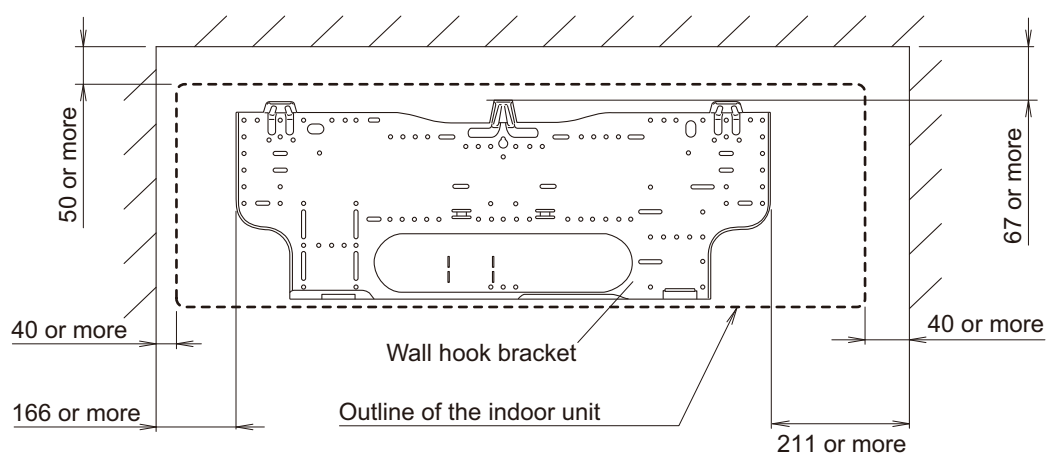
Unit: mm



● Installation space requirement

Provide sufficient installation space for product safety.

Unit: mm

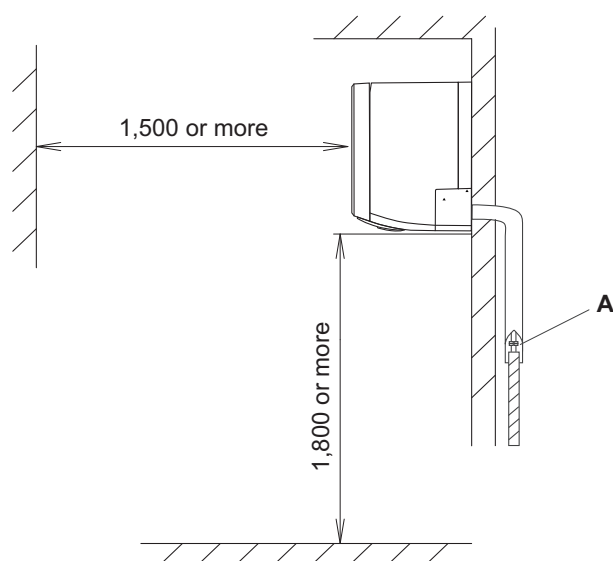
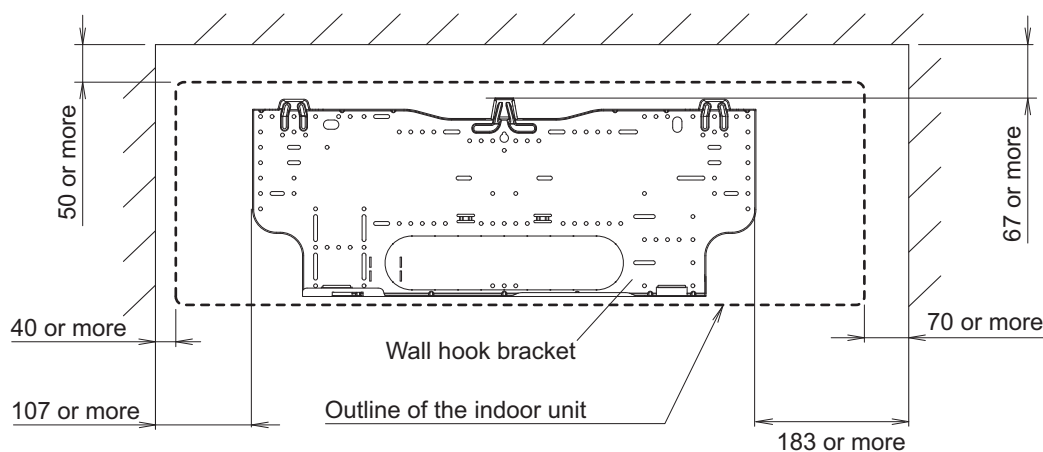


Unit: mm

● Installation space requirement

Provide sufficient installation space for product safety.

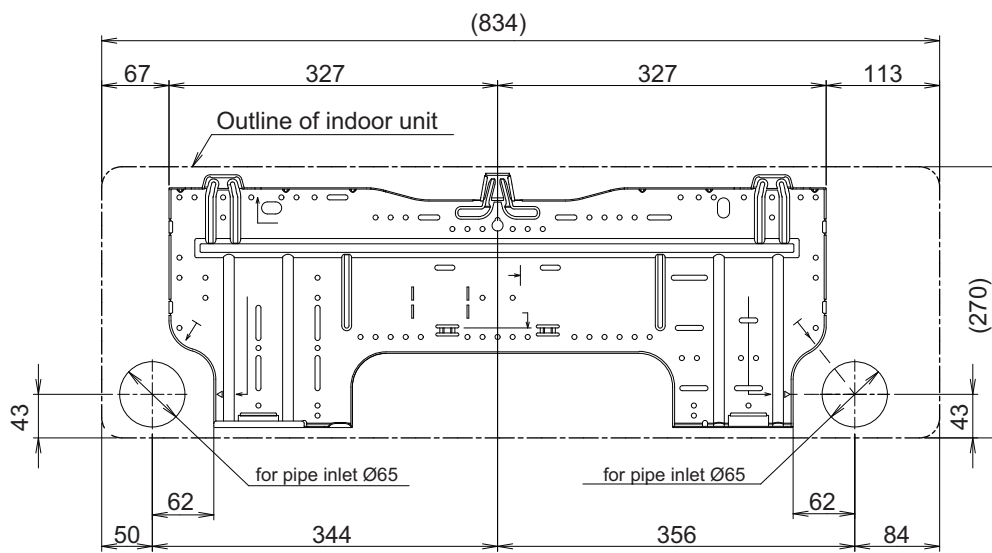
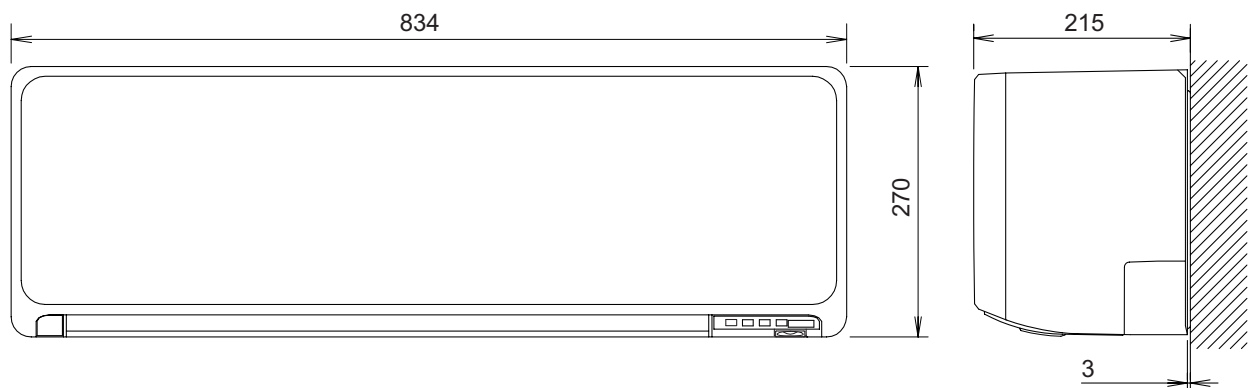
Unit: mm



A: Install so that the flare connection part is outdoors.

■ Models: ASHG07-14KGTE, ASHG07-14KGTf, ASHH07-14KGTG, and ASHH07-14KGTH

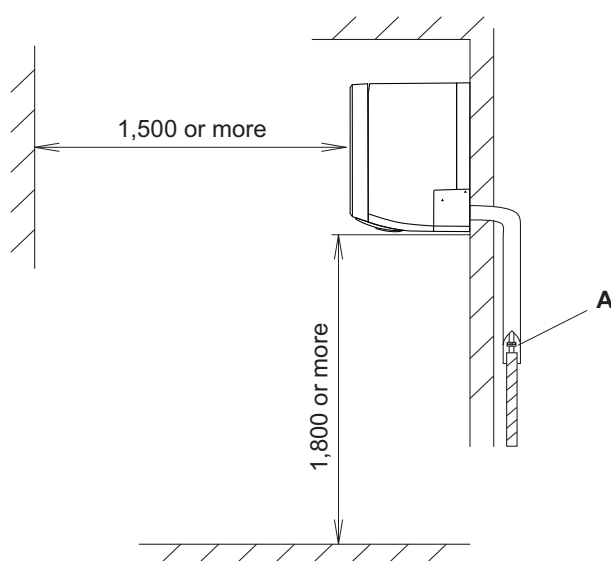
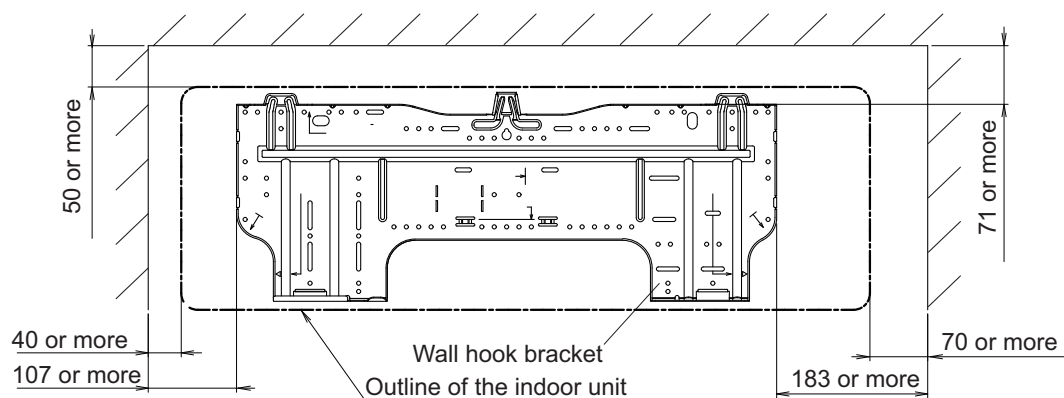
Unit: mm



● Installation space requirement

Provide sufficient installation space for product safety.

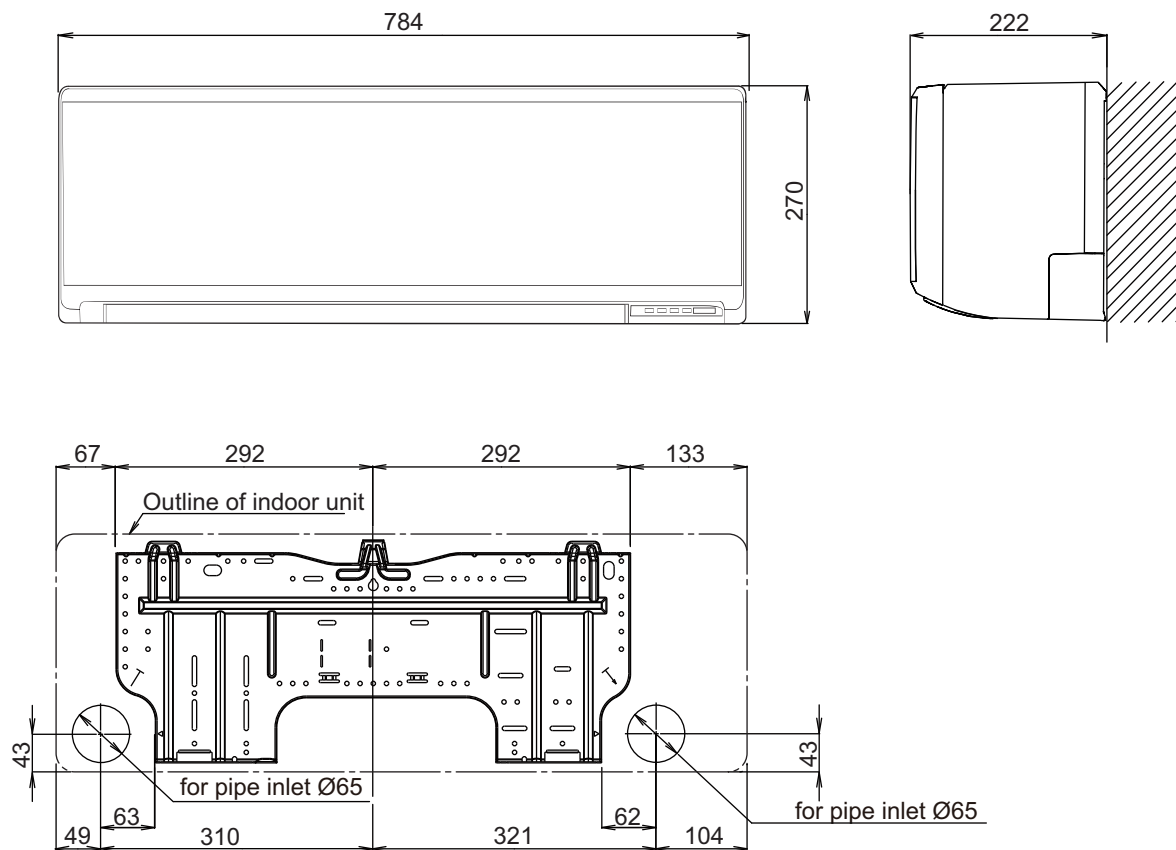
Unit: mm



A: Install so that the flare connection part is outdoors.

Models: ASHH05-12KNCA and ASHH05-12KNCH

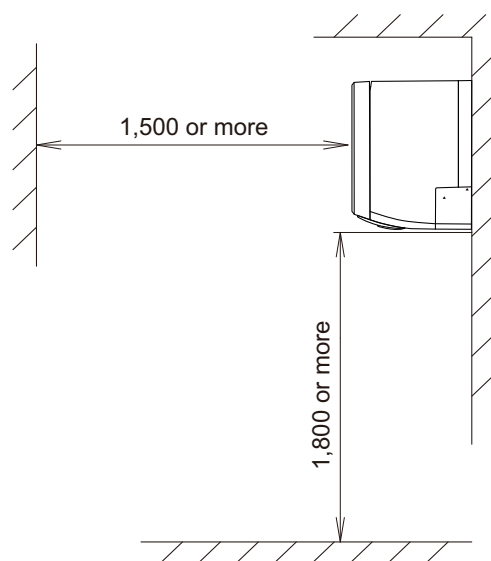
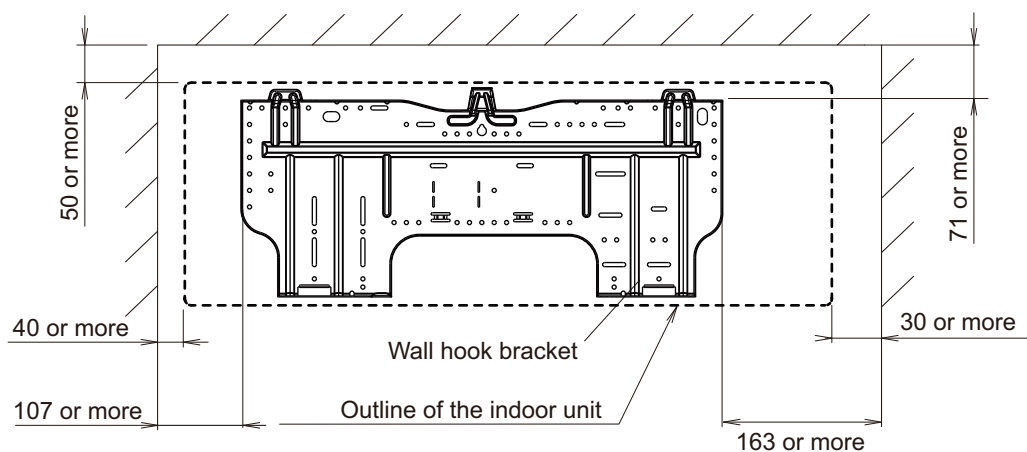
Unit: mm



● Installation space requirement

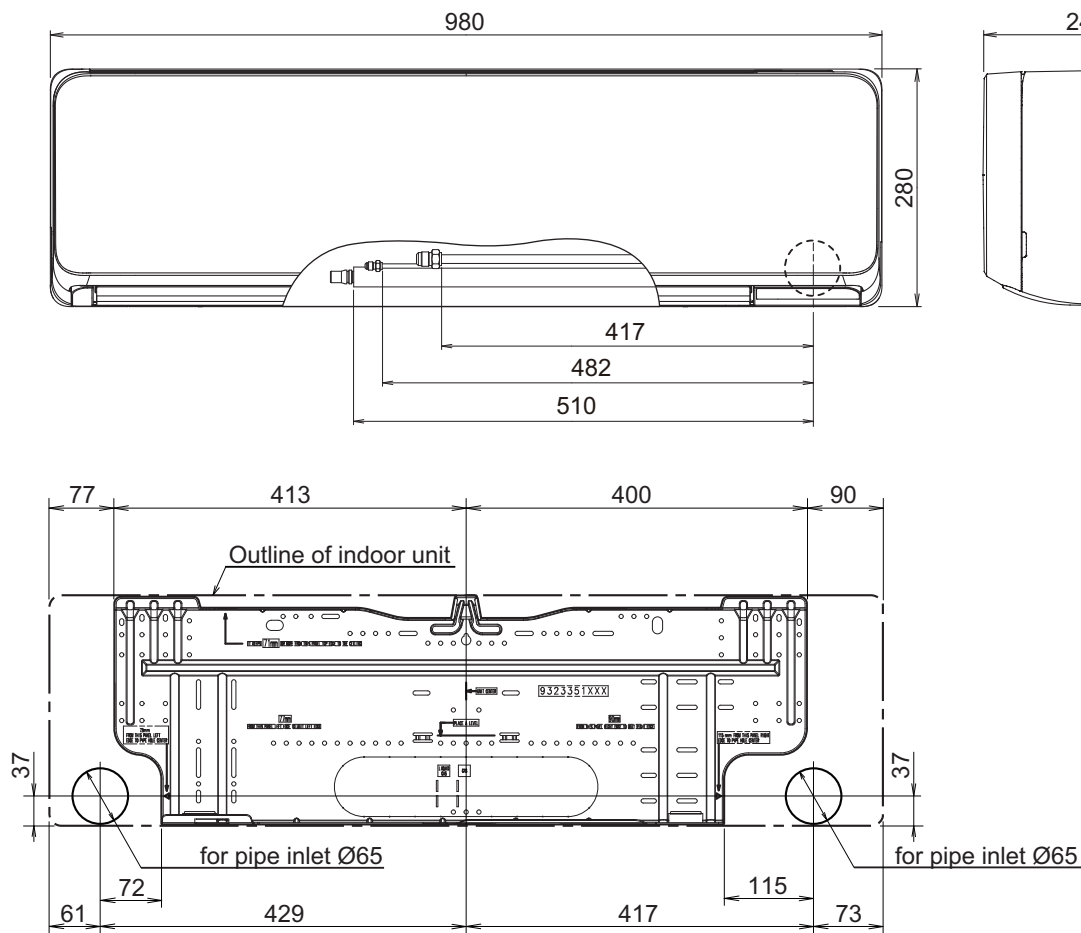
Provide sufficient installation space for product safety.

Unit: mm



■ Model: ASHG18KMTB

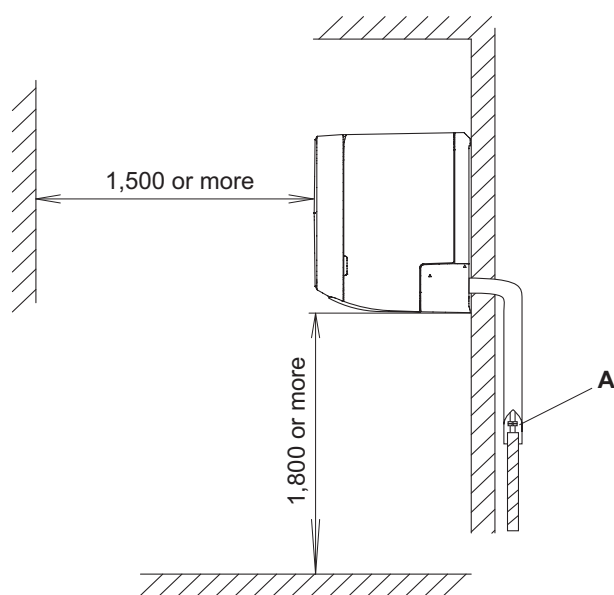
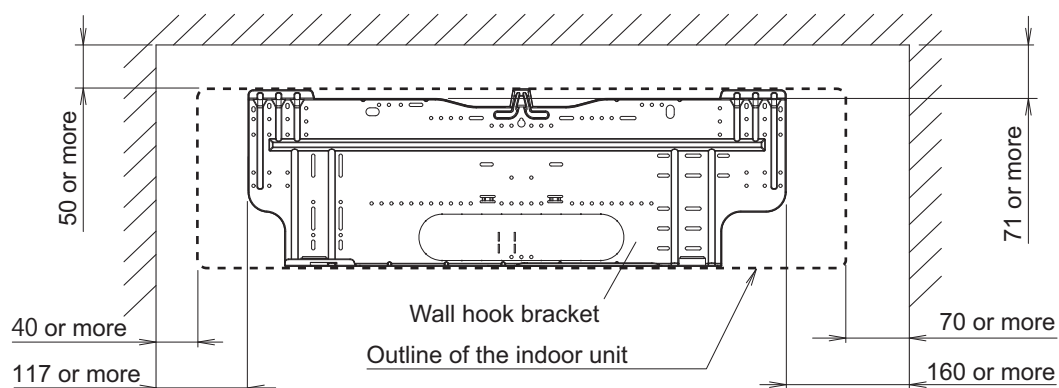
Unit: mm



● Installation space requirement

Provide sufficient installation space for product safety.

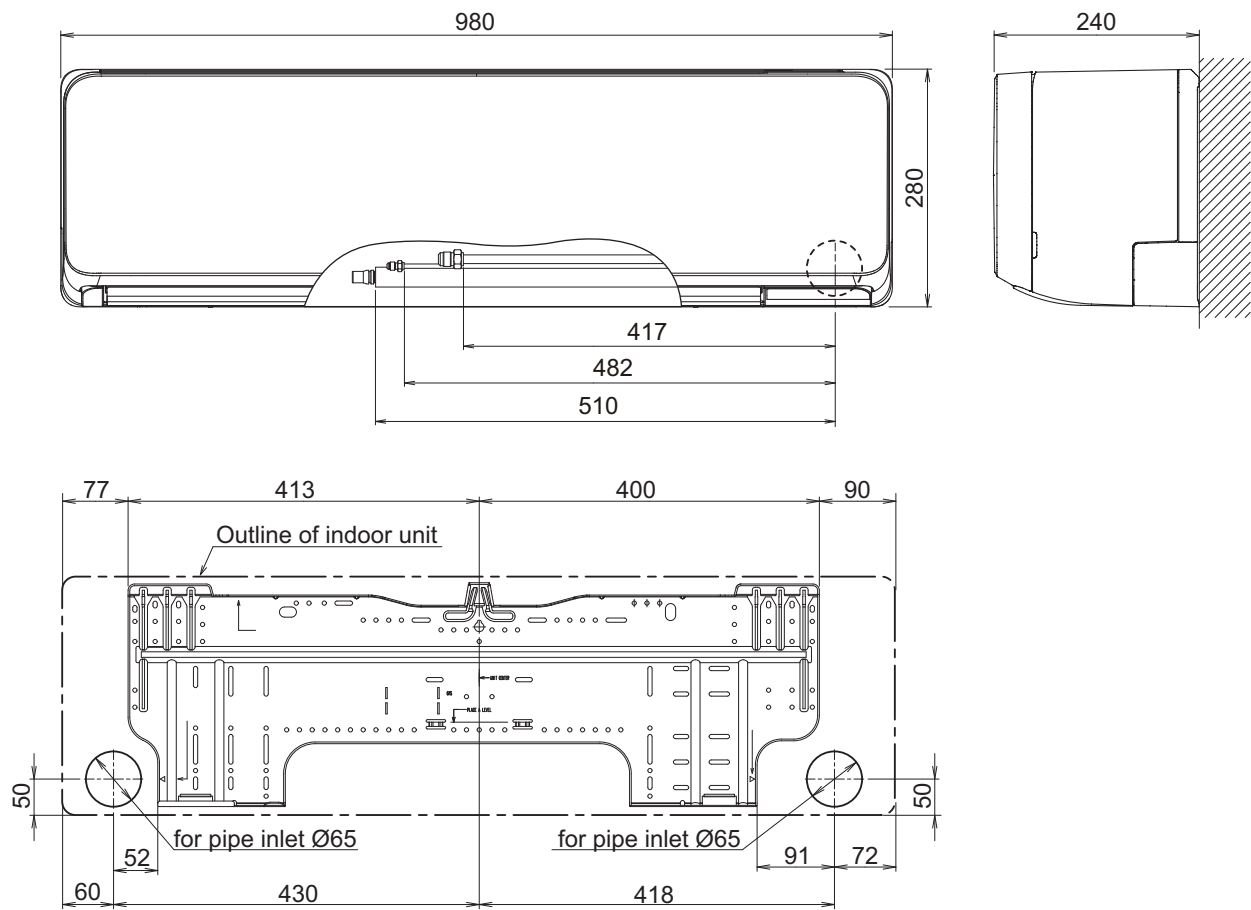
Unit: mm



A: Install so that the flare connection part is outdoors.

■ Model: ASHG18KMTE

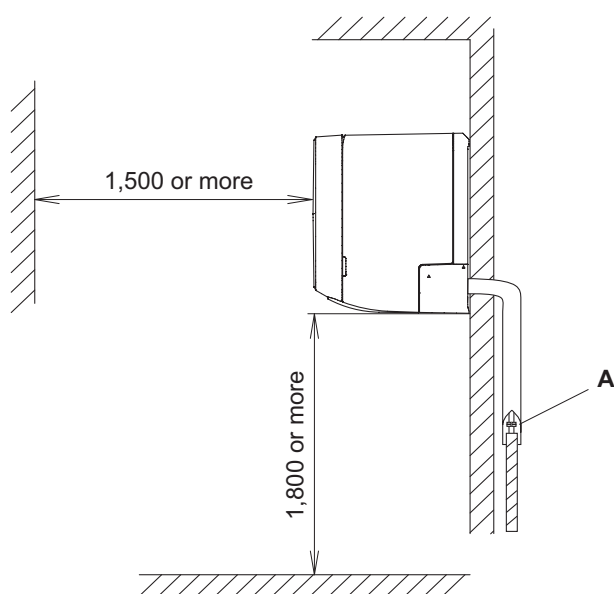
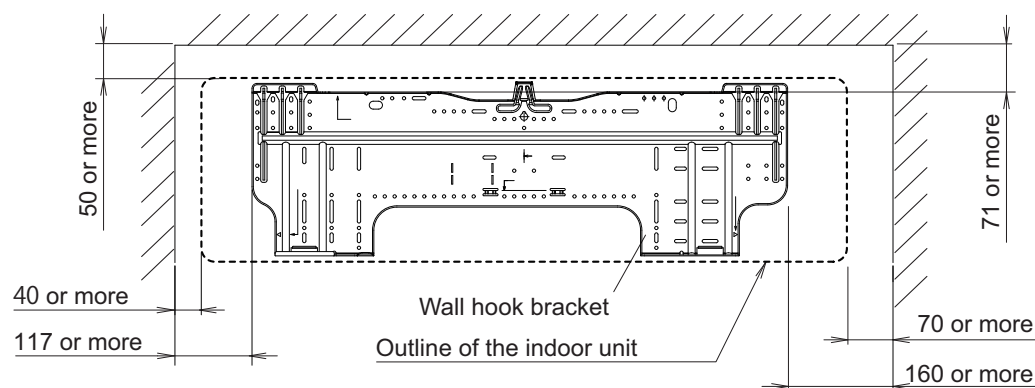
Unit: mm



● Installation space requirement

Provide sufficient installation space for product safety.

Unit: mm



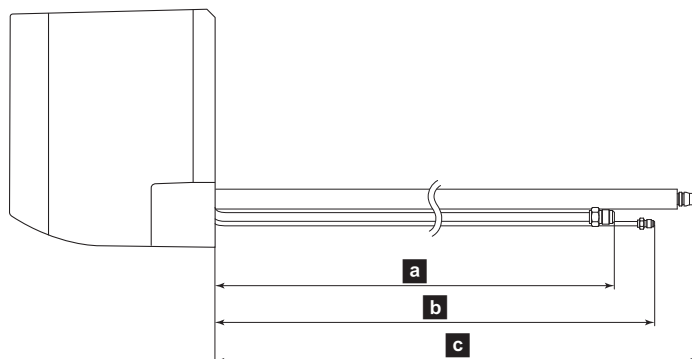
A: Install so that the flare connection part is outdoors.

■ Pipe exit length from the rear (for KMCG, KMCG-B, KMCH, KMCH-B, KGTG, KGTH, KNCA, and KNCH)

Design the system considering the length of the pipes or hose exiting from the rear of the indoor unit.

NOTE: Detailed shapes of the indoor unit and the tip of each pipe or hose may vary depending on the model.

Unit: mm

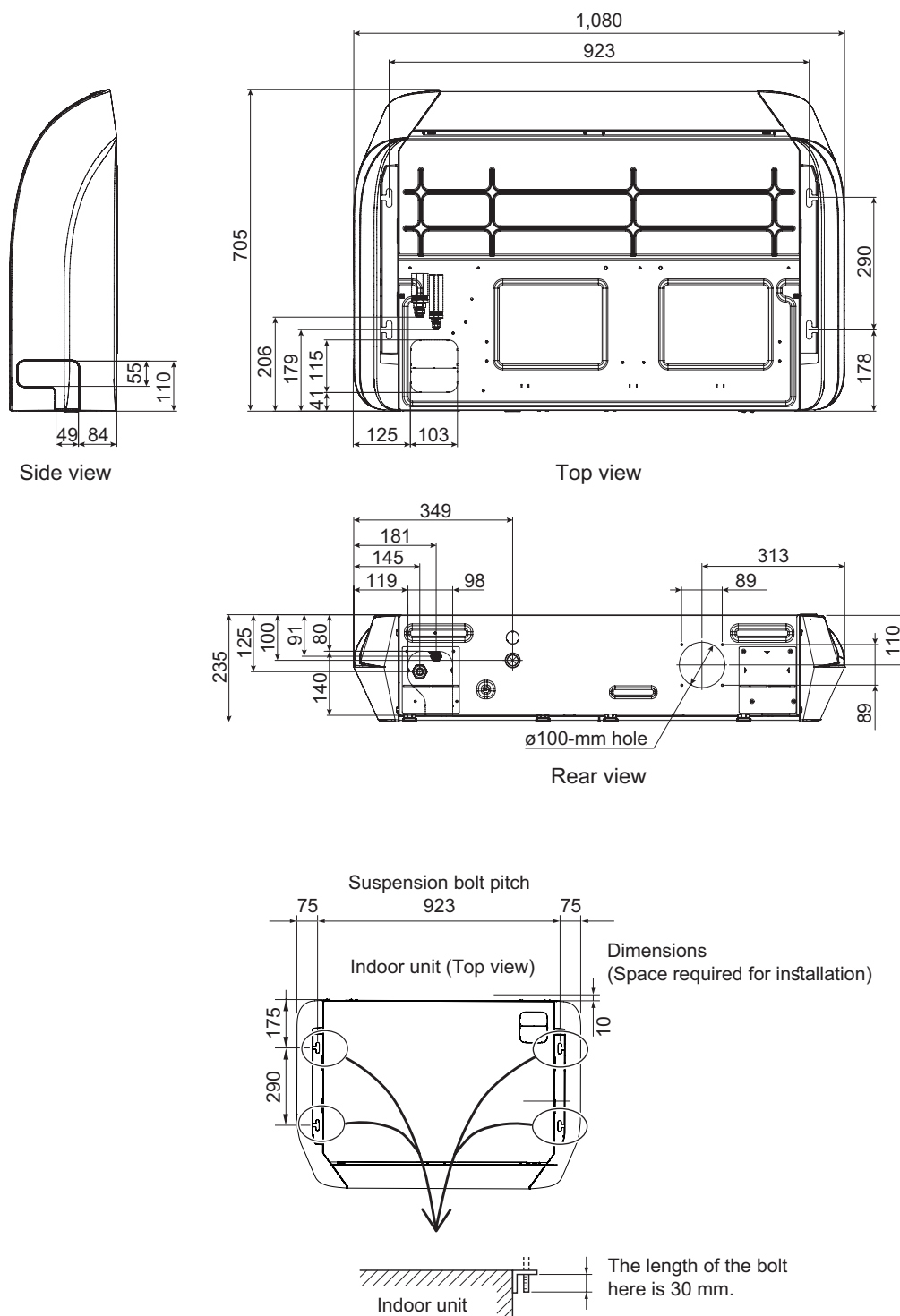


Model name	Approximate length		
	a Gas pipe	b Liquid pipe	c Drain hose
ASHH07-14KMCG ASHH07-14KMCG-B ASHH07-14KMCH ASHH07-14KMCH-B	395	435	480
ASHH07-14KGTG ASHH07-14KGTH	380	430	480
ASHH05-12KNCA ASHH05-12KNCH	380	430	485

4-6. Ceiling type

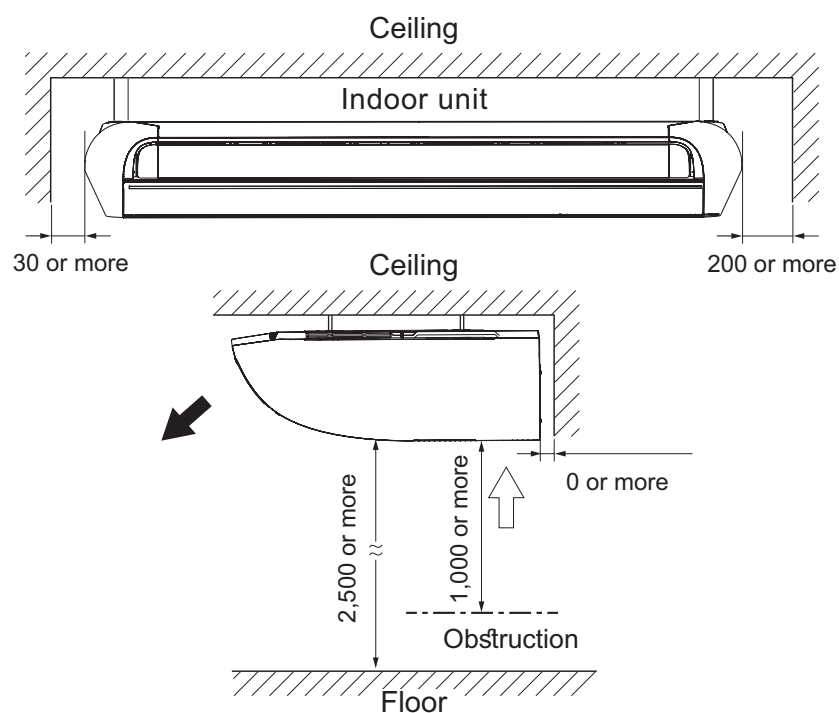
■ Model: ABHG18KRTA

Unit: mm



■ Installation space requirement

Unit: mm



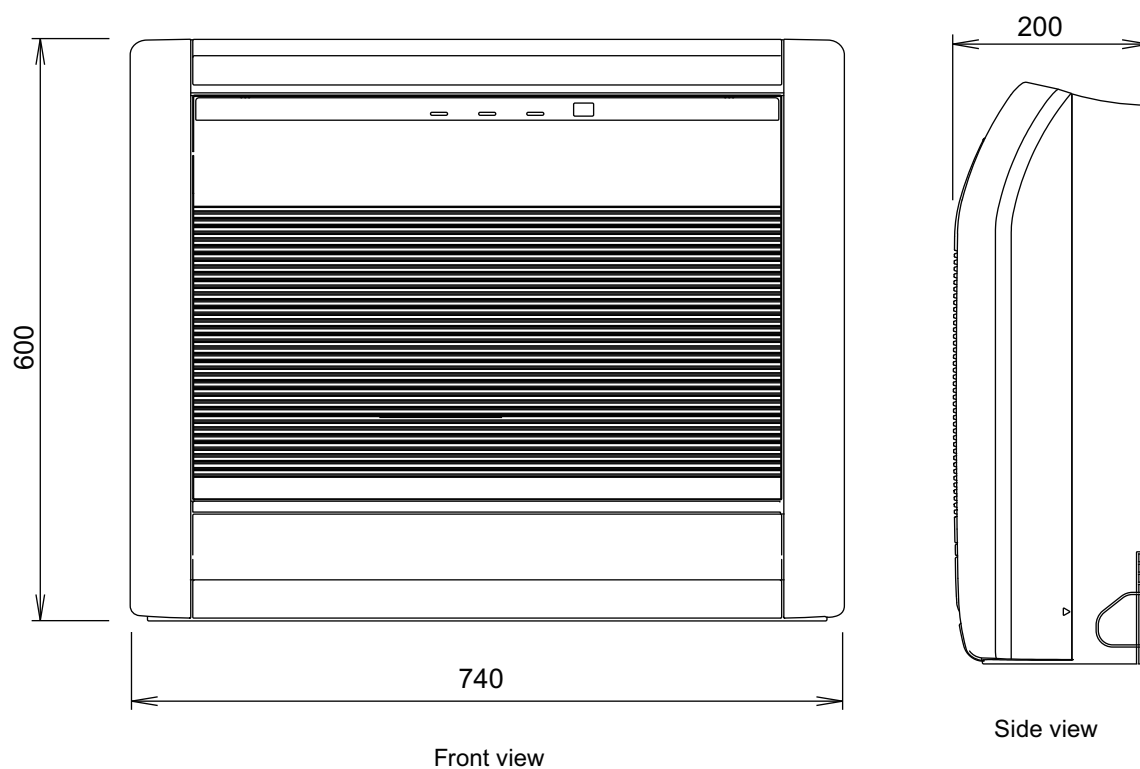
Required ceiling height varies according to the ceiling mode setting of function setting No. 20.

Ceiling height (mm)		
Ceiling mode	Standard	High ceiling
18 model	2,700	3,500

4-7. Floor type

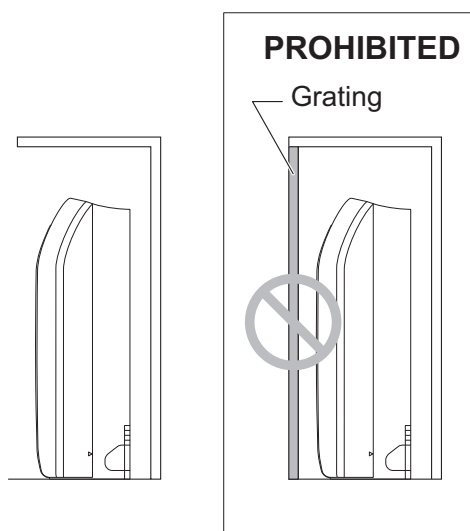
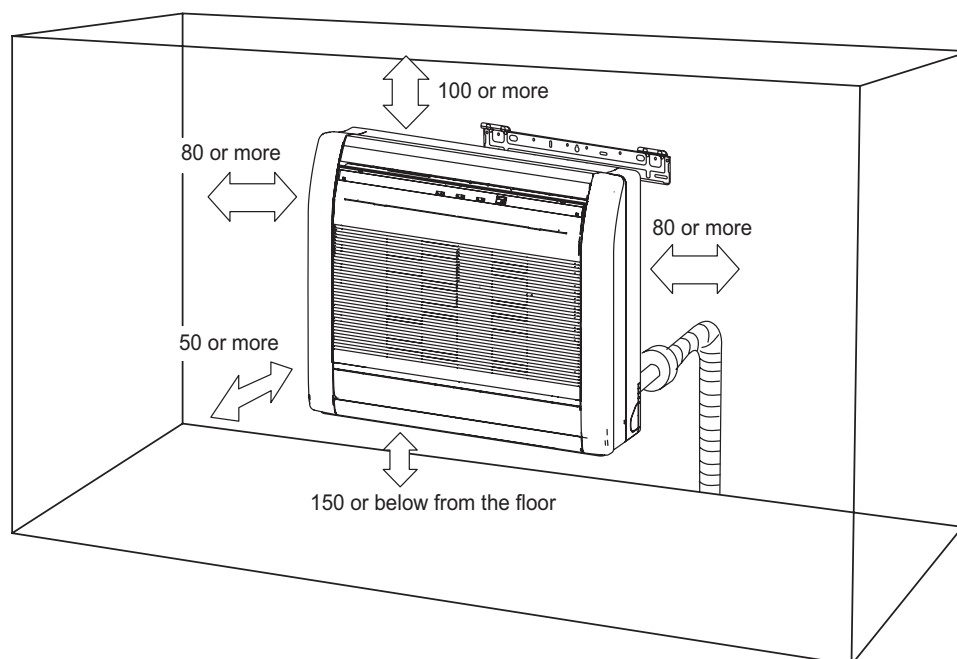
■ Models: AGHG09-14KVCA

Unit: mm



● Installation space

Unit: mm



⚠ WARNING

- The appliance shall be installed, operated and stored in a room with a floor area larger than X m².

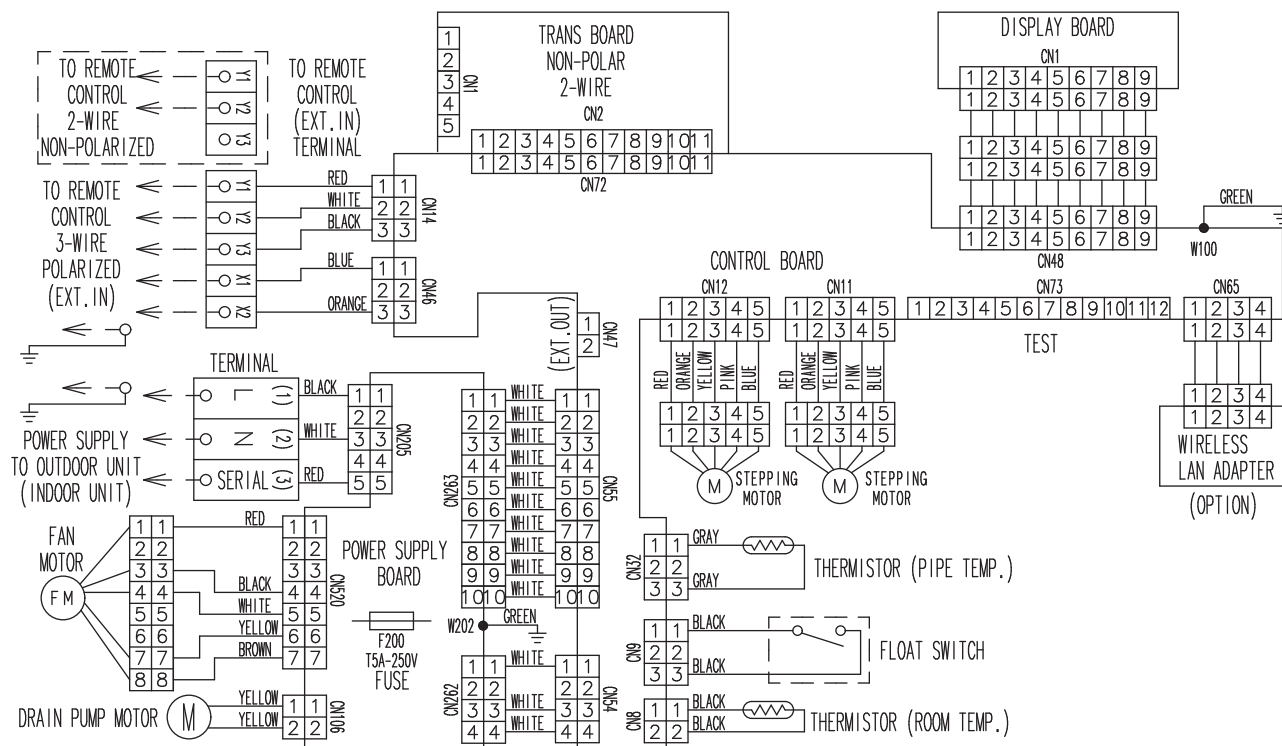
Amount of refrigerant charge M (kg)	Minimum room area X (m ²)
$M \leq 1.22$	-
$1.22 < M \leq 1.23$	12.99
$1.23 < M \leq 1.50$	19.31
$1.50 < M \leq 1.75$	26.28
$1.75 < M \leq 2.0$	34.33
$2.0 < M \leq 2.5$	53.63
$2.5 < M \leq 3.0$	77.23
$3.0 < M \leq 3.5$	105.12
$3.5 < M \leq 4.0$	137.29

(IEC 60335-2-40)

5. Wiring diagrams

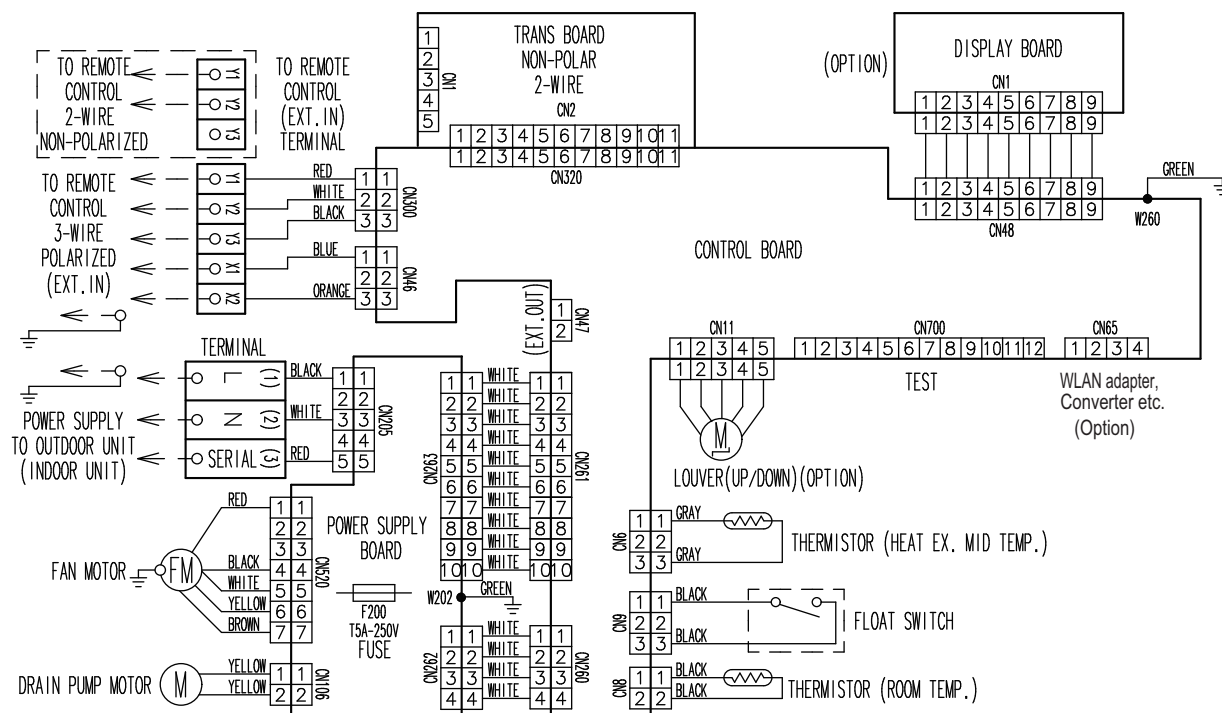
5-1. Compact cassette type

■ Models: AUXG07-18KVL

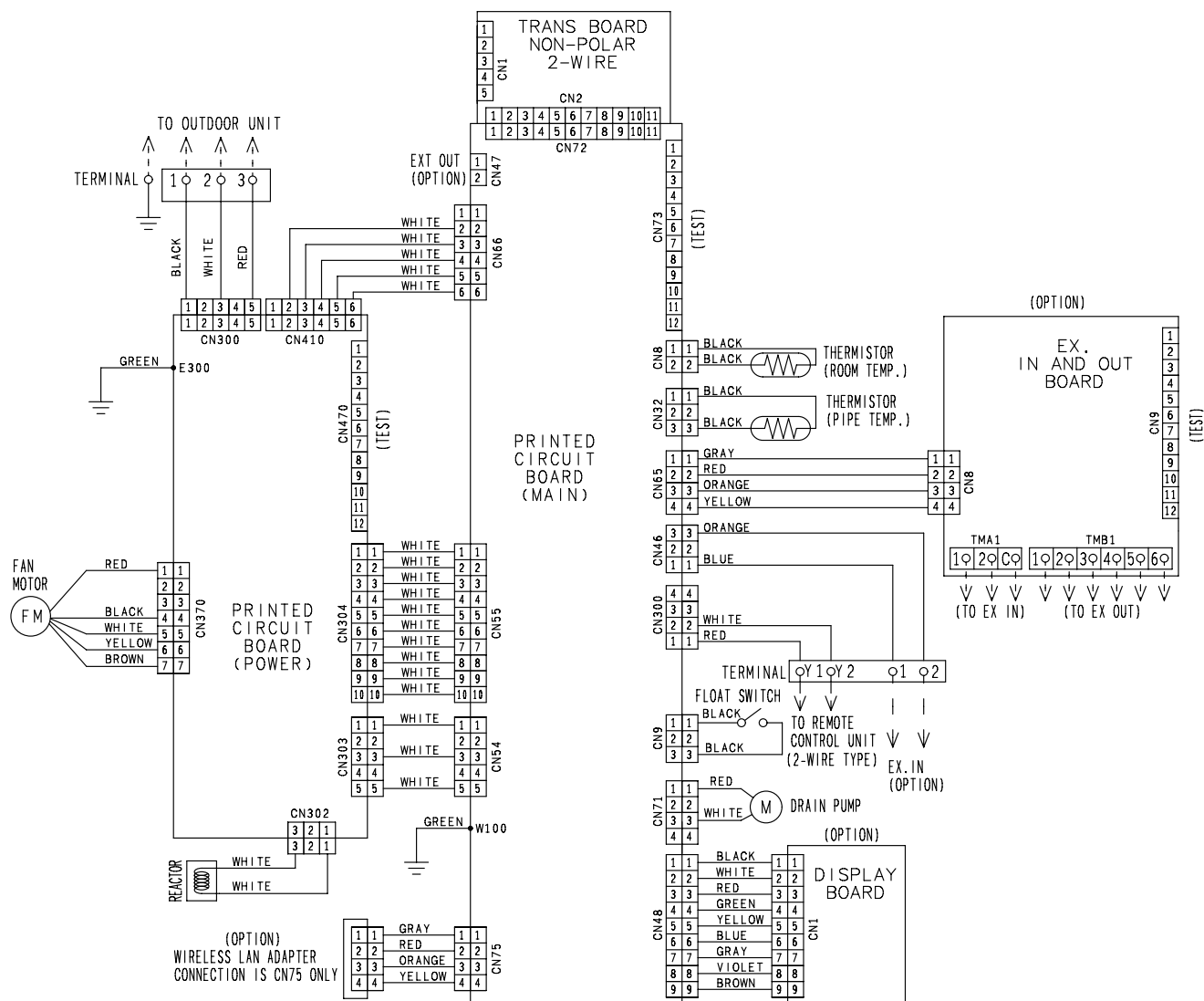


5-2. Mini duct type and Slim duct type

Models: ARXG07-18KSLAP and ARXG07-18KLLAP

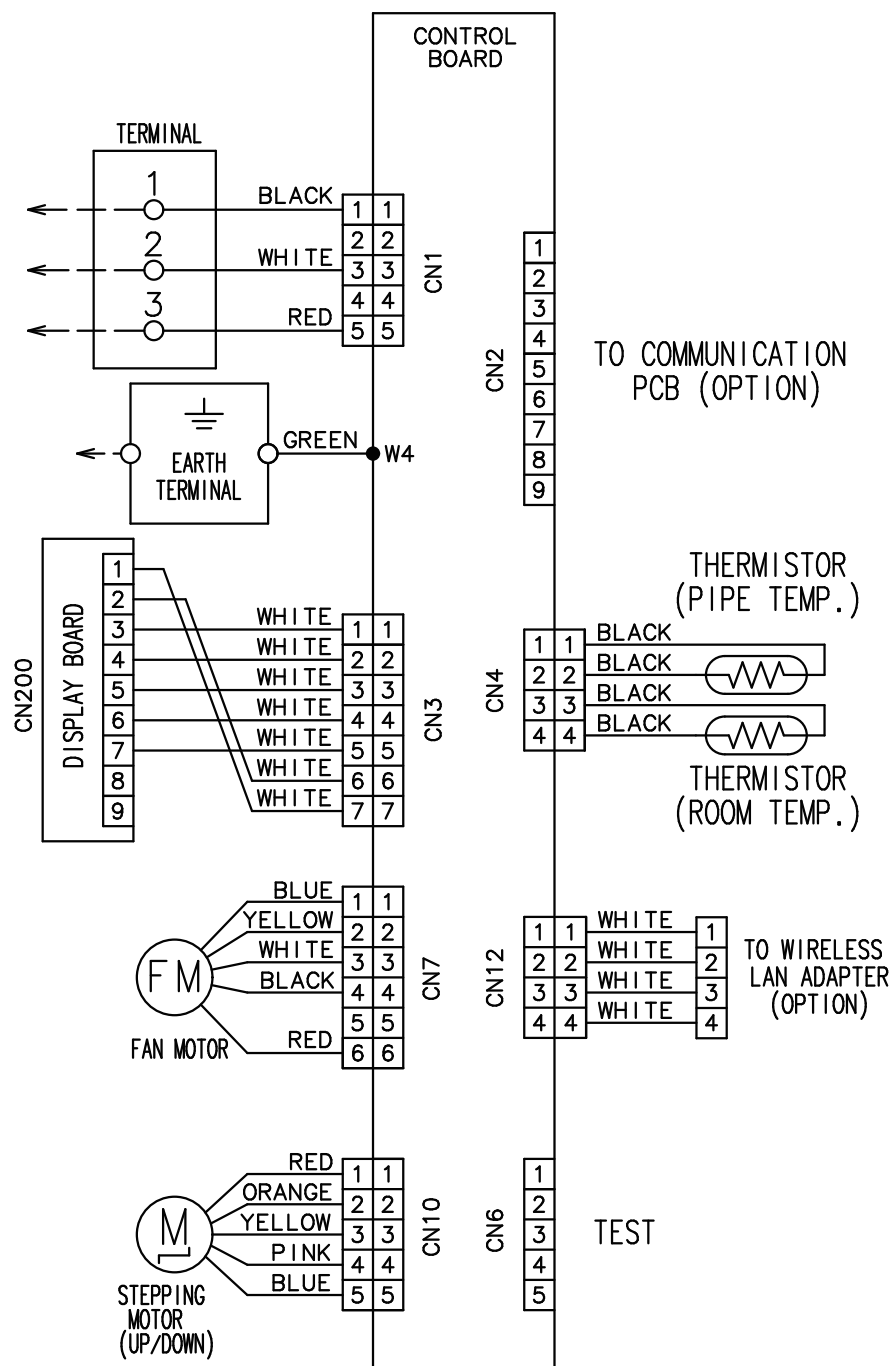


■ **Models: ARXH12-18KMTAP**

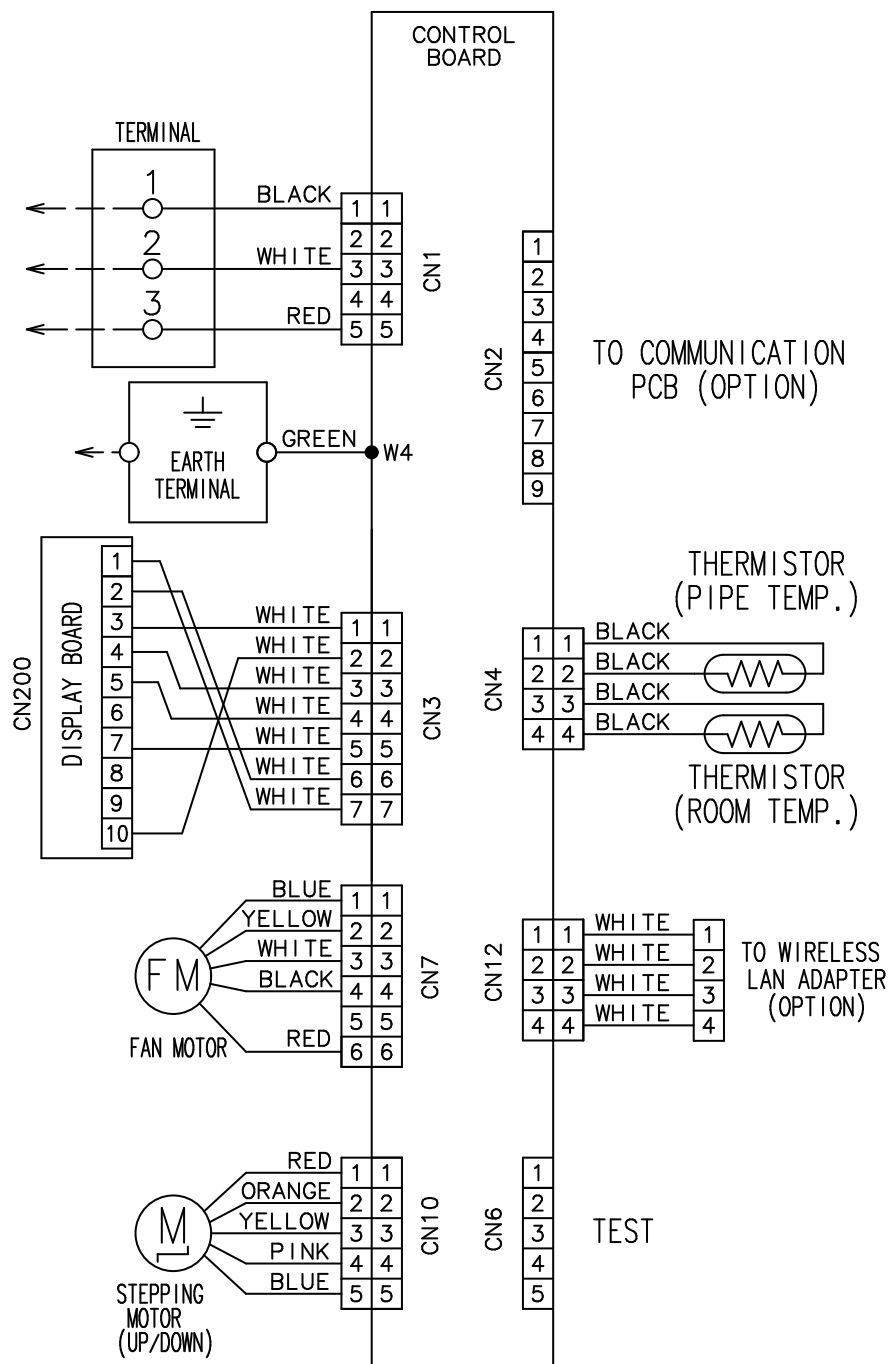


5-4. Wall mounted type

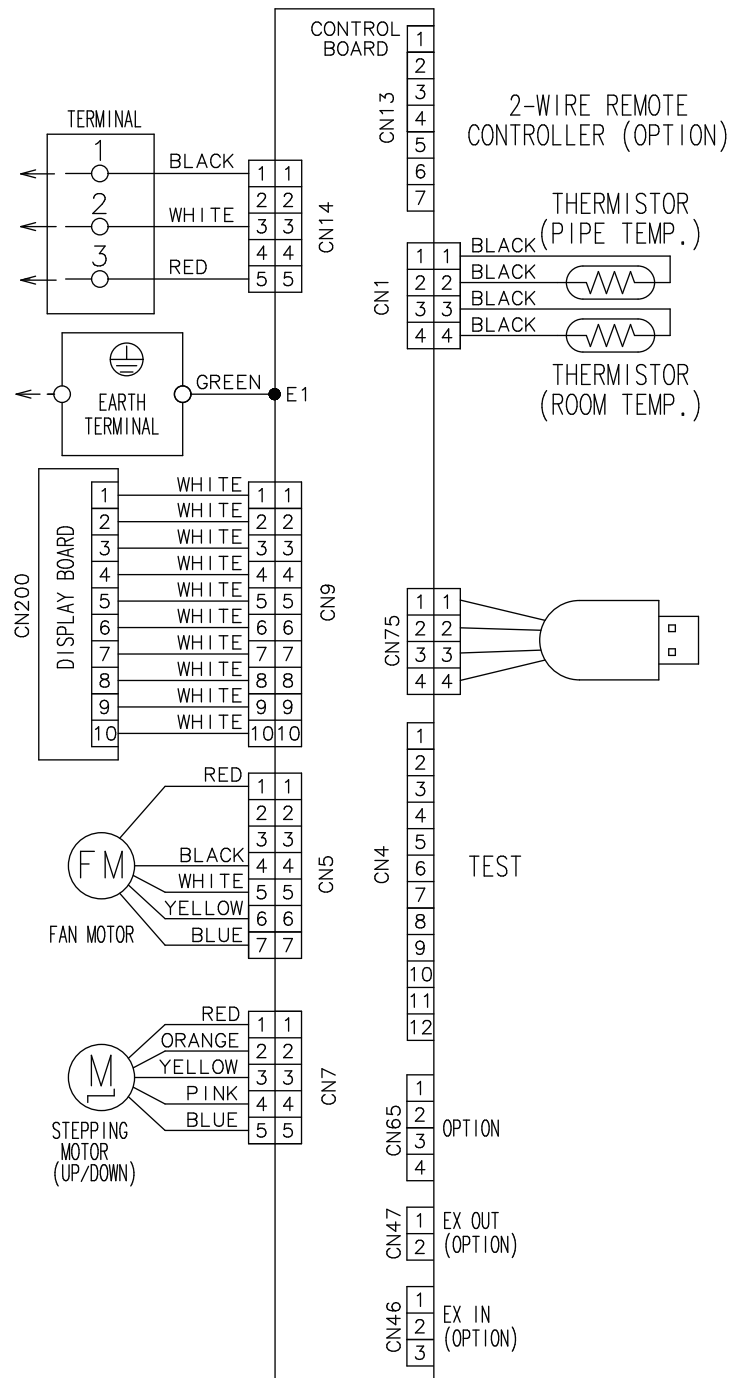
■ Models: ASHG07-14KMTB



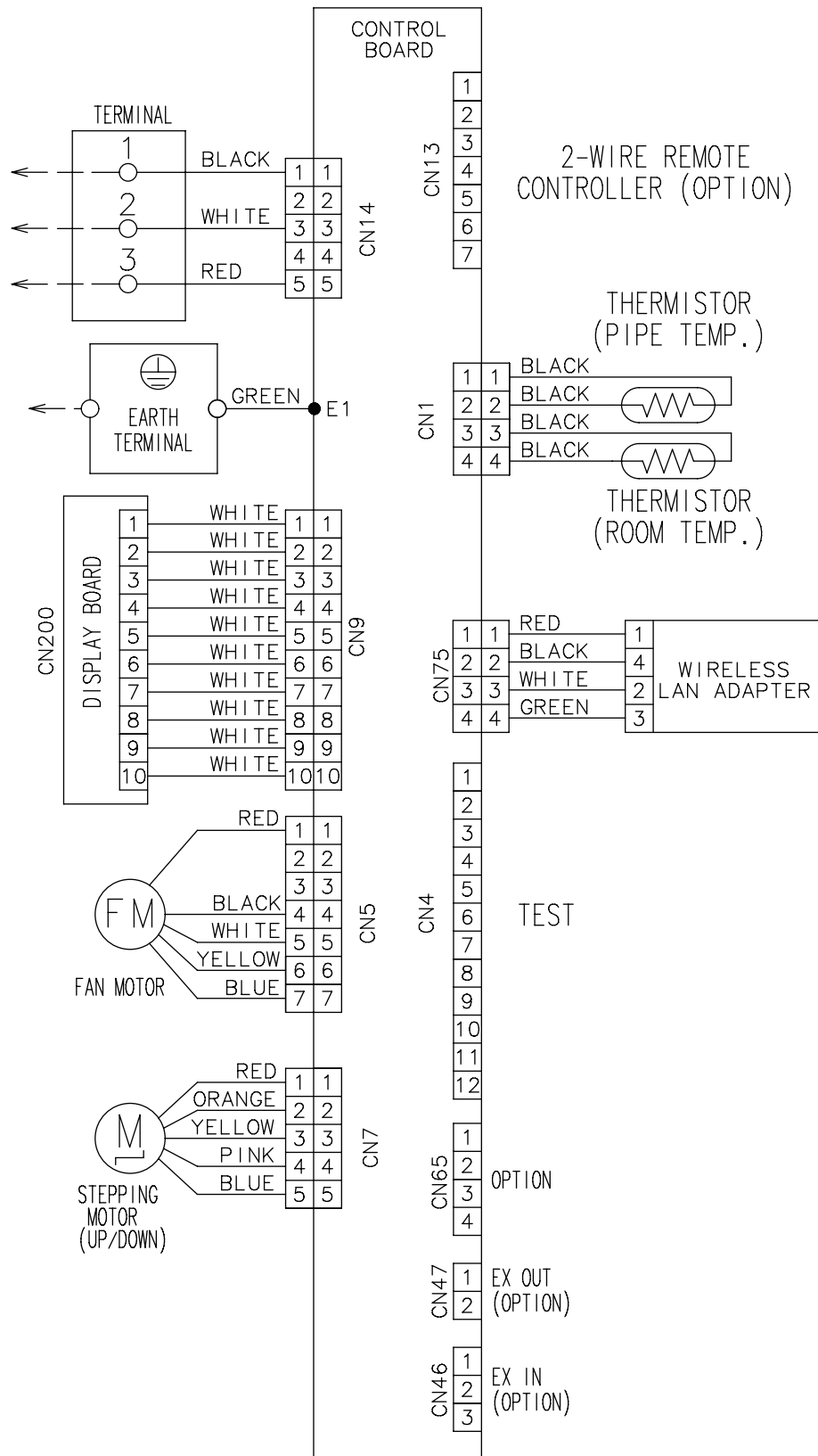
Models: ASHG07-14KMCC



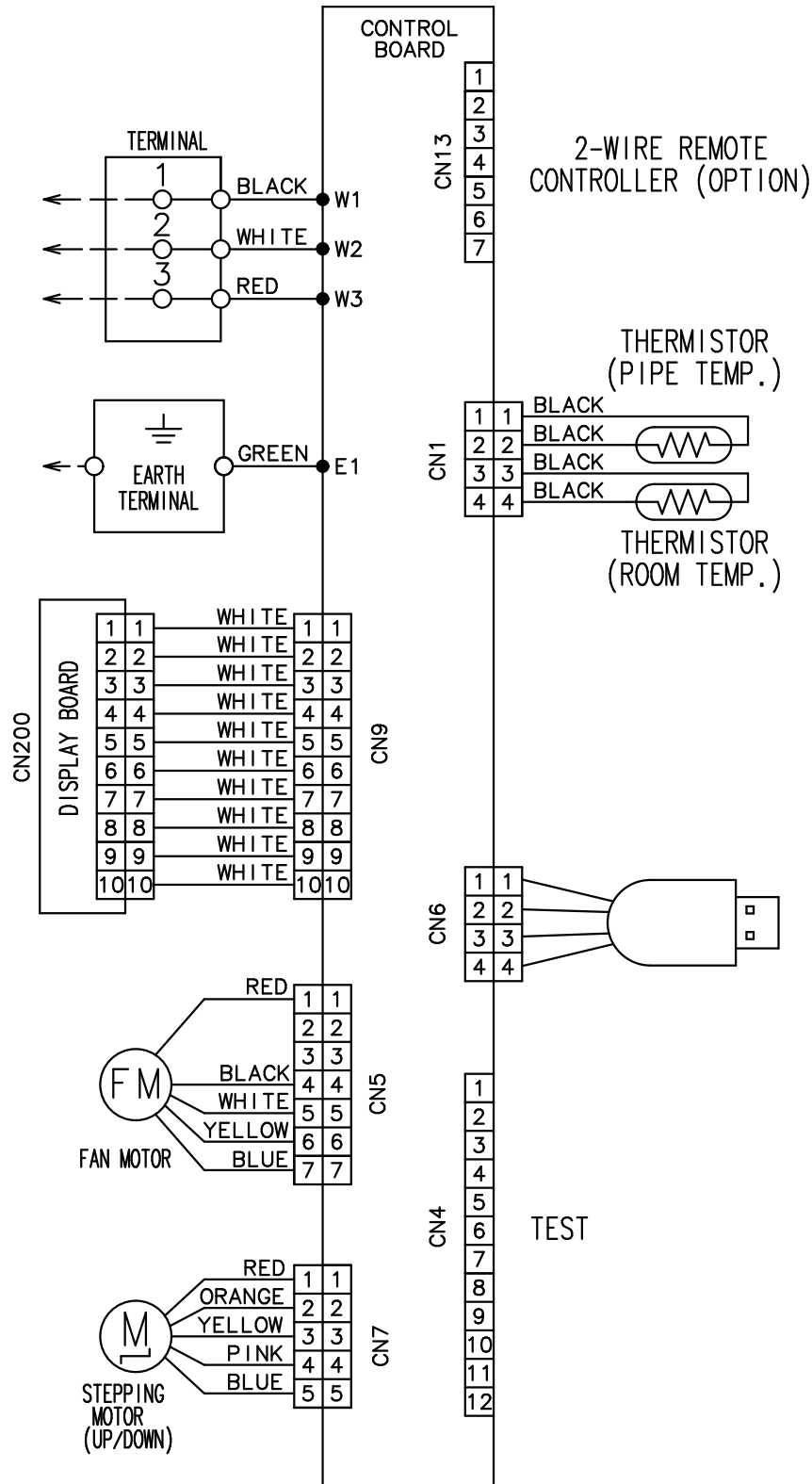
■ Models: ASHG07-14KMCE, ASHH07-14KMCH, and ASHH07-14KMCH-B



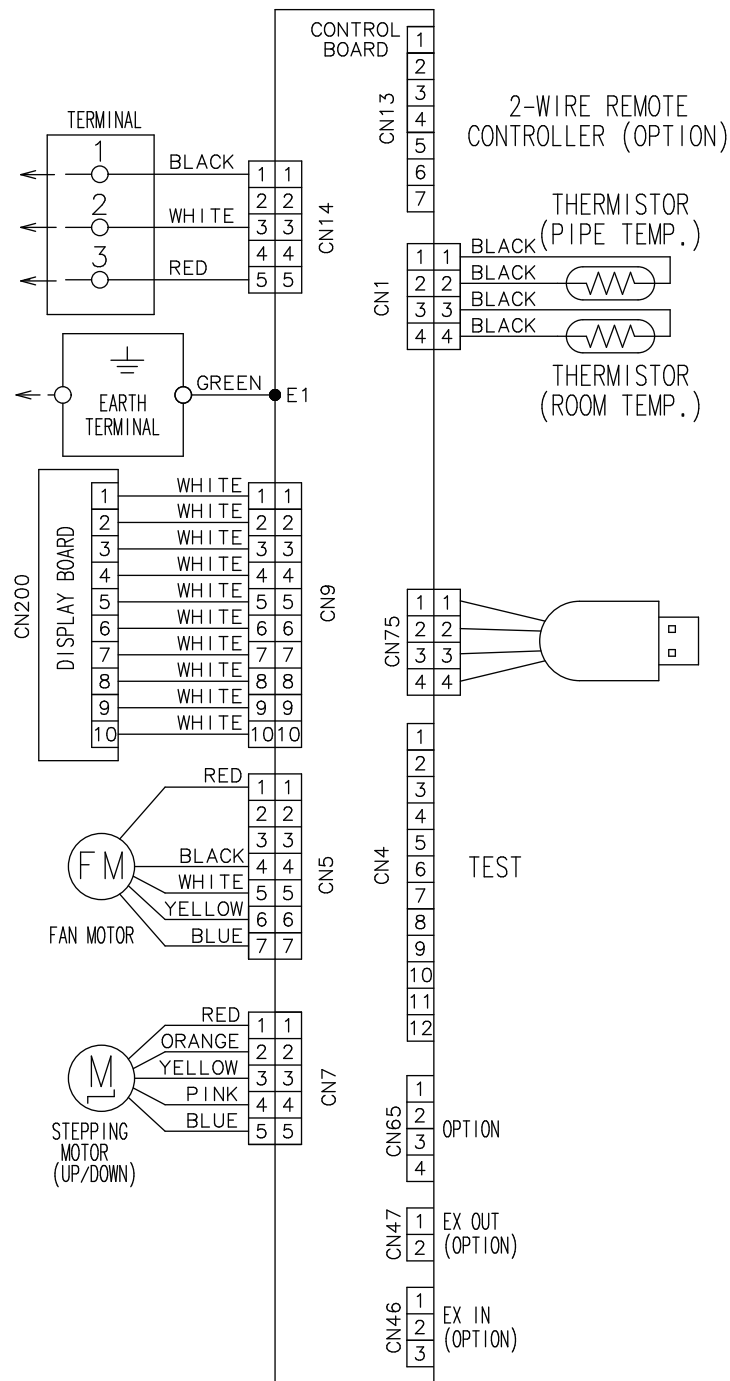
■ Models: ASHG07-14KMCF, ASHH07-14KMCG, and ASHH07-14KMCG-B



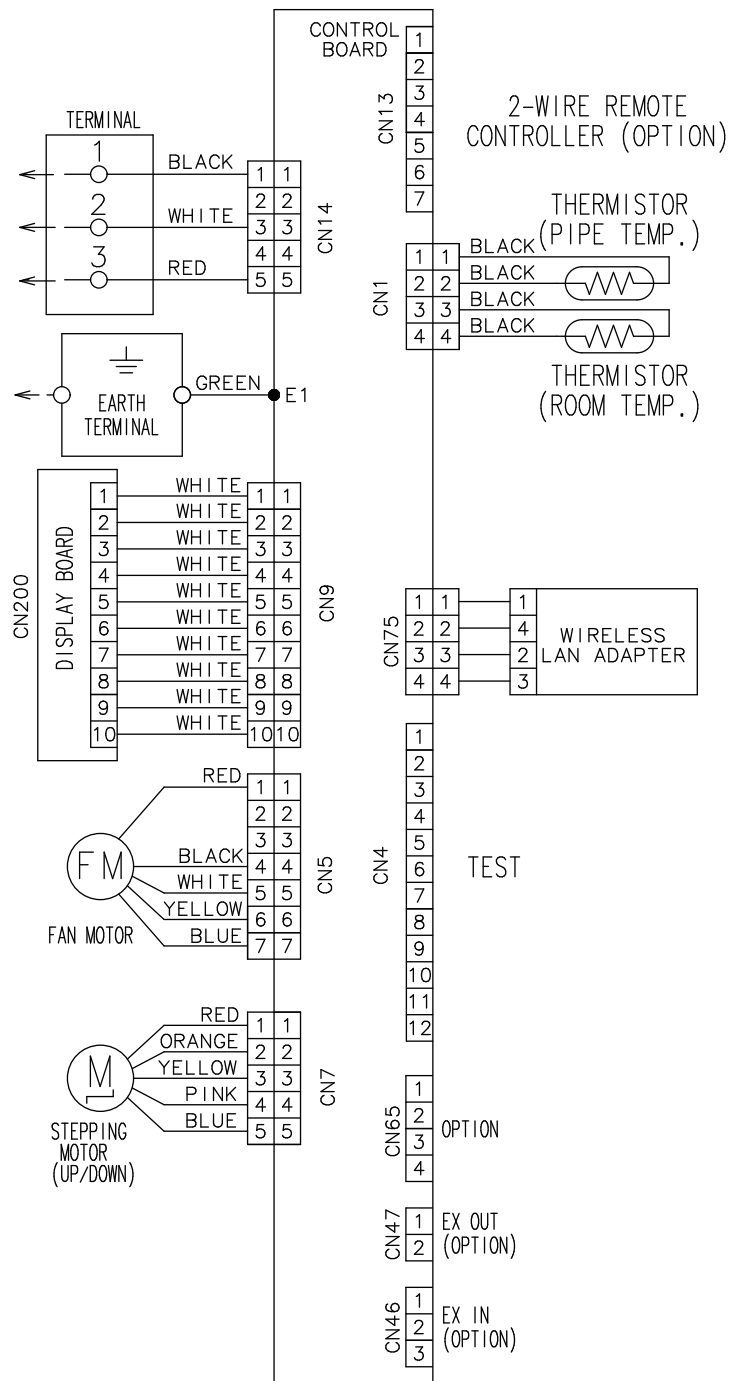
■ Models: ASHG07-14KETA and ASHG07-14KETA-B



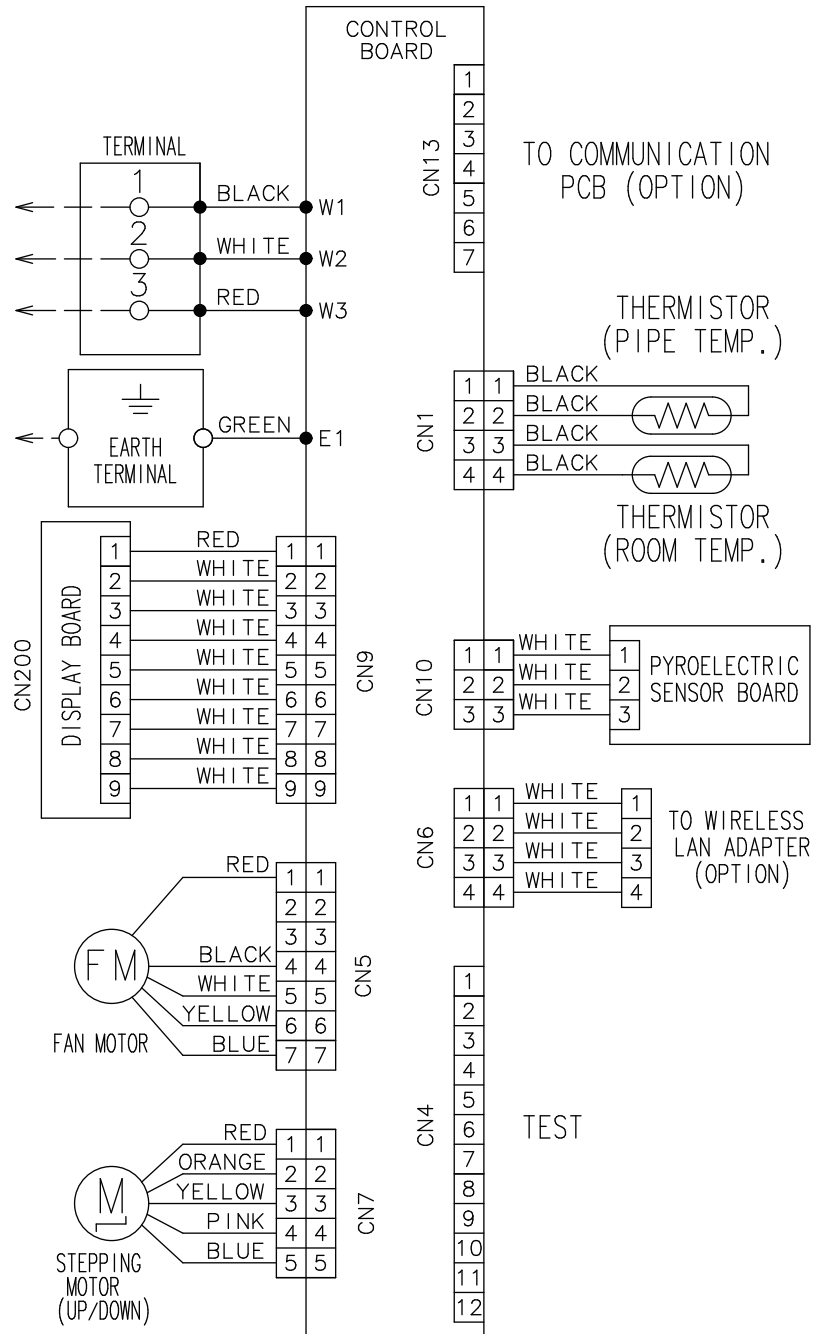
■ Models: ASHG07-14KETE and ASHG07-14KETE-B



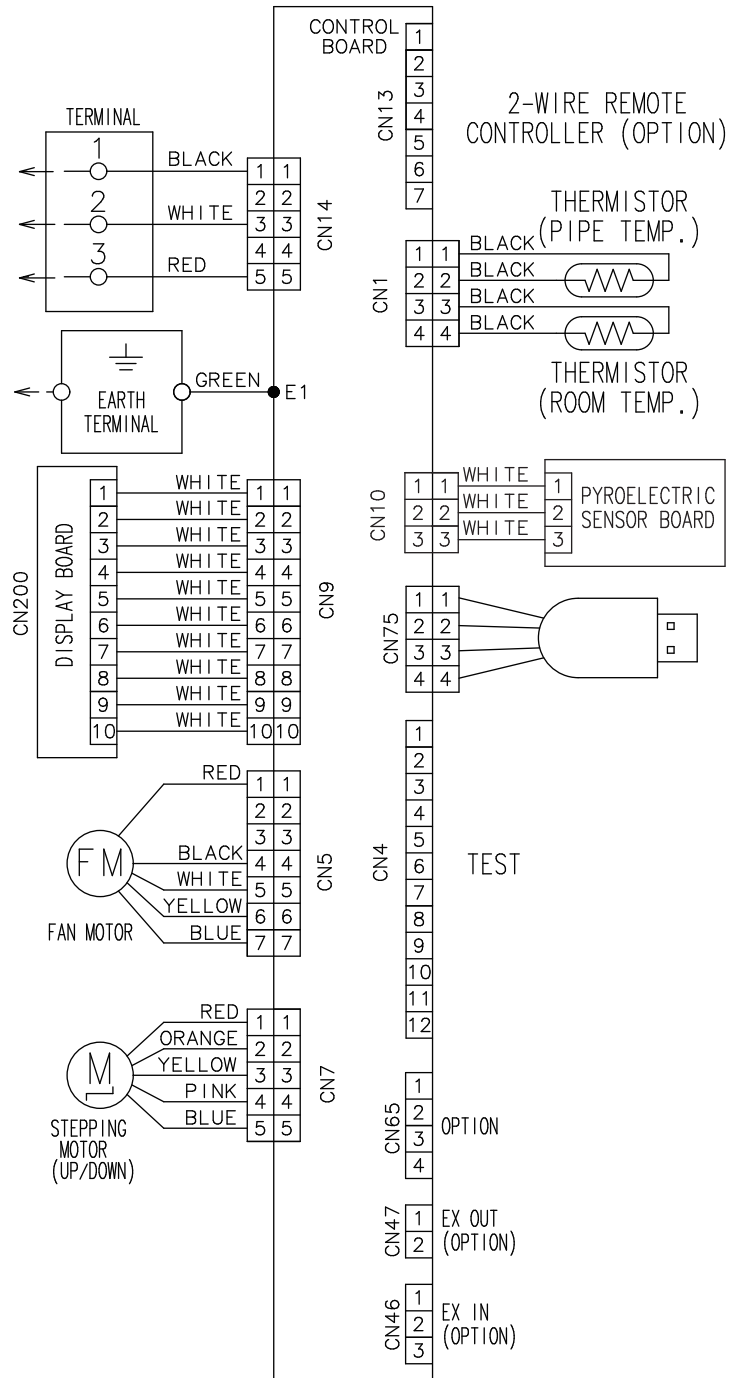
■ Models: ASHG07-14KETF and ASHG07-14KETF-B



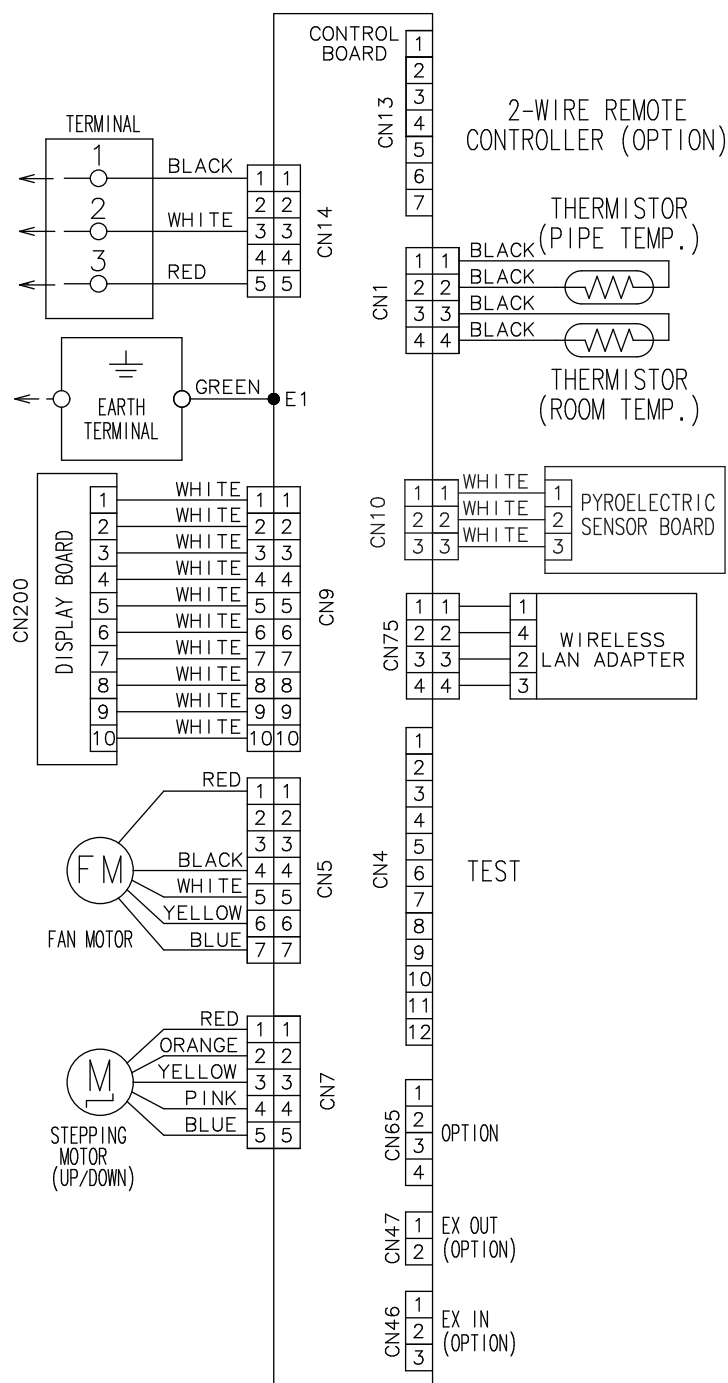
Models: ASHG07-14KGTB



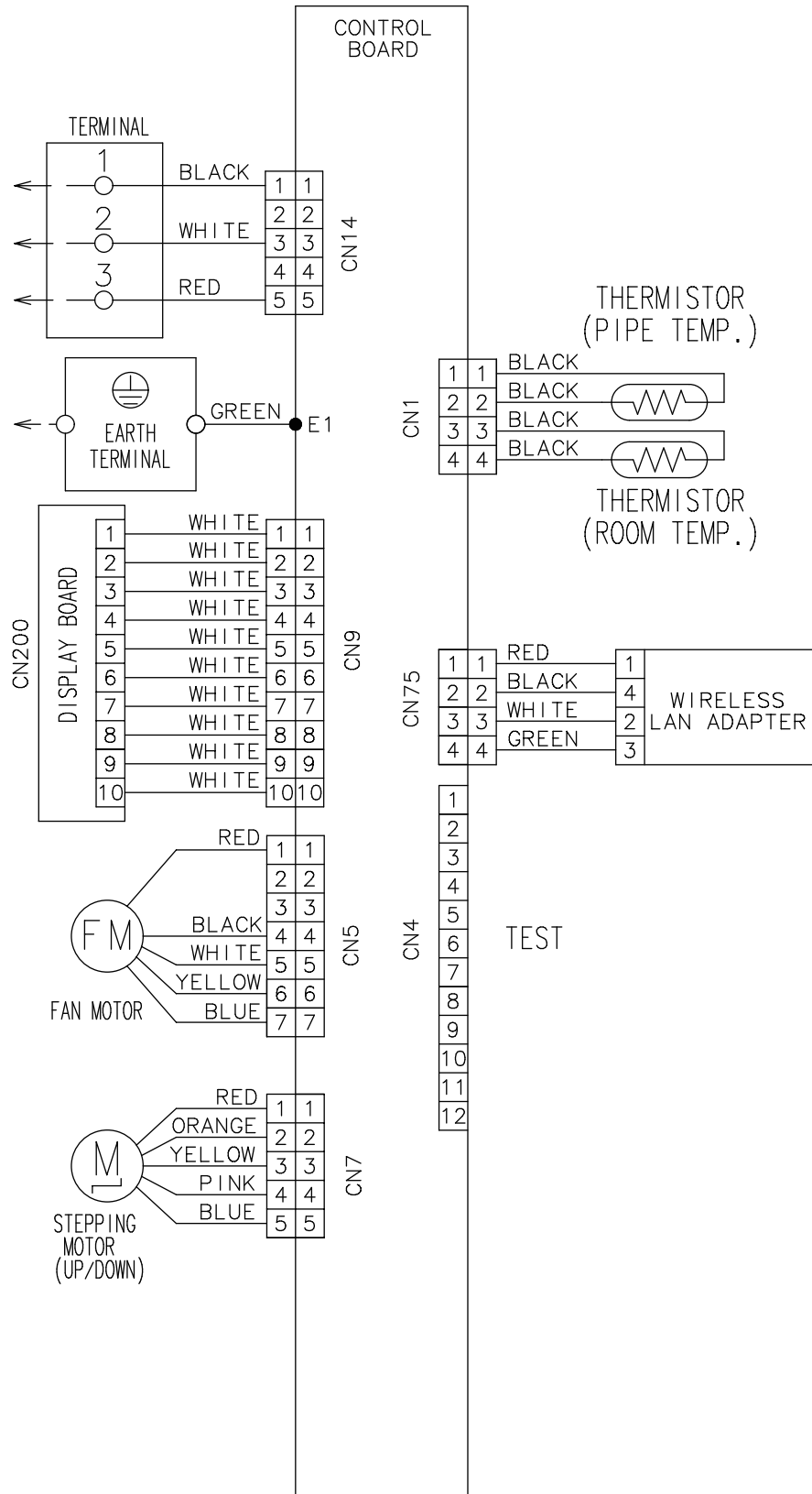
■ Models: ASHG07-14KGTE and ASHH07-14KGTH



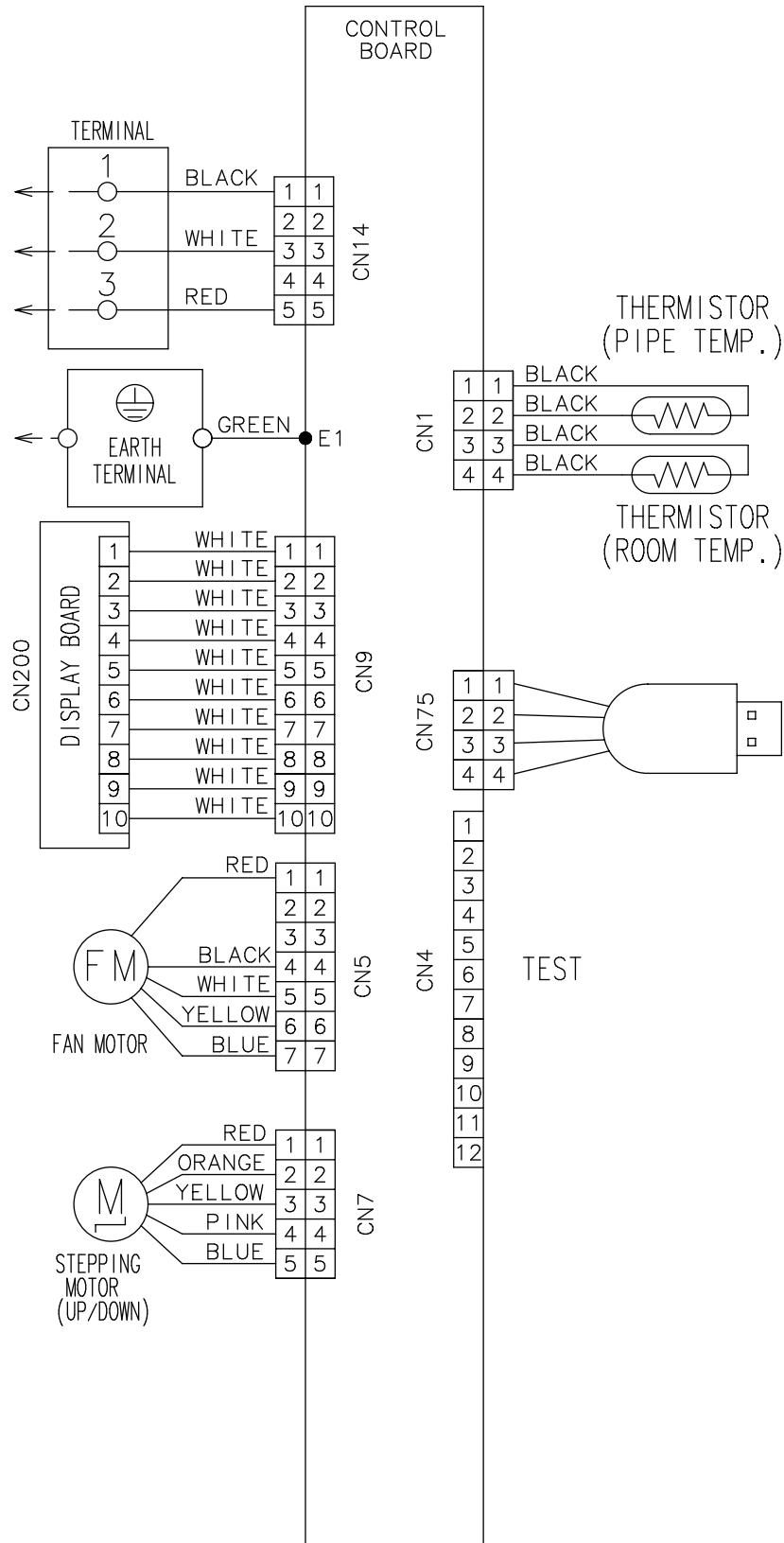
■ Models: ASHG07-14KGTG and ASHH07-14KGTG



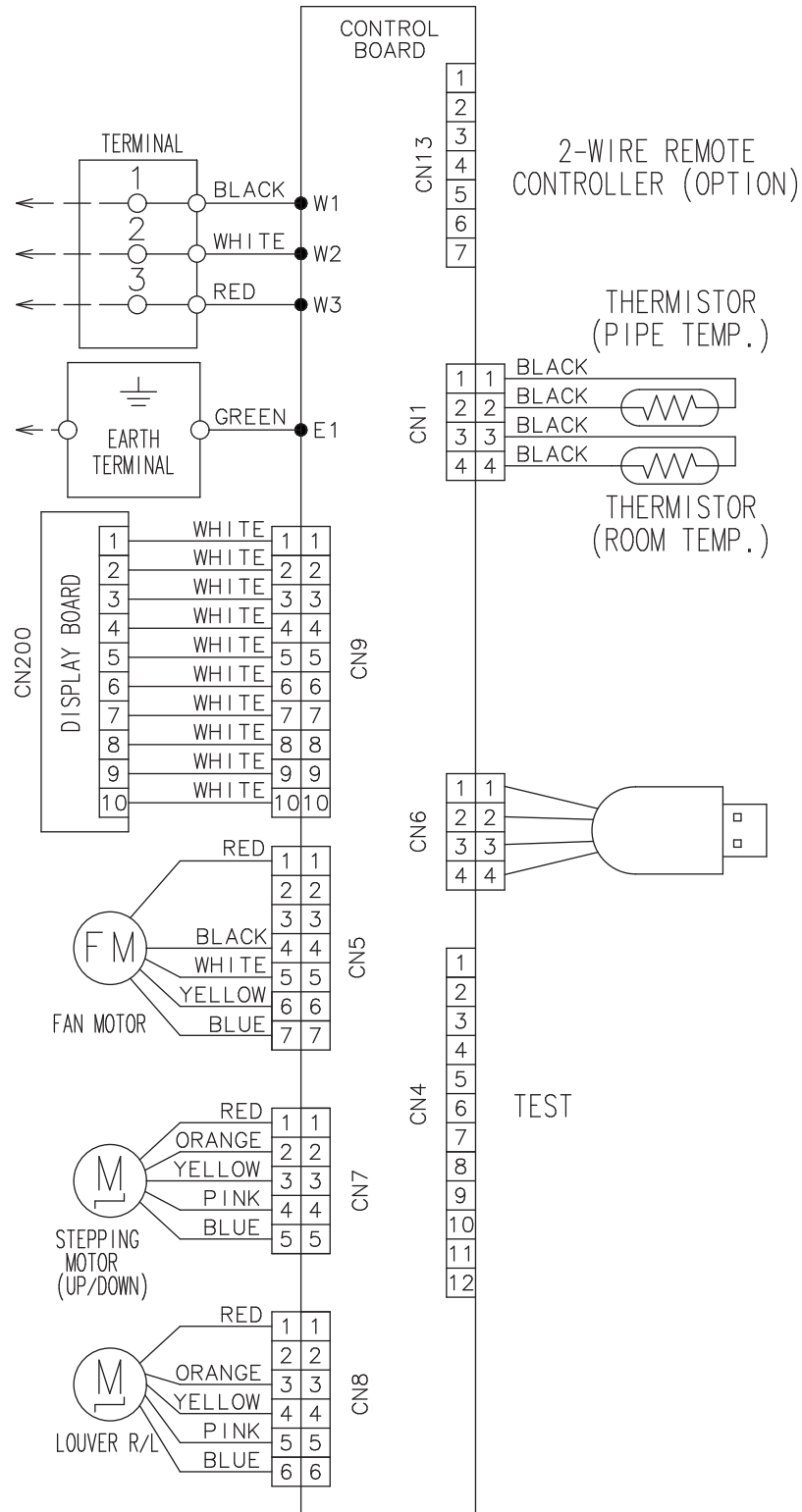
Models: ASHH05-12KNCA



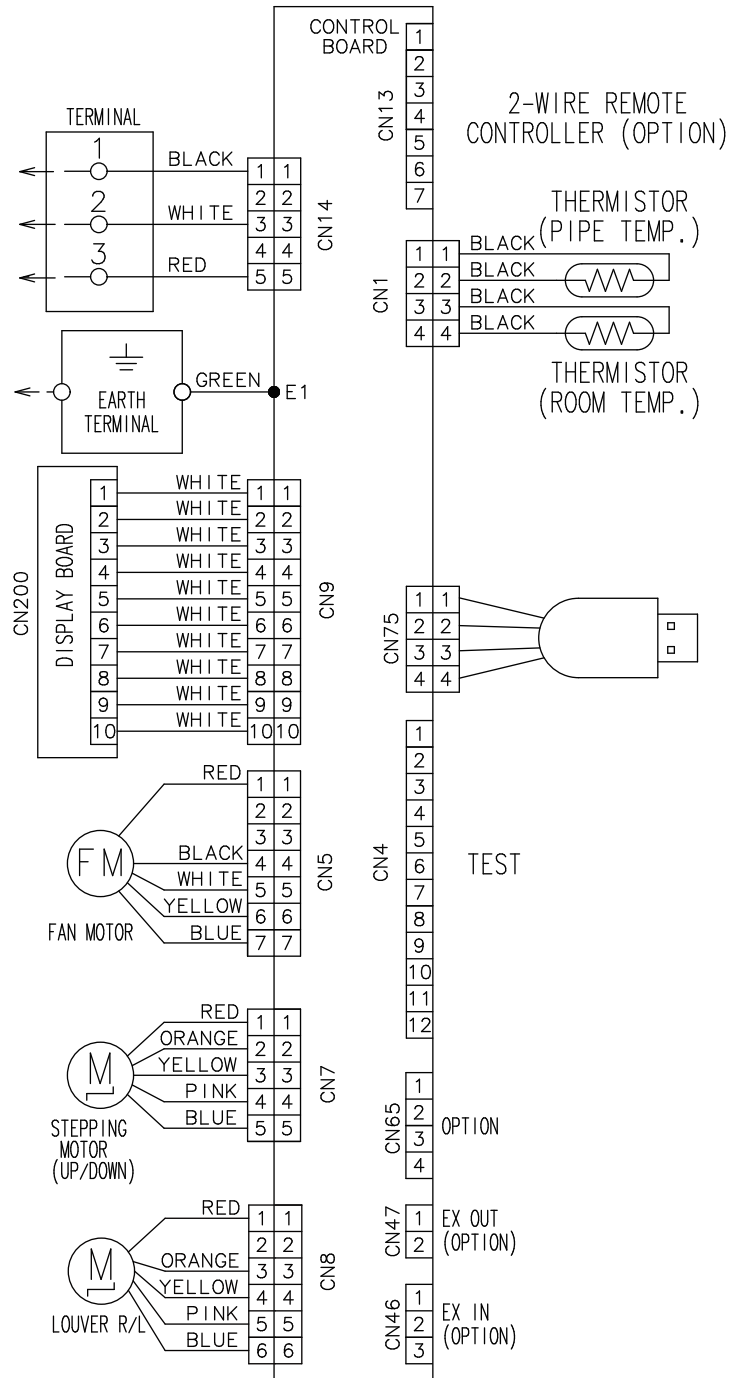
Models: ASHH05-12KNCH



■ Model: ASHG18KMTB

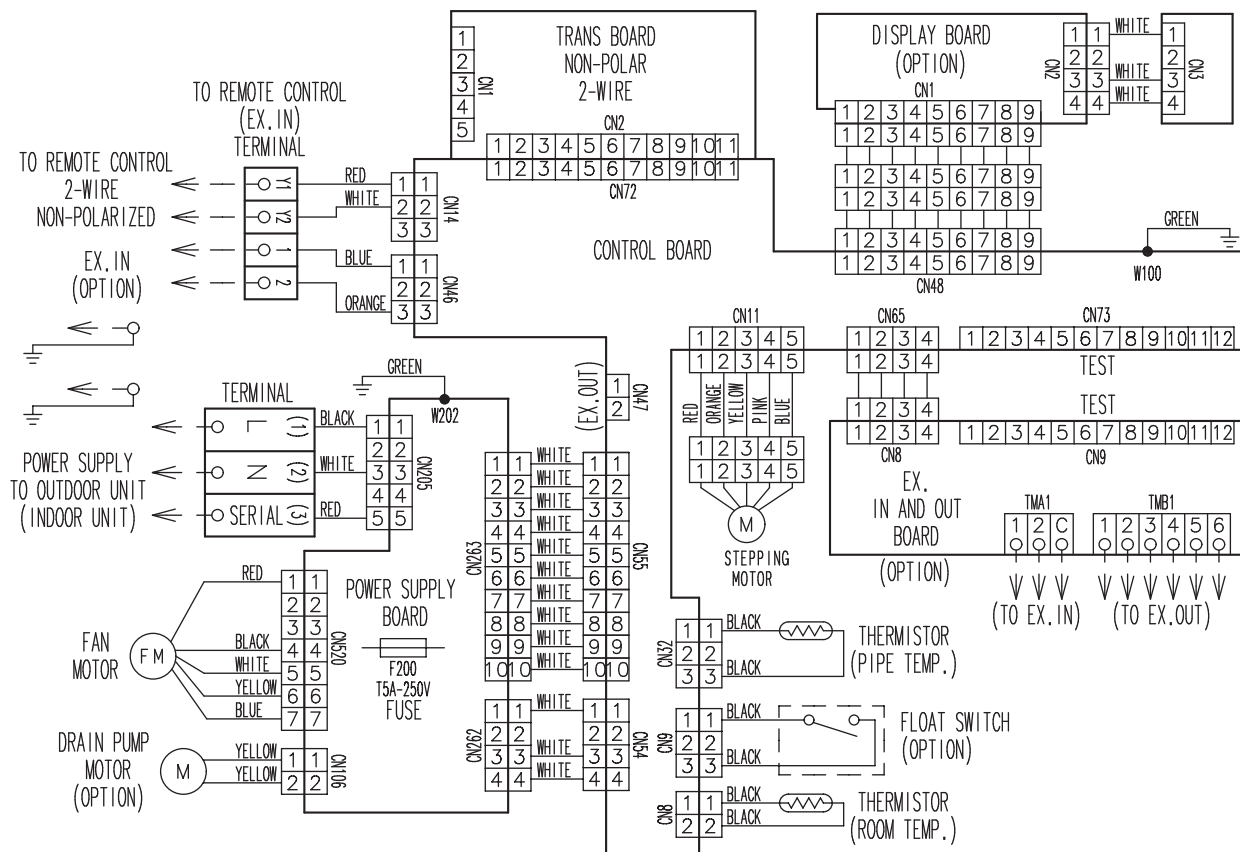


Model: ASHG18KMTE



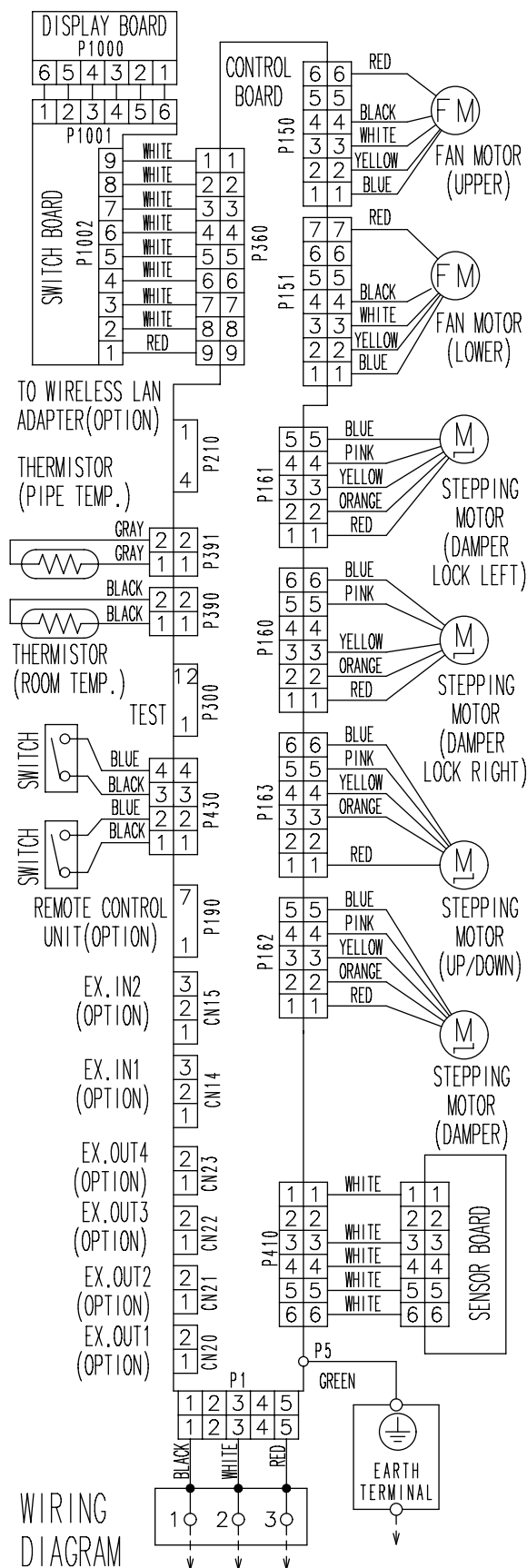
5-5. Ceiling type

Model: ABHG18KRTA



5-6. Floor type

■ Models: AGHG09-14KVCA



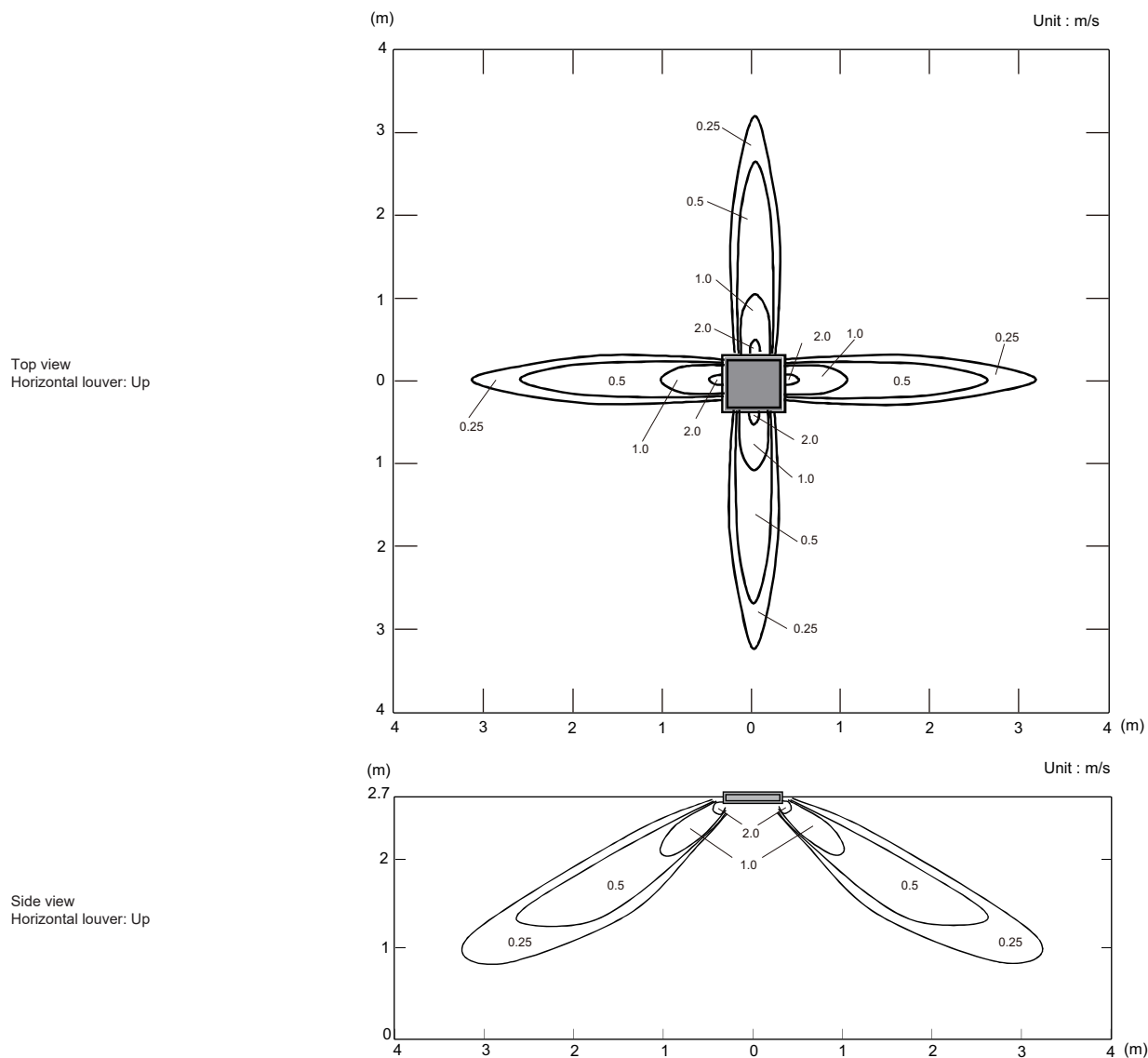
6. Air velocity and temperature distributions

6-1. Compact cassette type

■ Models: AUXG07-09KVL

- Air velocity distribution

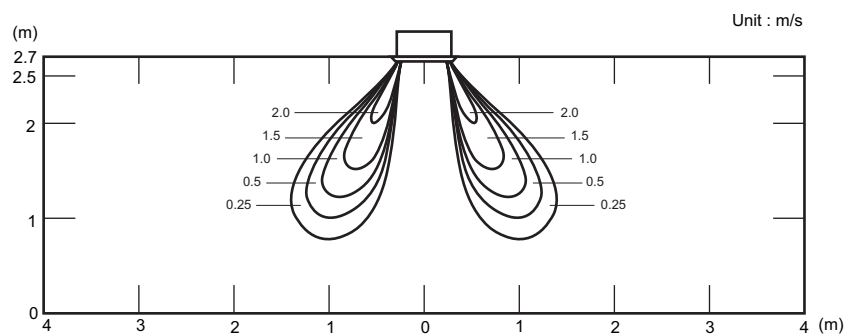
Measuring conditions	Fan speed	Operation mode
	HIGH	FAN



- Air velocity distribution

Measuring conditions	Fan speed	Operation mode	Outlet directions
NOTE: Reference data	HIGH	HEAT	4-way air outlet

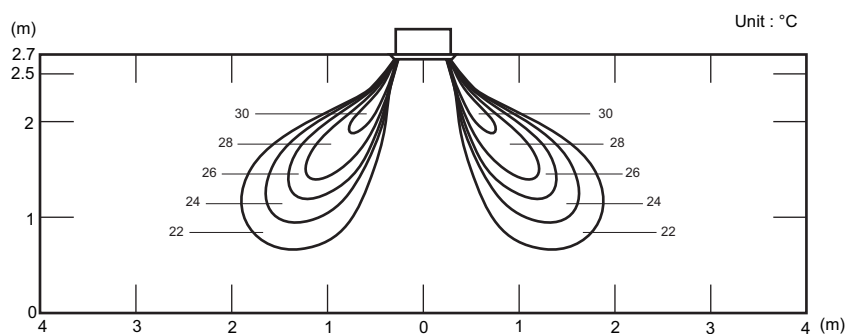
Side view
Horizontal louver: Down



- Air temperature distribution

Measuring conditions	Fan speed	Operation mode	Outlet directions
NOTE: Reference data	HIGH	HEAT	4-way air outlet

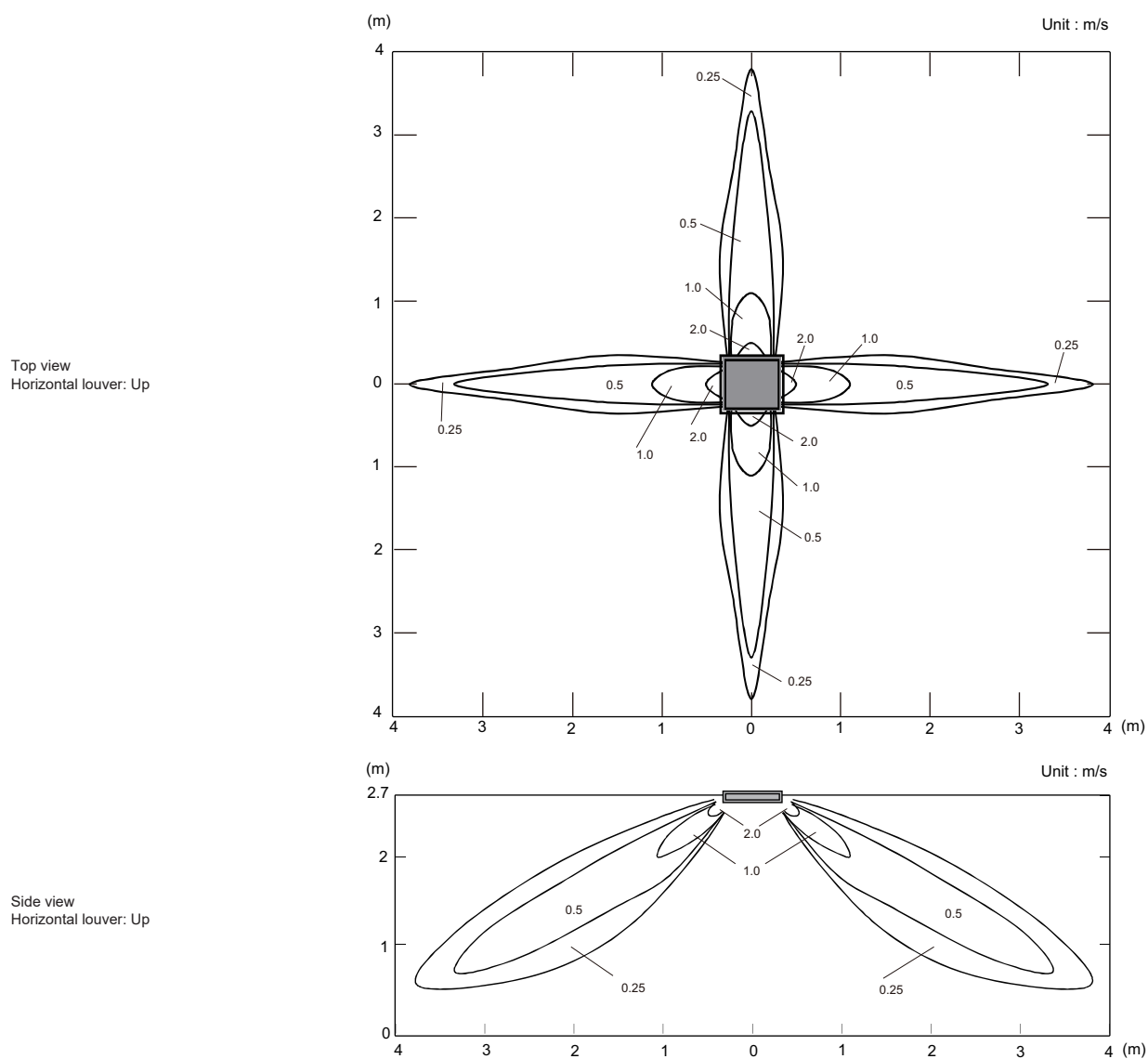
Side view
Horizontal louver: Down



Model: AUXG12KVLA

- Air velocity distribution

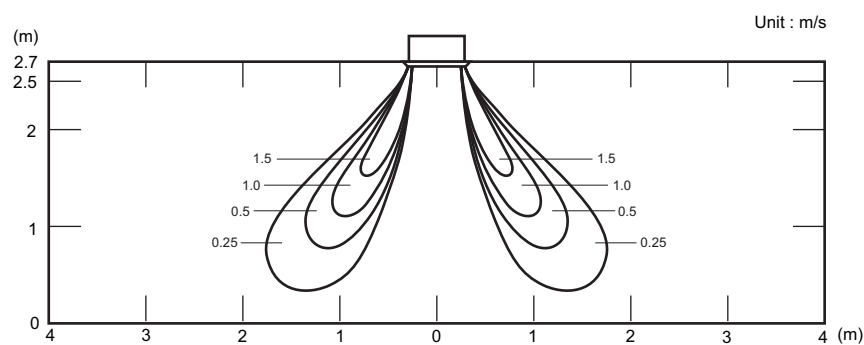
Measuring conditions	Fan speed	Operation mode
	HIGH	FAN



- Air velocity distribution

Measuring conditions	Fan speed	Operation mode	Outlet directions
NOTE: Reference data	HIGH	HEAT	4-way air outlet

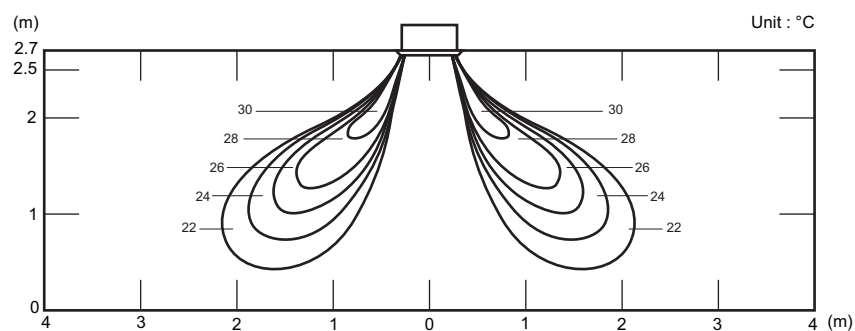
Side view
Horizontal louver: Down



- Air temperature distribution

Measuring conditions	Fan speed	Operation mode	Outlet directions
NOTE: Reference data	HIGH	HEAT	4-way air outlet

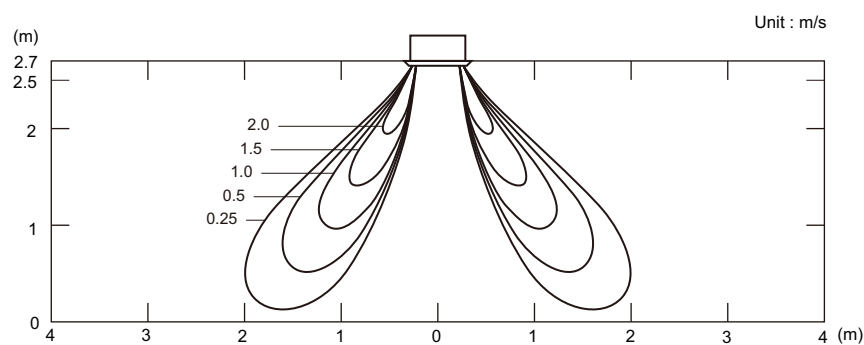
Side view
Horizontal louver: Down



- Air velocity distribution

Measuring conditions	Fan speed	Operation mode	Outlet directions
NOTE: Reference data	HIGH	HEAT	4-way air outlet

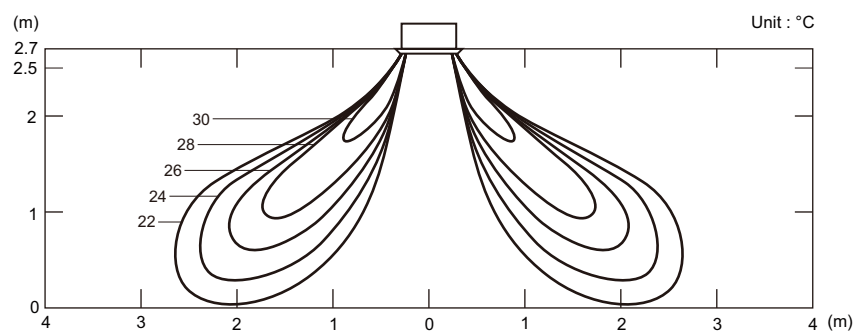
Side view
Horizontal louver: Down



- Air temperature distribution

Measuring conditions	Fan speed	Operation mode	Outlet directions
NOTE: Reference data	HIGH	HEAT	4-way air outlet

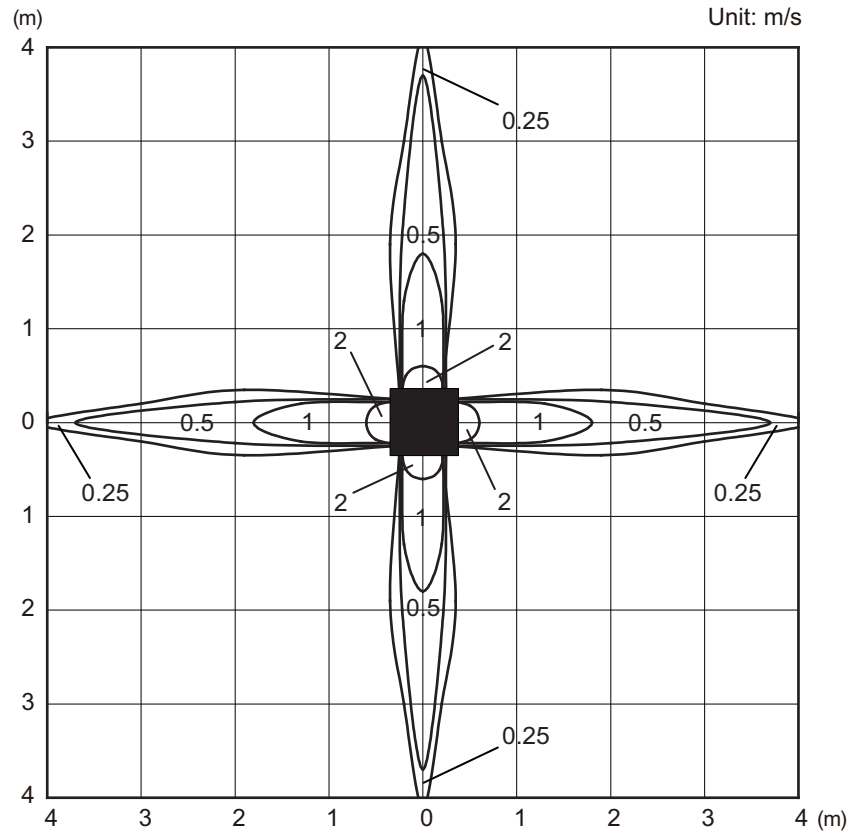
Side view
Horizontal louver: Down



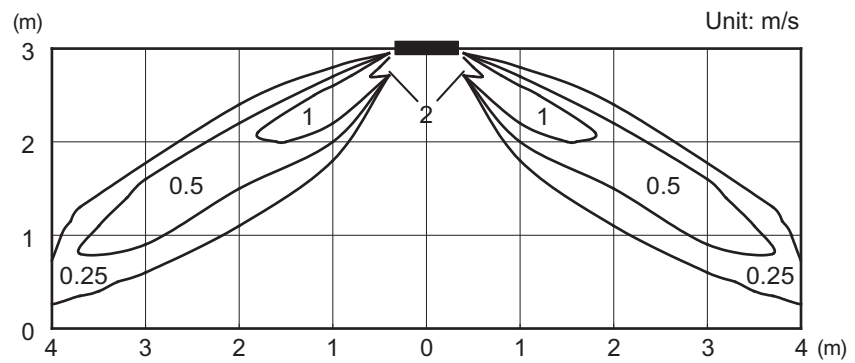
Model: AUXG18KVL A

Measuring conditions	Fan speed HIGH	Operation mode FAN	Ceiling mode STANDARD
----------------------	-------------------	-----------------------	--------------------------

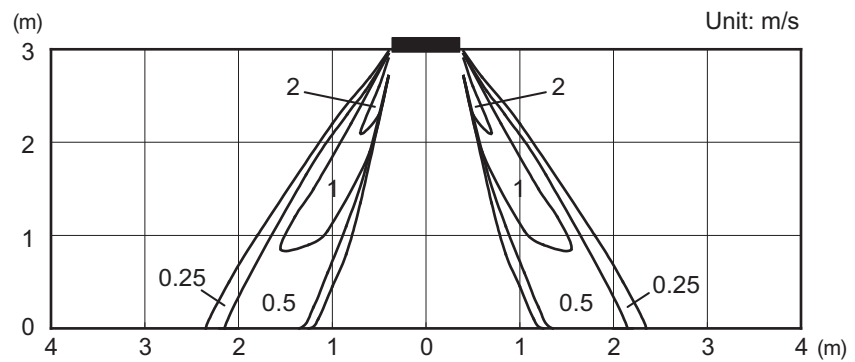
Top view
Horizontal louver: Up



Side view
Horizontal louver: Up



Side view
Horizontal louver: Down



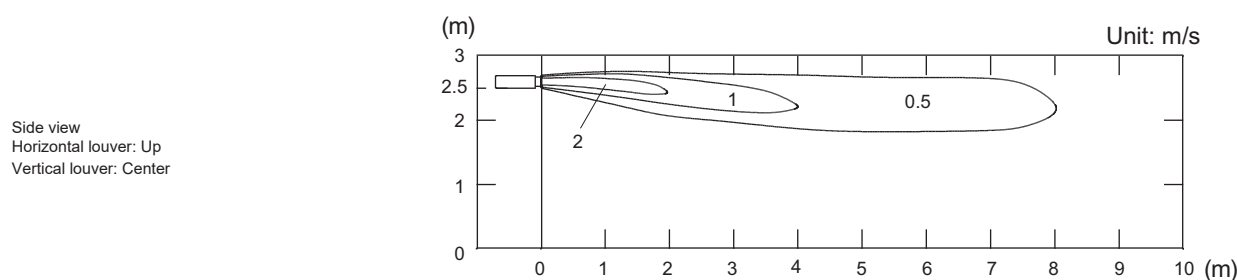
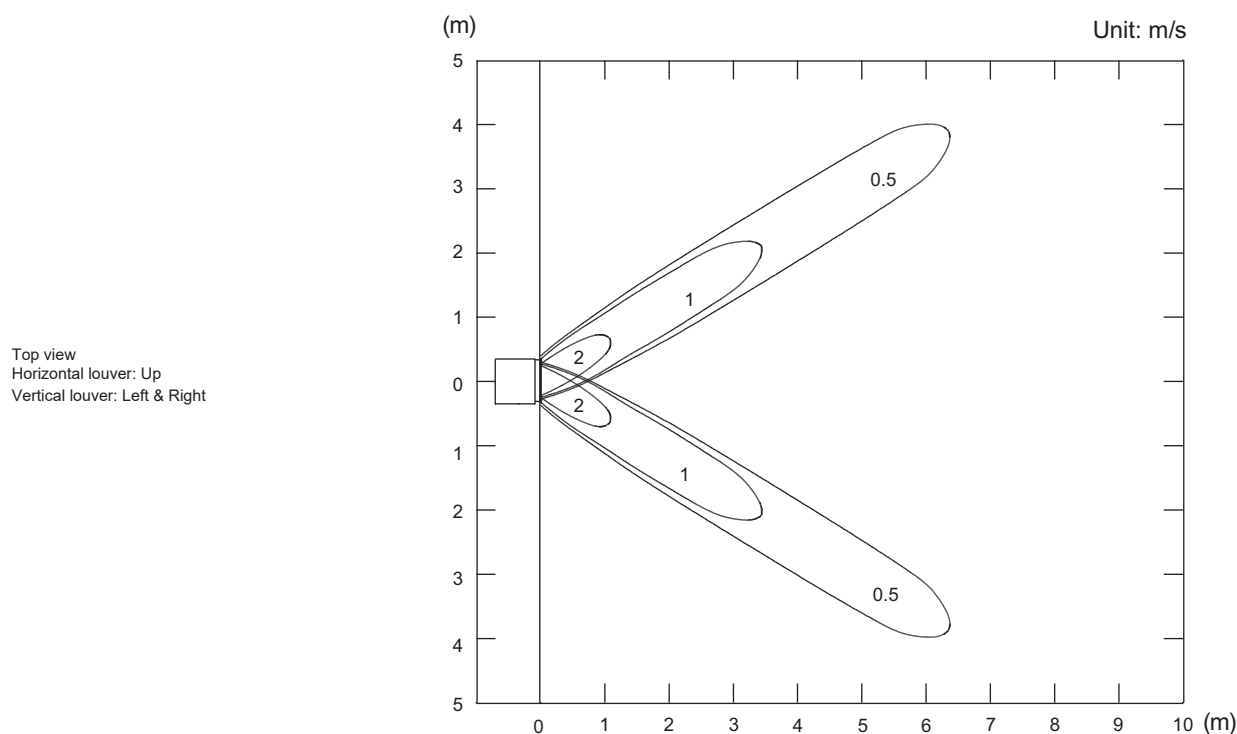
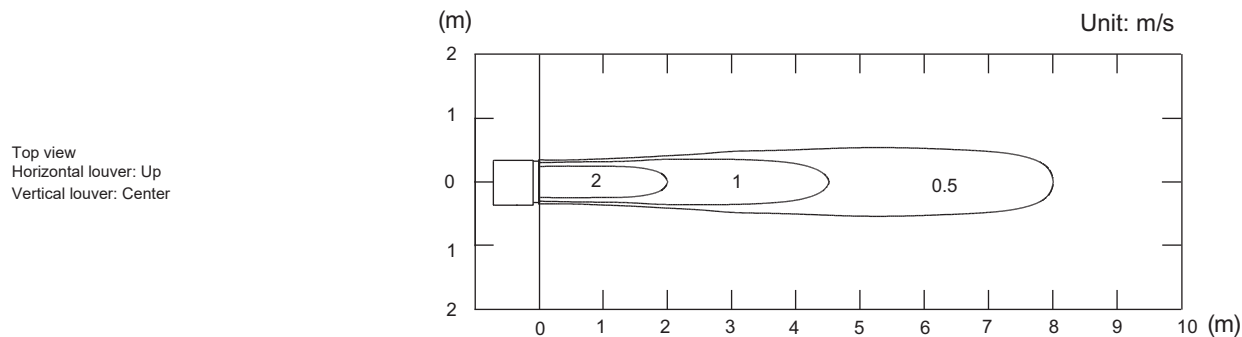
6-2. Mini duct type

■ Model: ARXG07KSLAP

NOTE: This data is measured after installing optional Auto louver grille kit.

- Air velocity distribution

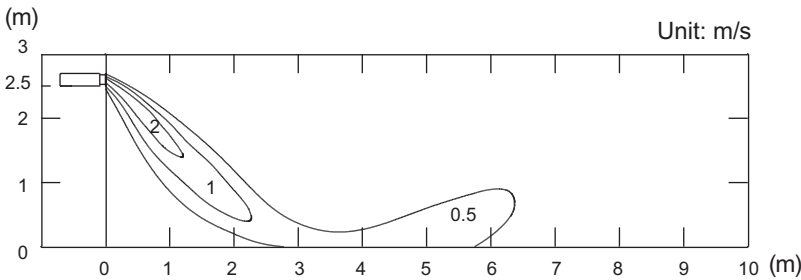
Measuring conditions	Fan speed	Operation mode
	HIGH	FAN



• Air velocity distribution

Measuring conditions	Fan speed	Operation mode
	HIGH	HEAT

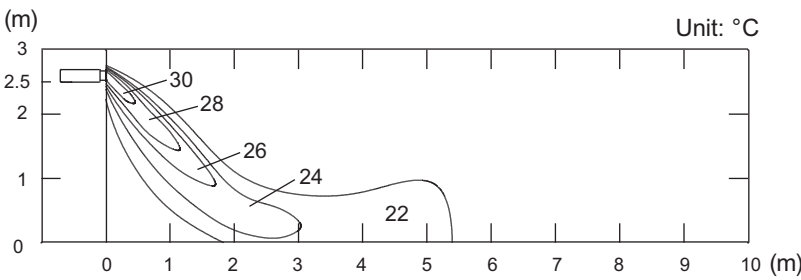
Side view
Horizontal louver: Down
Vertical louver: Center



• Air temperature distribution

Measuring conditions	Fan speed	Operation mode
	HIGH	HEAT

Side view
Horizontal louver: Down
Vertical louver: Center

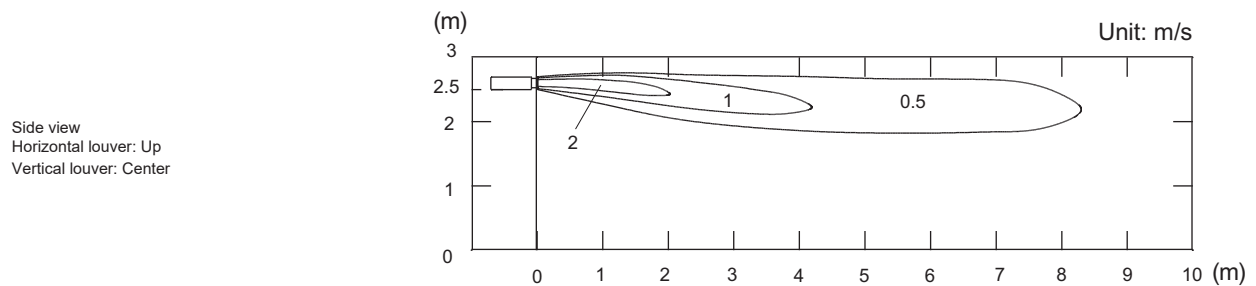
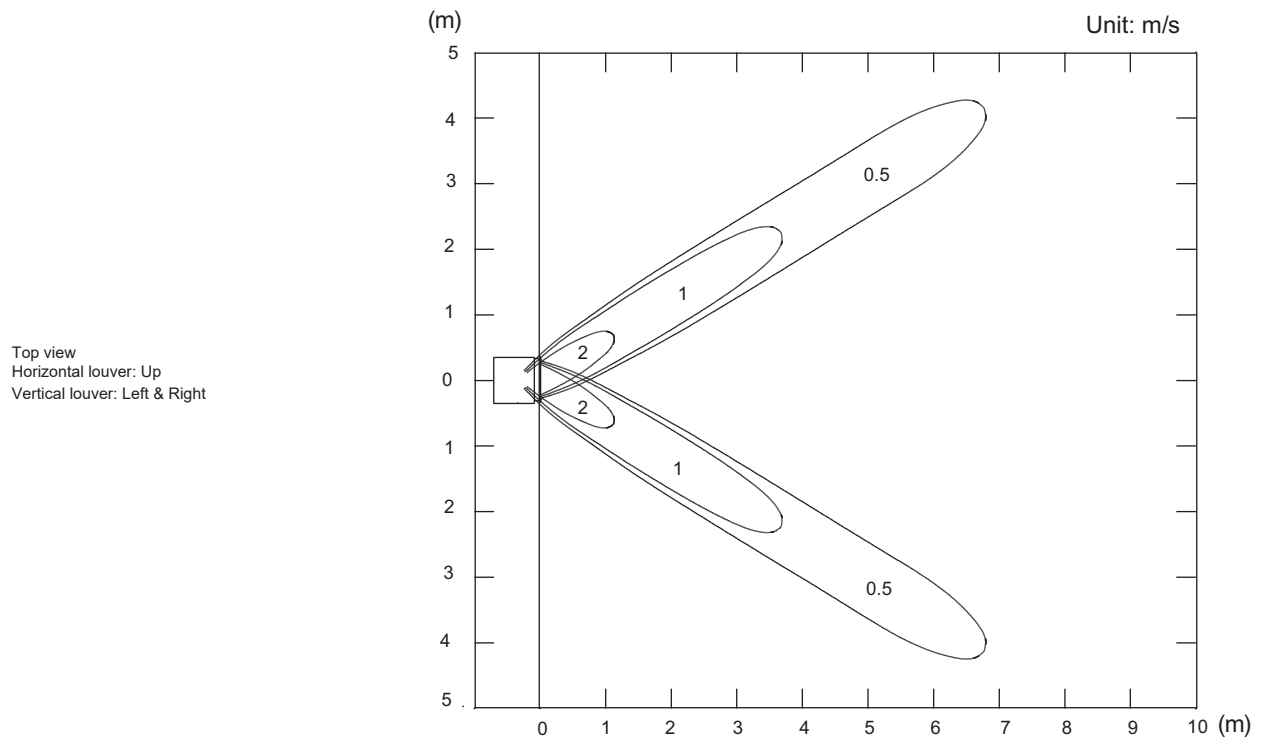
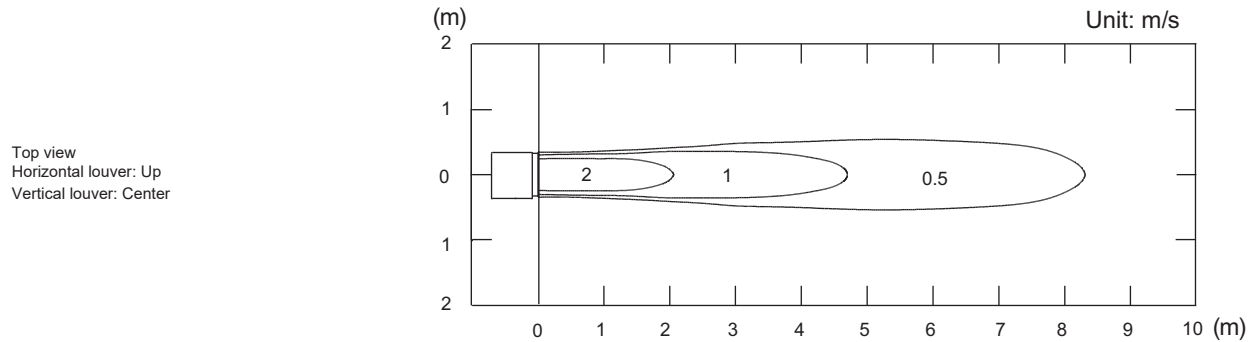


Model: ARXG09KSLAP

NOTE: This data is measured after installing optional Auto Louver Grille Kit.

- Air velocity distribution

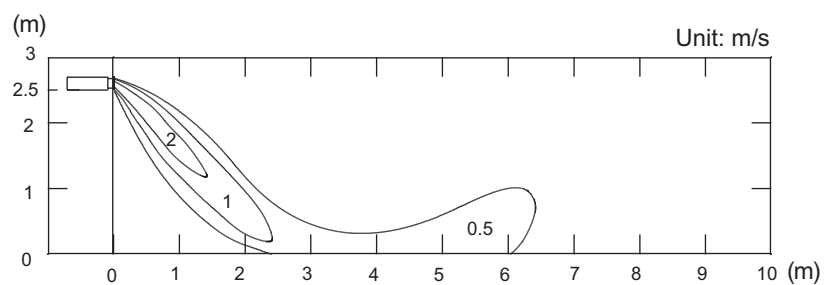
Measuring conditions	Fan speed	Operation mode
	HIGH	FAN



- Air velocity distribution

Measuring conditions	Fan speed	Operation mode
	HIGH	HEAT

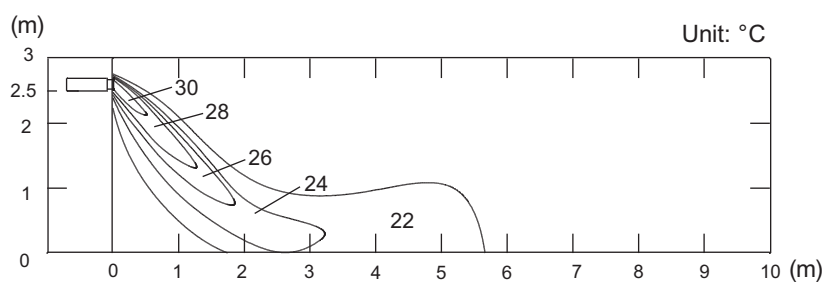
Side view
Horizontal louver: Down
Vertical louver: Center



- Air temperature distribution

Measuring conditions	Fan speed	Operation mode
	HIGH	HEAT

Side view
Horizontal louver: Down
Vertical louver: Center

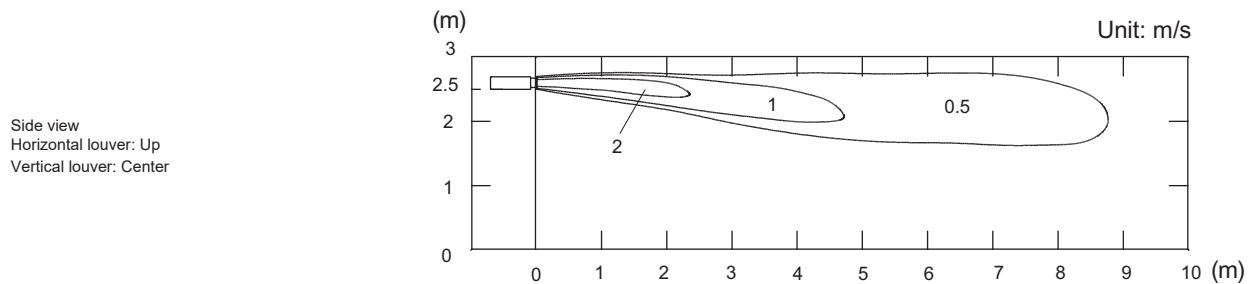
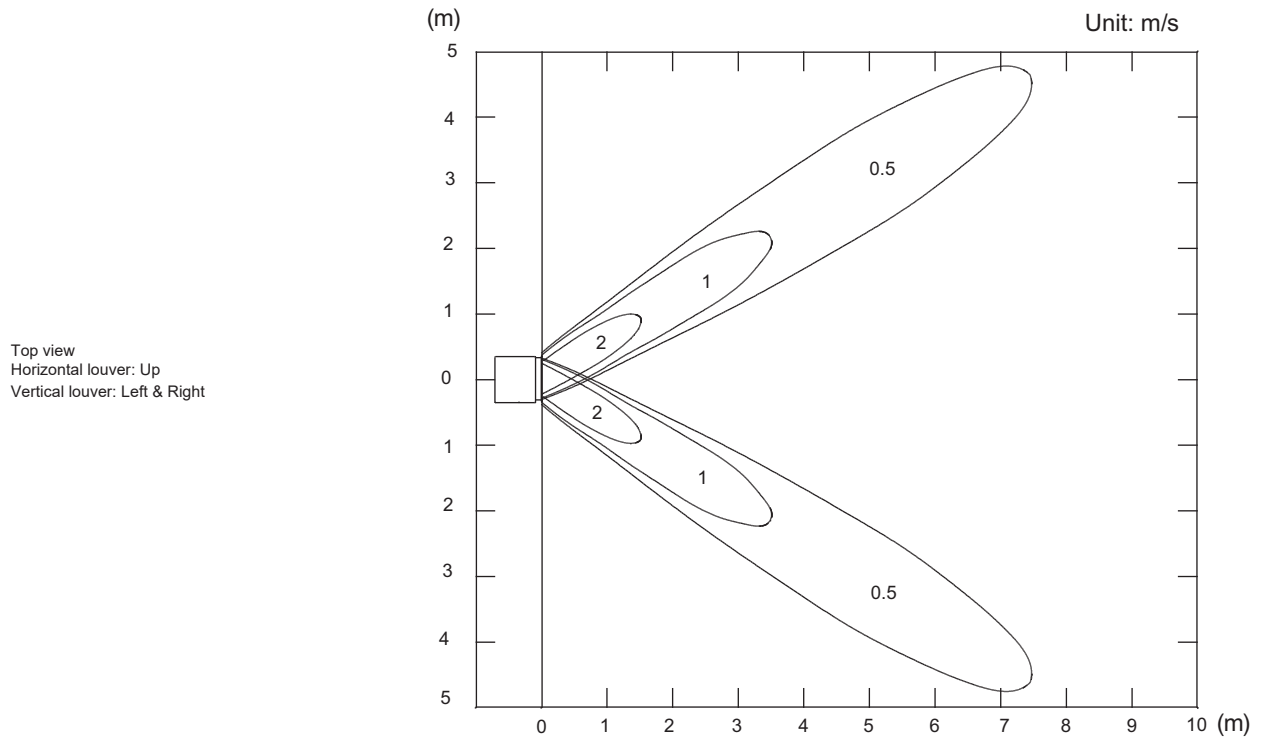
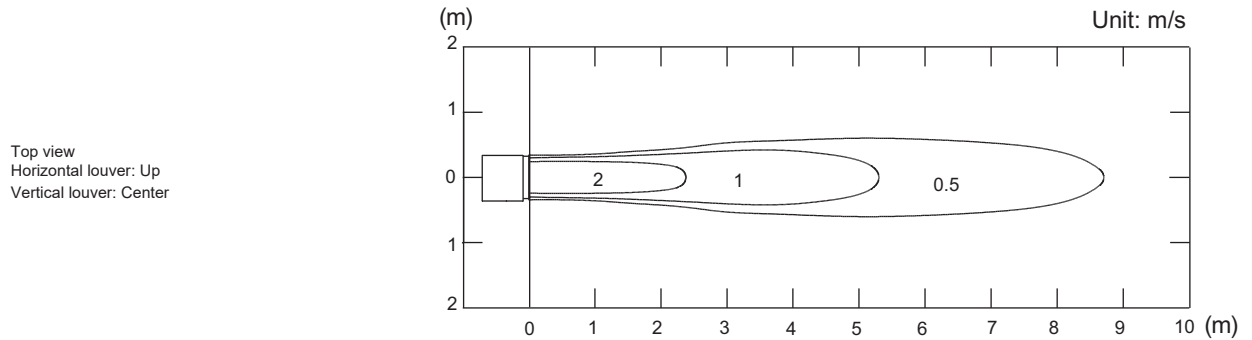


Model: ARXG12KSLAP

NOTE: This data is measured after installing optional Auto Louver Grille Kit.

- Air velocity distribution

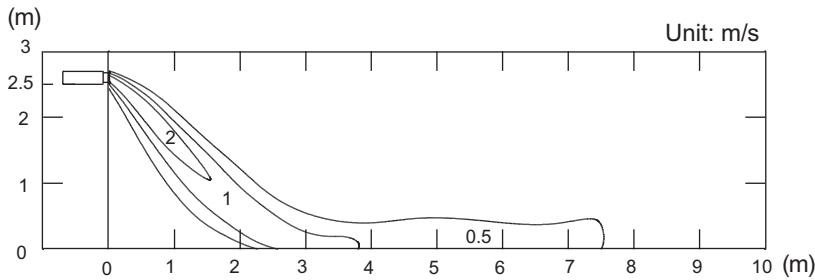
Measuring conditions	Fan speed	Operation mode
	HIGH	FAN



• Air velocity distribution

Measuring conditions	Fan speed	Operation mode
	HIGH	HEAT

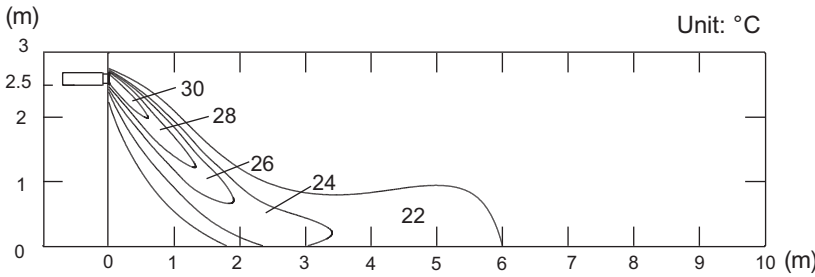
Side view
Horizontal louver: Down
Vertical louver: Center



• Air temperature distribution

Measuring conditions	Fan speed	Operation mode
	HIGH	HEAT

Side view
Horizontal louver: Down
Vertical louver: Center

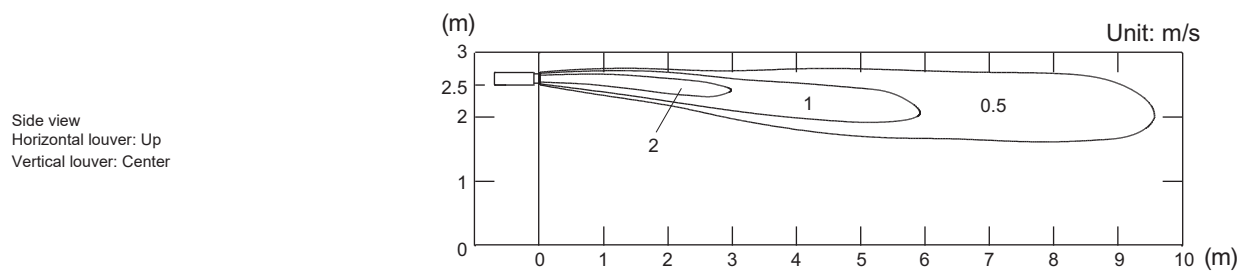
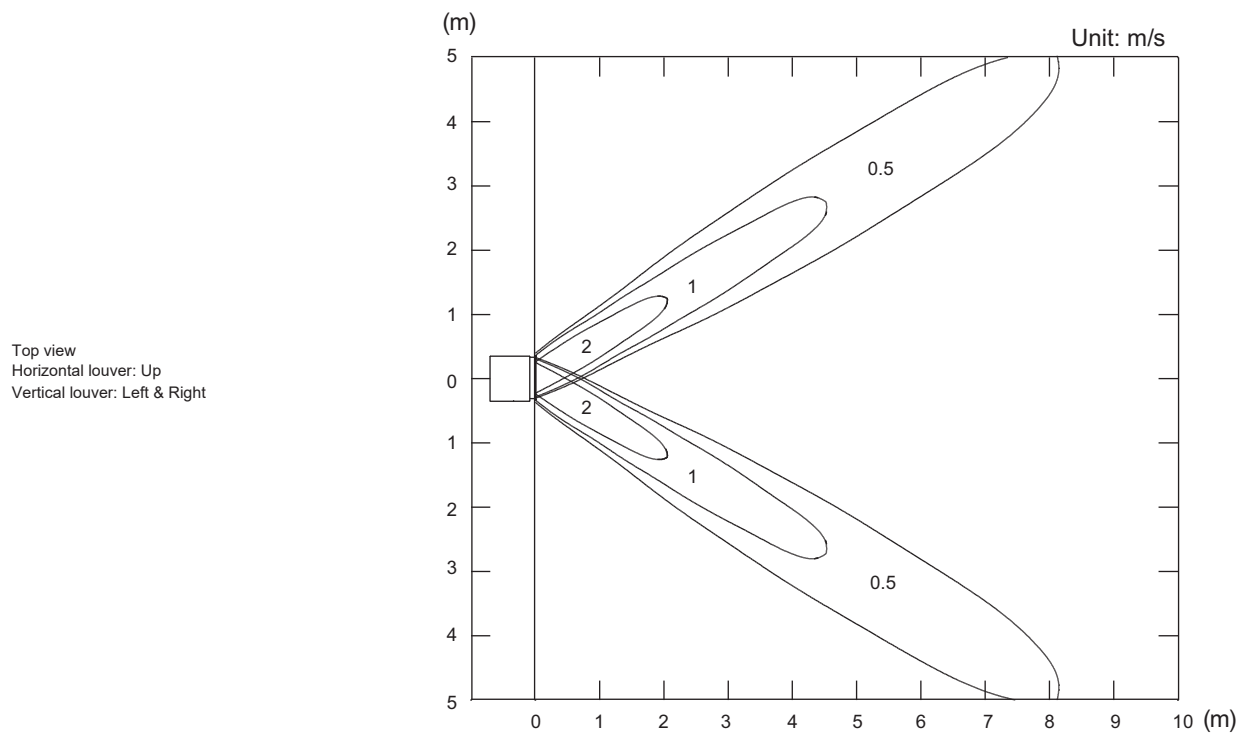
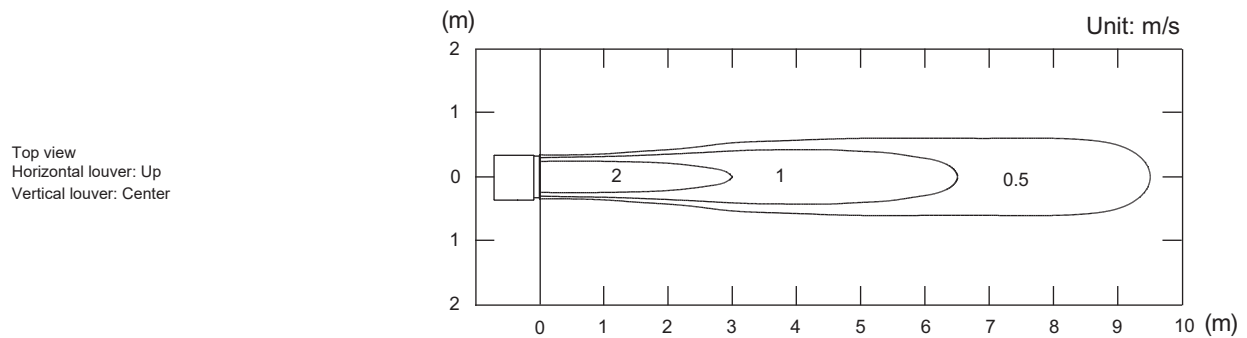


Model: ARXG14KSLAP

NOTE: This data is measured after installing optional Auto louver grille kit.

- Air velocity distribution

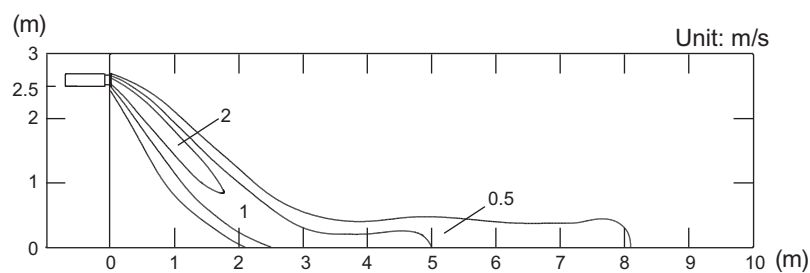
Measuring conditions	Fan speed	Operation mode
	HIGH	FAN



- Air velocity distribution

Measuring conditions	Fan speed	Operation mode
	HIGH	HEAT

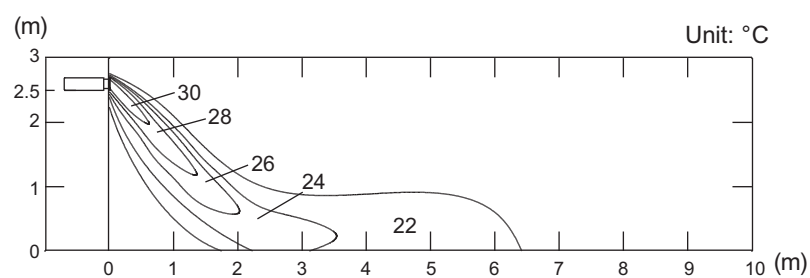
Side view
Horizontal louver: Down
Vertical louver: Center



- Air temperature distribution

Measuring conditions	Fan speed	Operation mode
	HIGH	HEAT

Side view
Horizontal louver: Down
Vertical louver: Center

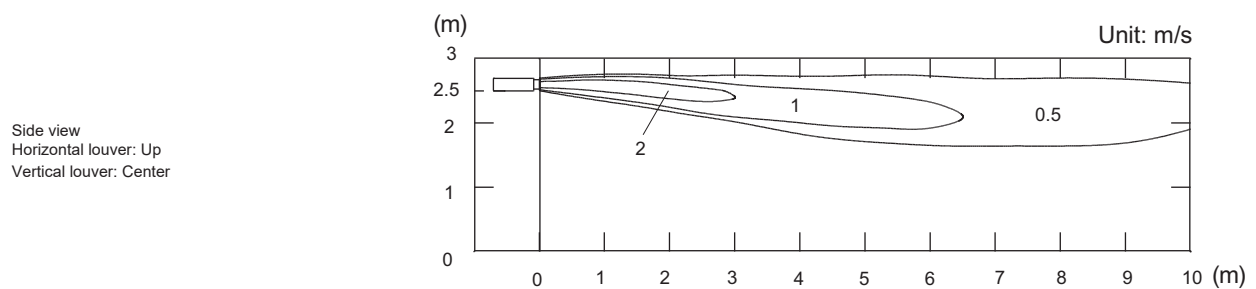
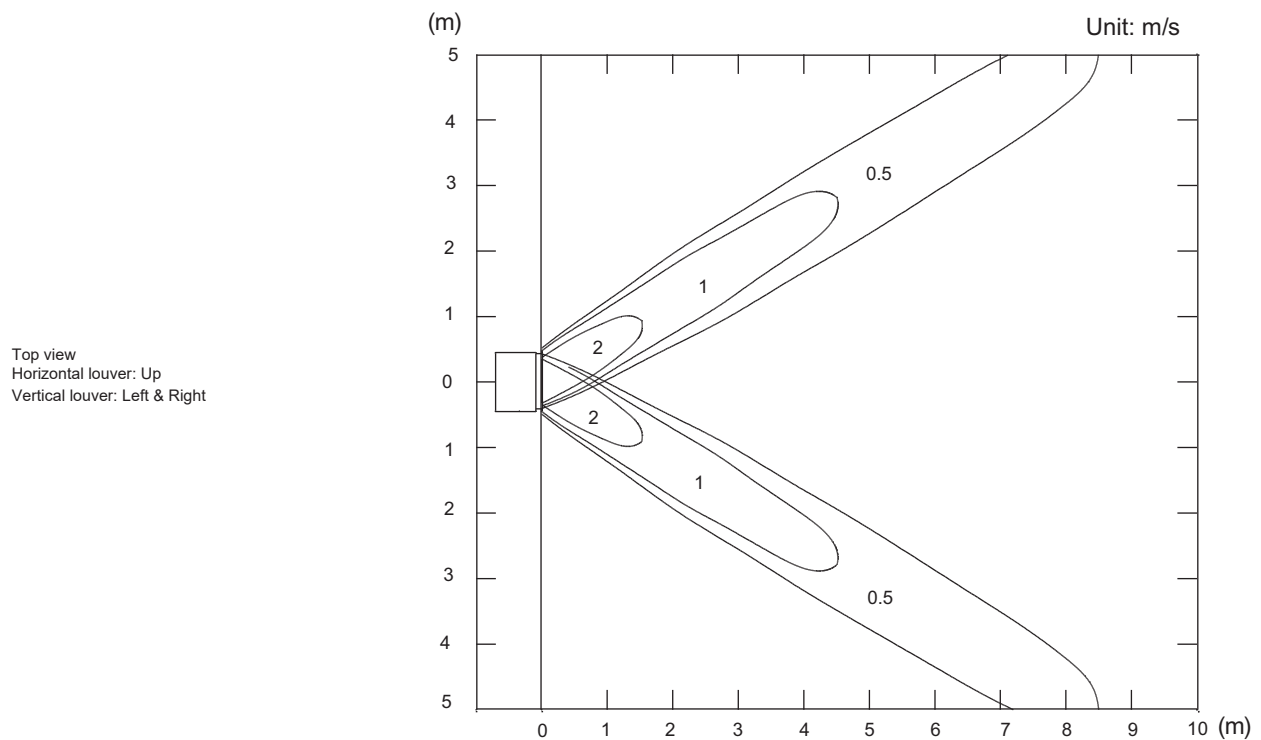
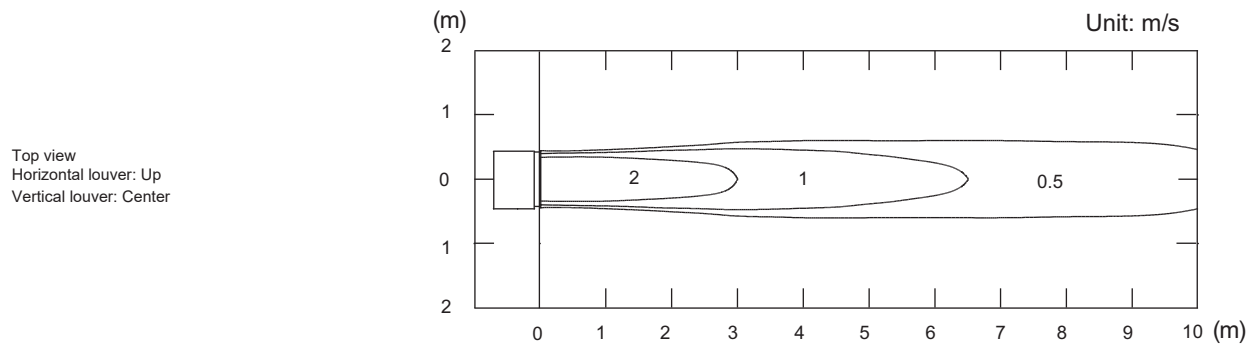


Model: ARXG18KSLAP

NOTE: This data is measured after installing optional Auto Louver Grille Kit.

- Air velocity distribution

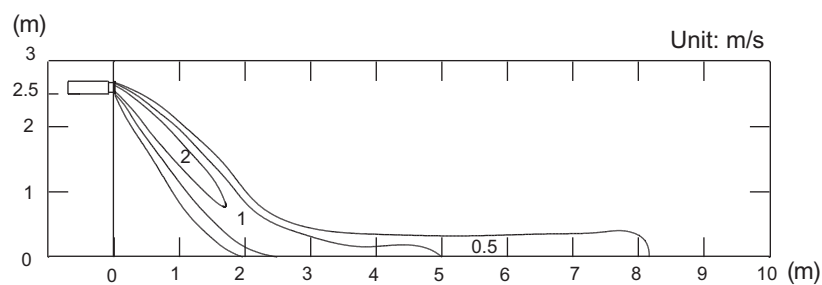
Measuring conditions	Fan speed	Operation mode
	HIGH	FAN



- Air velocity distribution

Measuring conditions	Fan speed	Operation mode
	HIGH	HEAT

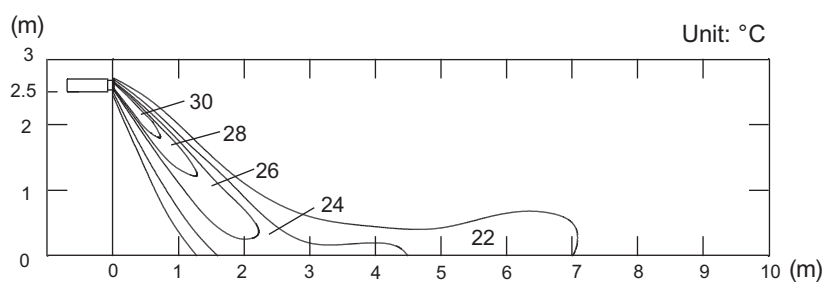
Side view
Horizontal louver: Down
Vertical louver: Center



- Air temperature distribution

Measuring conditions	Fan speed	Operation mode
	HIGH	HEAT

Side view
Horizontal louver: Down
Vertical louver: Center



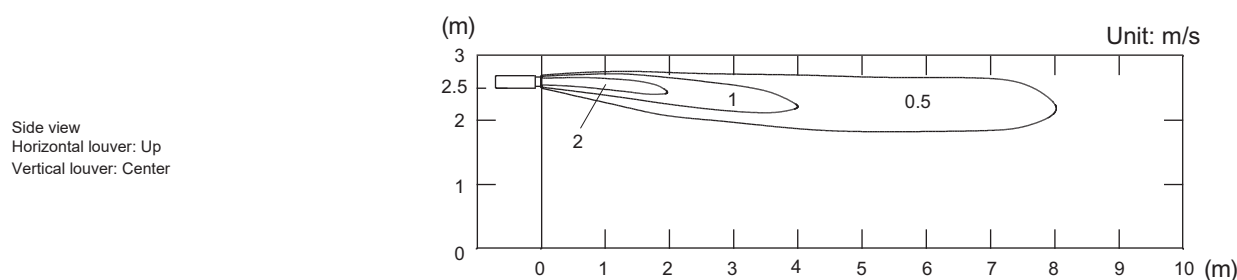
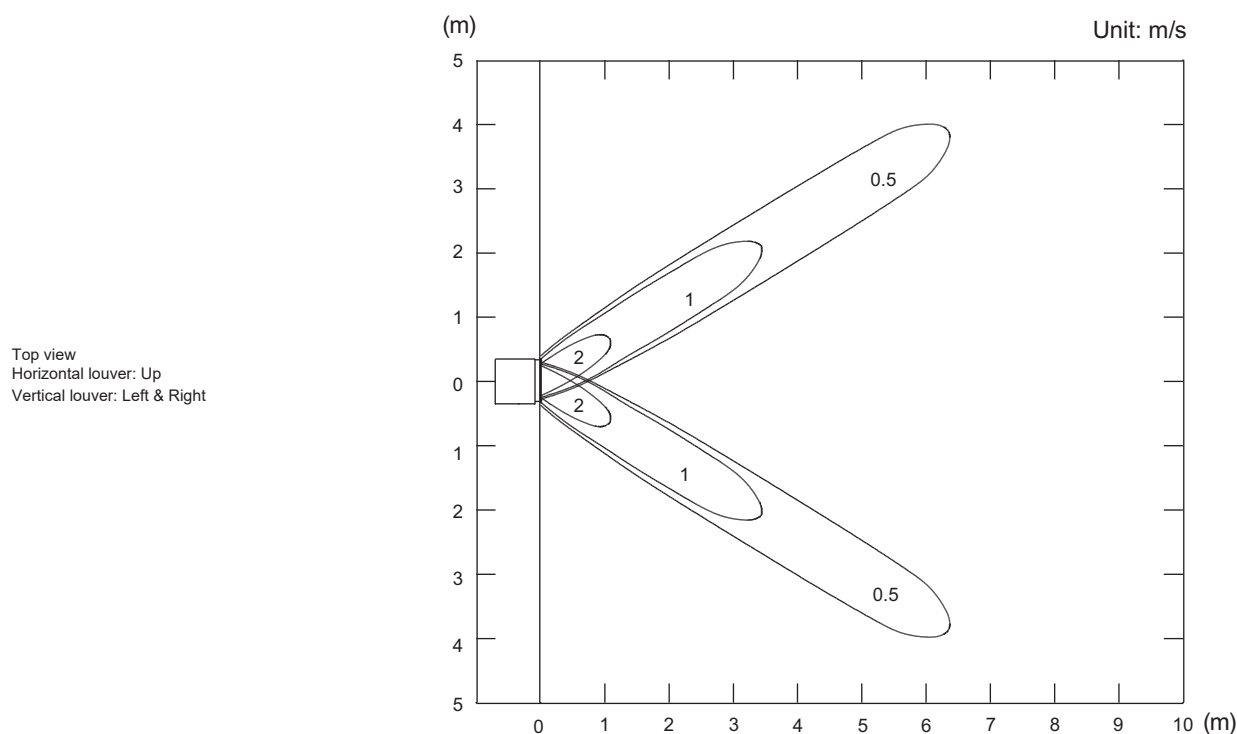
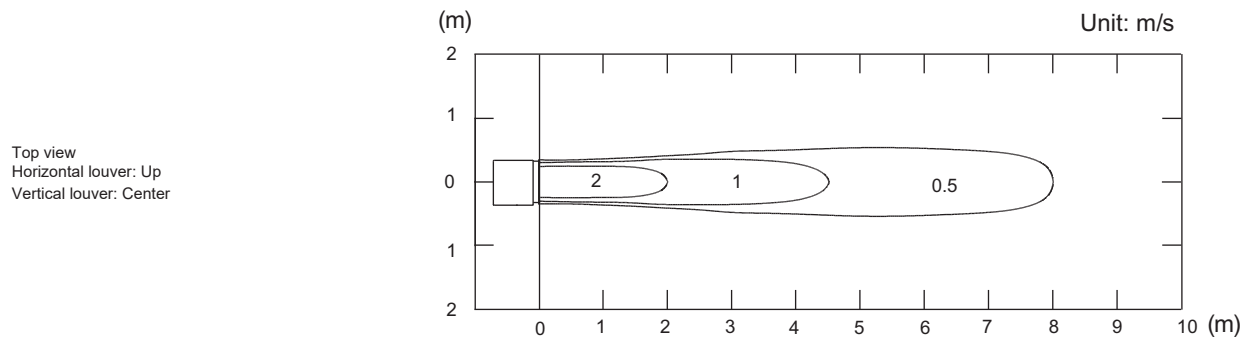
6-3. Slim duct type

■ Model: ARXG07KLLAP

NOTE: This data is measured after installing optional Auto louver grille kit.

- Air velocity distribution

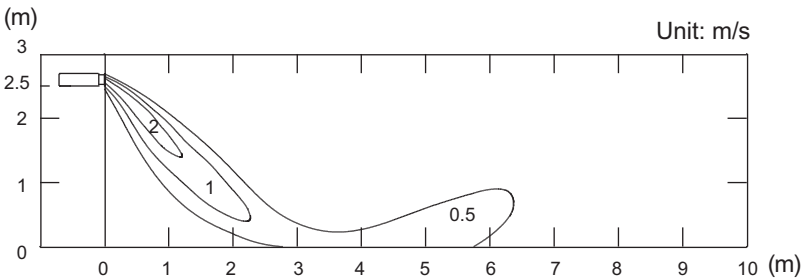
Measuring conditions	Fan speed	Operation mode
	HIGH	FAN



• Air velocity distribution

Measuring conditions	Fan speed	Operation mode
	HIGH	HEAT

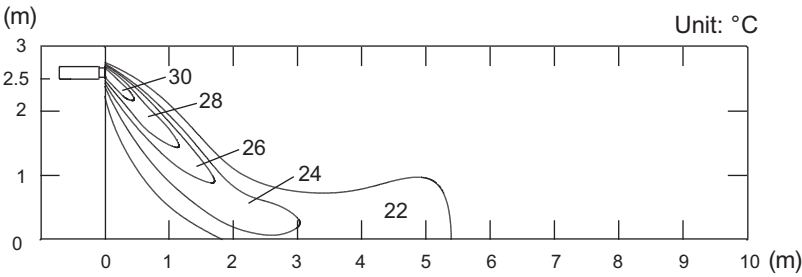
Side view
Horizontal louver: Down
Vertical louver: Center



• Air temperature distribution

Measuring conditions	Fan speed	Operation mode
	HIGH	HEAT

Side view
Horizontal louver: Down
Vertical louver: Center

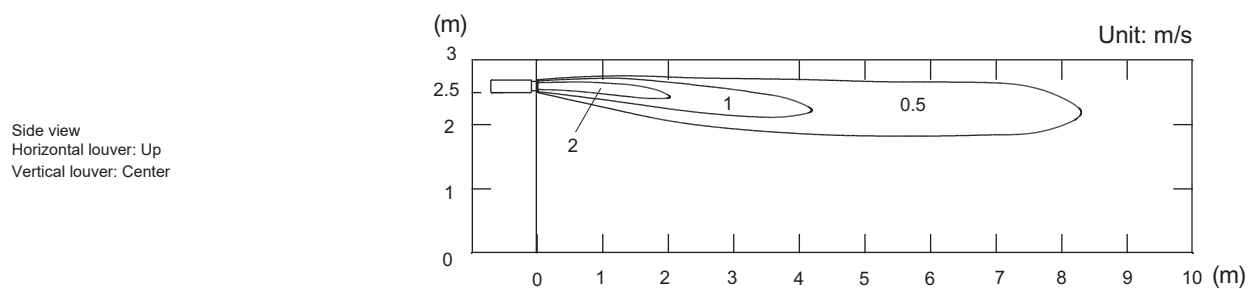
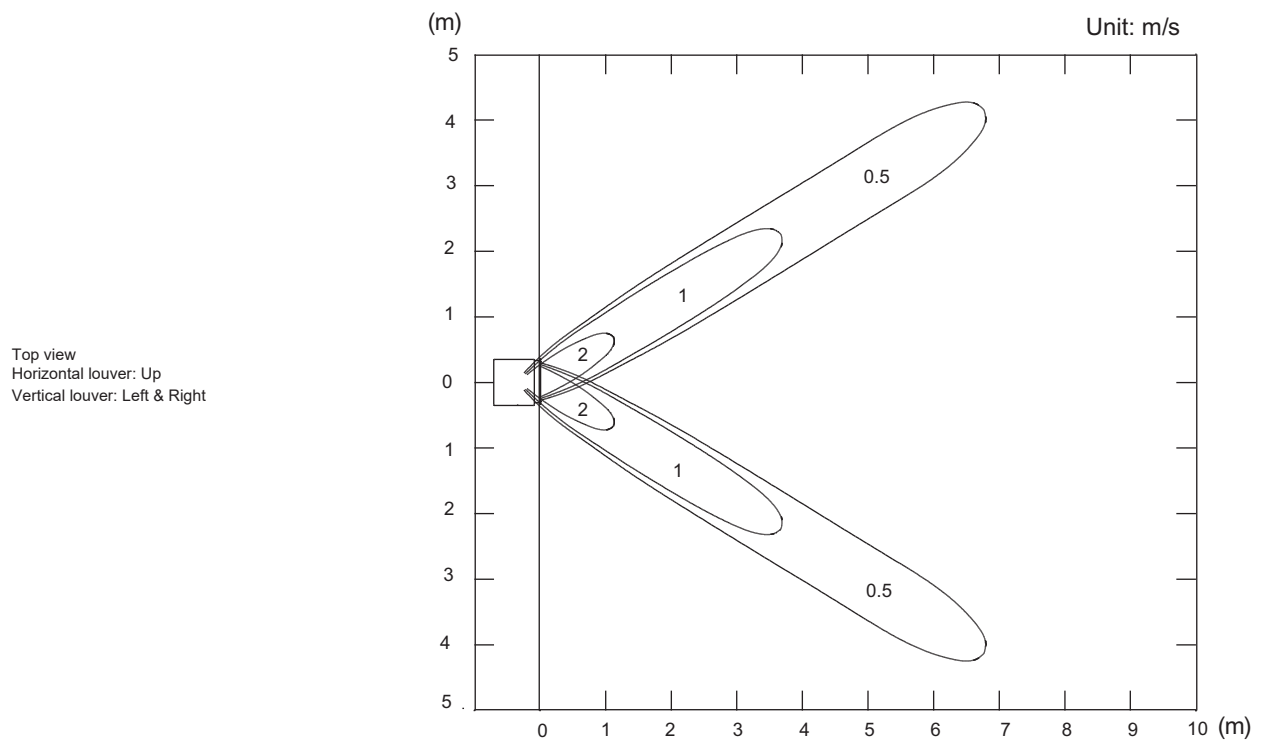
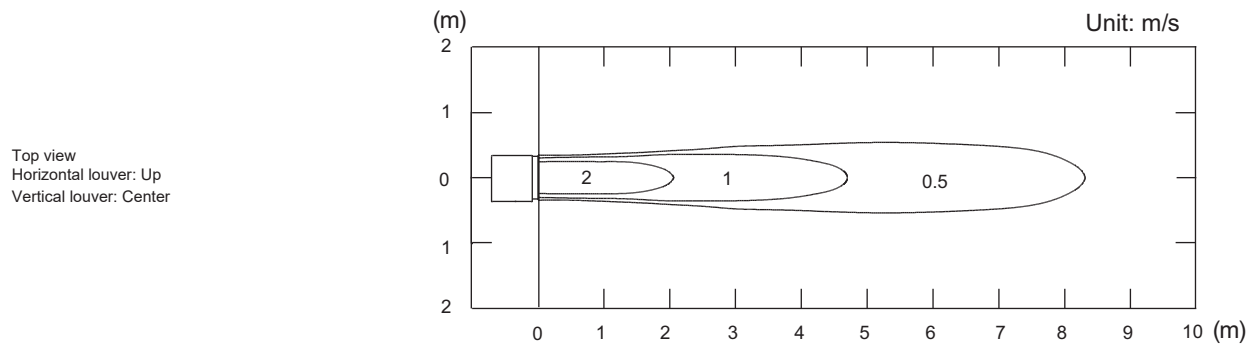


Model: ARXG09KLLAP

NOTE: This data is measured after installing optional Auto louver grille kit.

- Air velocity distribution

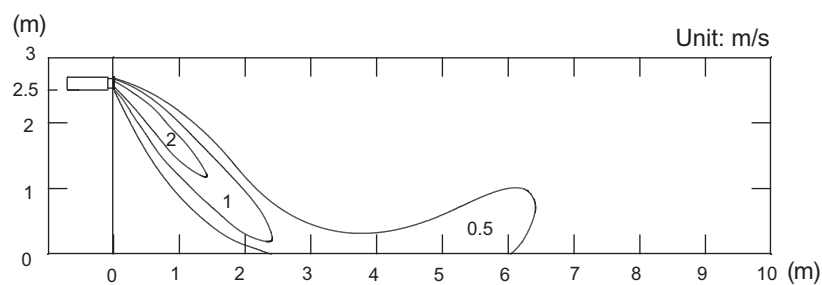
Measuring conditions	Fan speed	Operation mode
	HIGH	FAN



- Air velocity distribution

Measuring conditions	Fan speed	Operation mode
	HIGH	HEAT

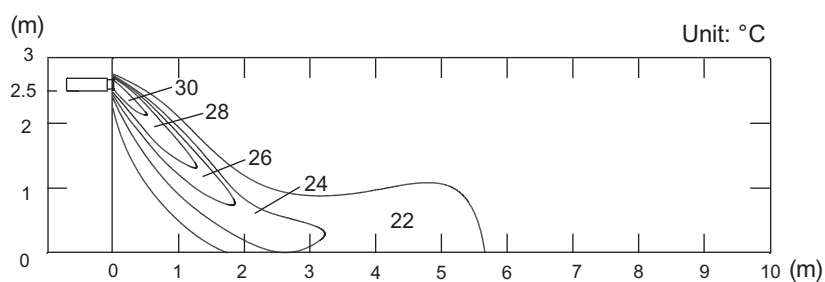
Side view
Horizontal louver: Down
Vertical louver: Center



- Air temperature distribution

Measuring conditions	Fan speed	Operation mode
	HIGH	HEAT

Side view
Horizontal louver: Down
Vertical louver: Center

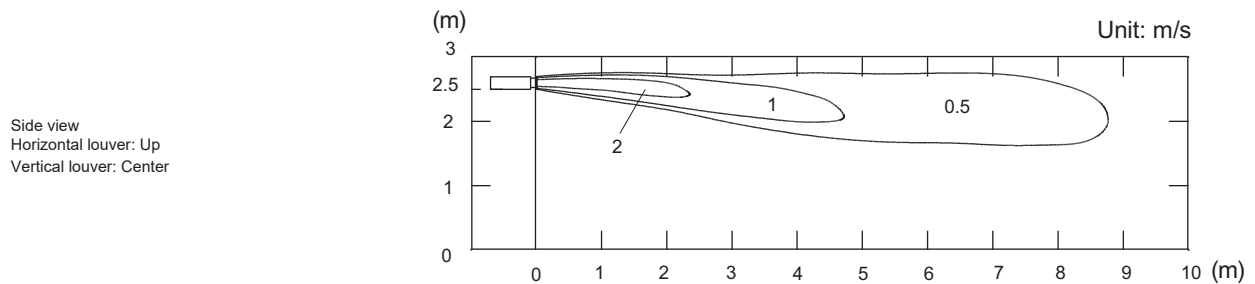
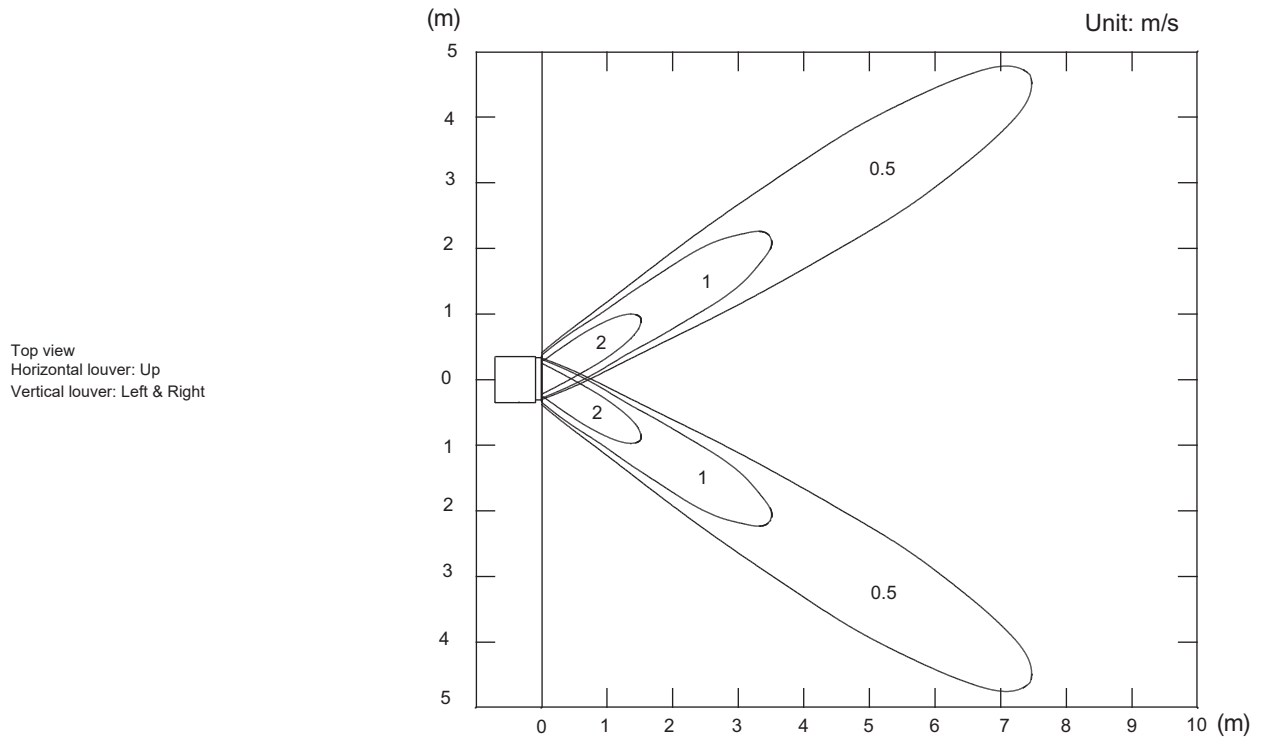
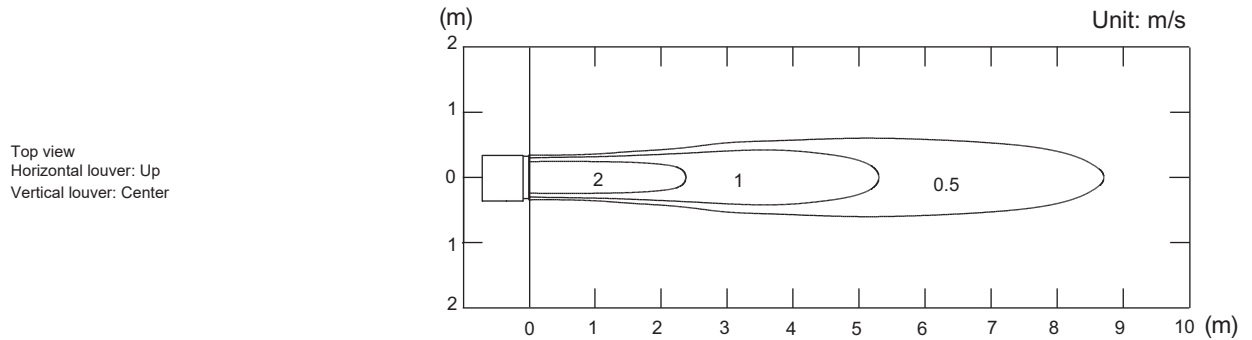


Model: ARXG12KLLAP

NOTE: This data is measured after installing optional Auto louver grille kit.

- Air velocity distribution

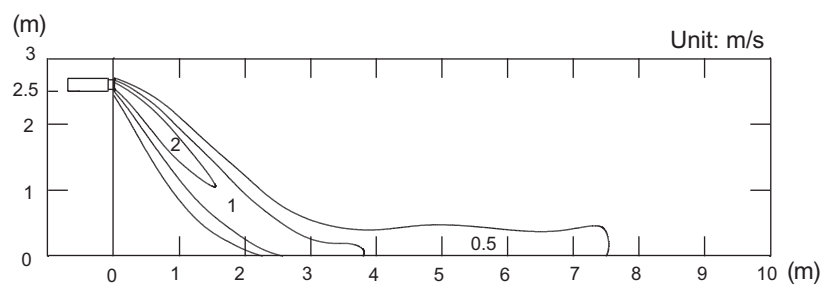
Measuring conditions	Fan speed	Operation mode
	HIGH	FAN



- Air velocity distribution

Measuring conditions	Fan speed	Operation mode
	HIGH	HEAT

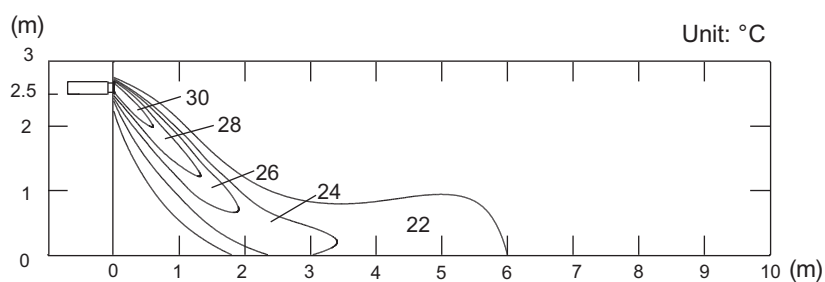
Side view
Horizontal louver: Down
Vertical louver: Center



- Air temperature distribution

Measuring conditions	Fan speed	Operation mode
	HIGH	HEAT

Side view
Horizontal louver: Down
Vertical louver: Center

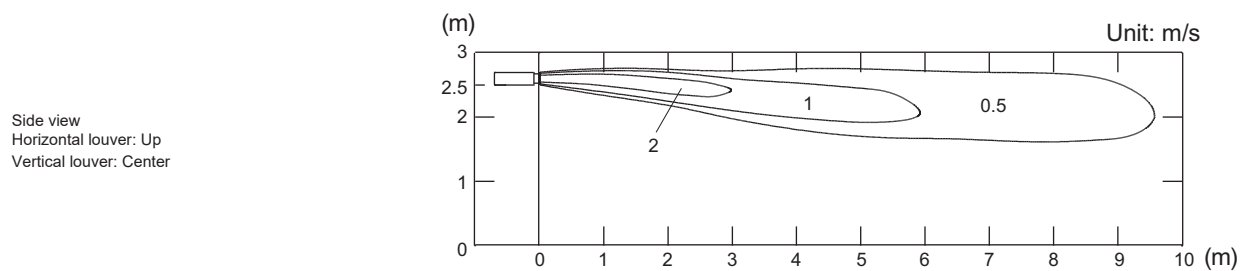
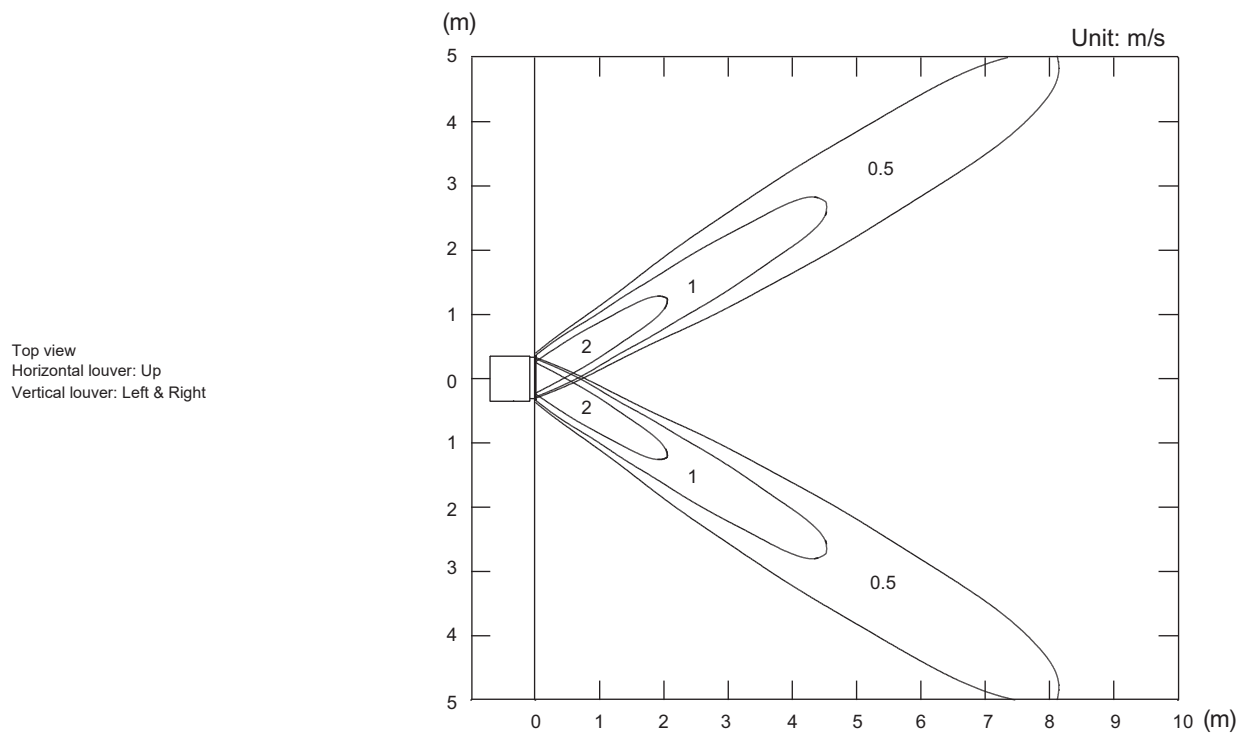
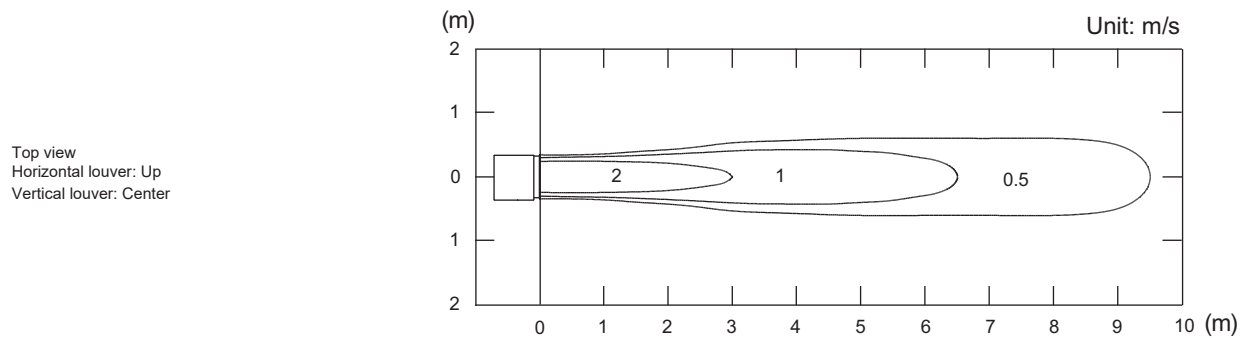


Model: ARXG14KLLAP

NOTE: This data is measured after installing optional Auto louver grille kit.

- Air velocity distribution

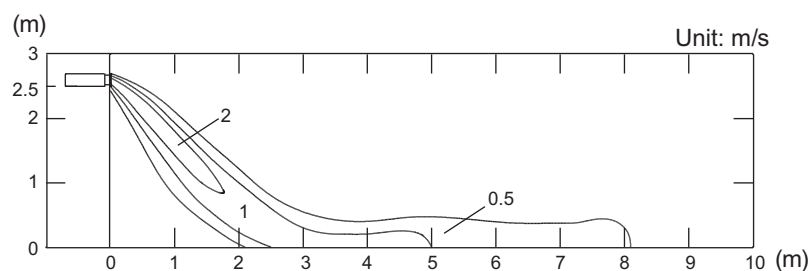
Measuring conditions	Fan speed	Operation mode
	HIGH	FAN



- Air velocity distribution

Measuring conditions	Fan speed	Operation mode
	HIGH	HEAT

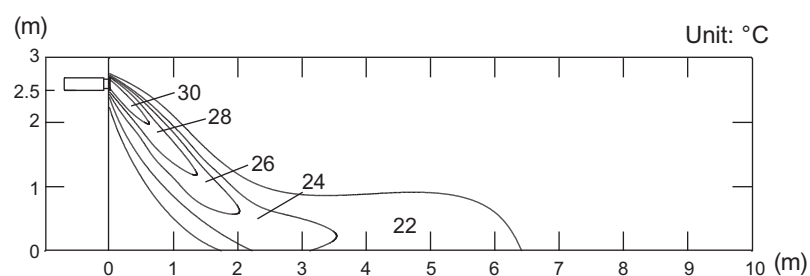
Side view
Horizontal louver: Down
Vertical louver: Center



- Air temperature distribution

Measuring conditions	Fan speed	Operation mode
	HIGH	HEAT

Side view
Horizontal louver: Down
Vertical louver: Center



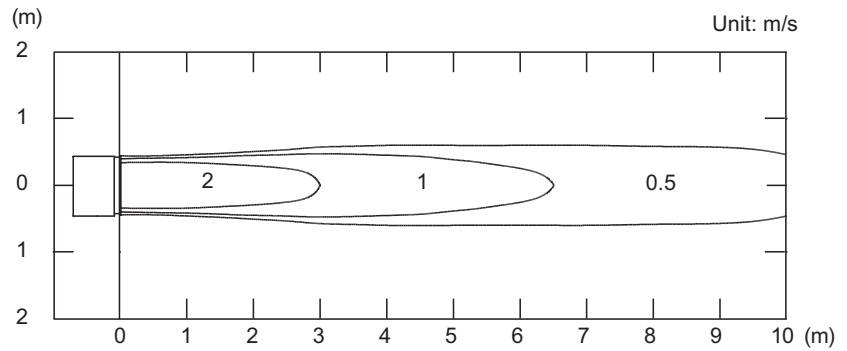
Model: ARXG18KLLAP

NOTE: This data is measured after installing optional Auto Louver Grille Kit.

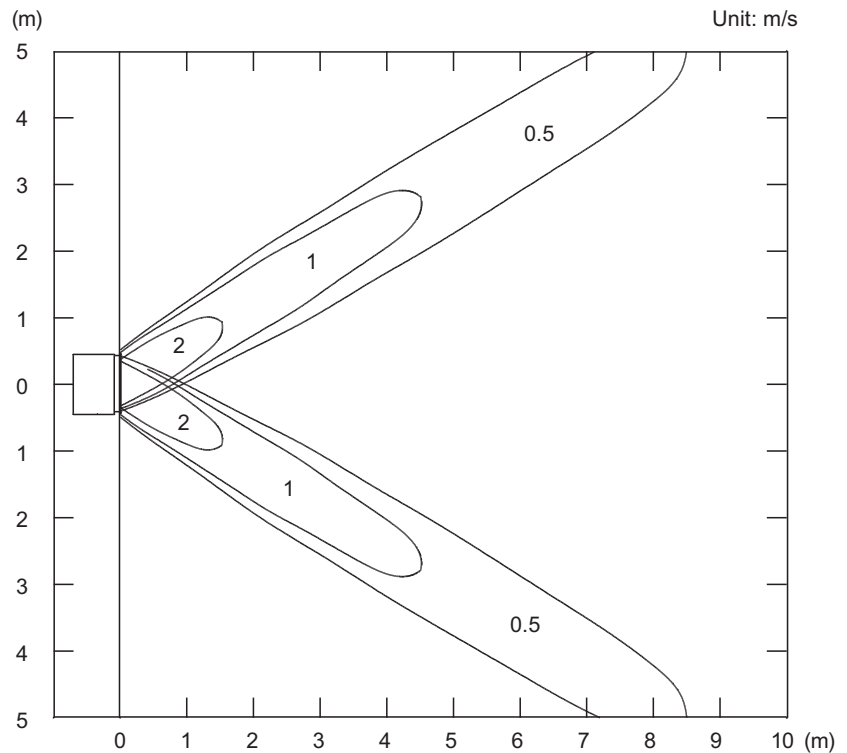
Measuring conditions	Fan speed	Operation mode
	HIGH	FAN

- Air velocity distribution

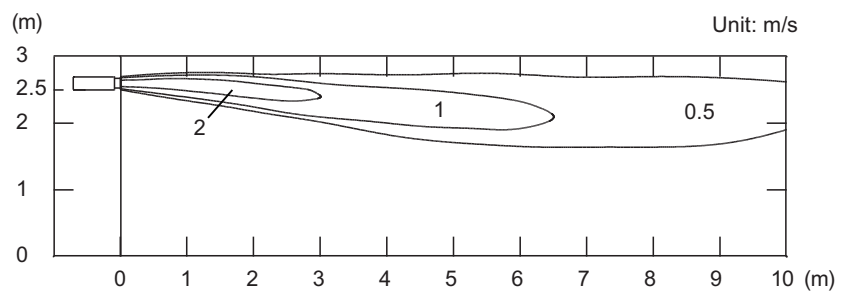
Top view
Horizontal louver: Up
Vertical louver: Center



Top view
Horizontal louver: Up
Vertical louver: Left & Right



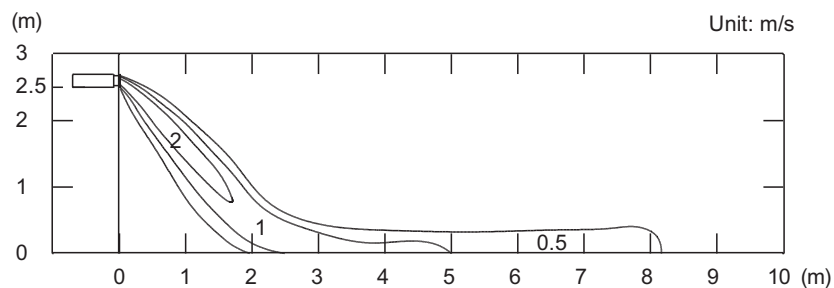
Side view
Horizontal louver: Up
Vertical louver: Center



Measuring conditions	Fan speed	Operation mode
	HIGH	HEAT

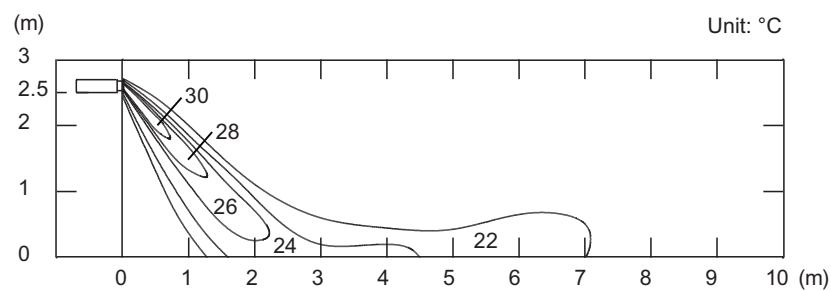
- Air velocity distribution

Side view
Horizontal louver: Down
Vertical louver: Center



- Air temperature distribution

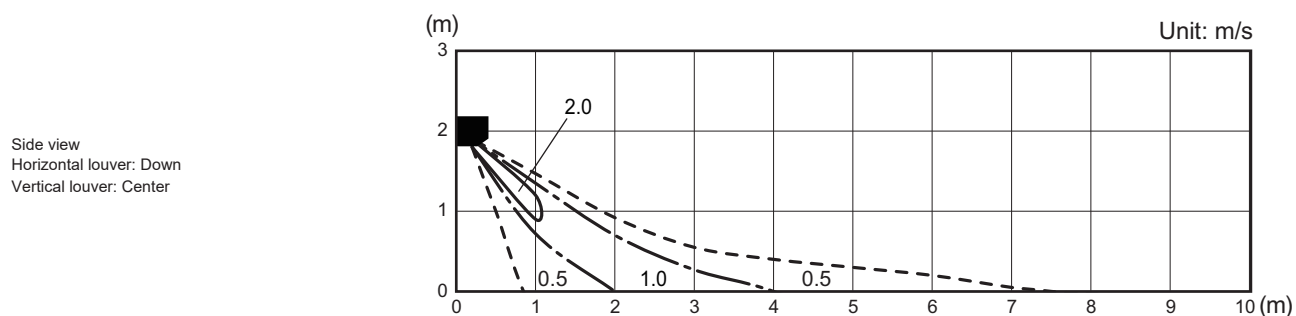
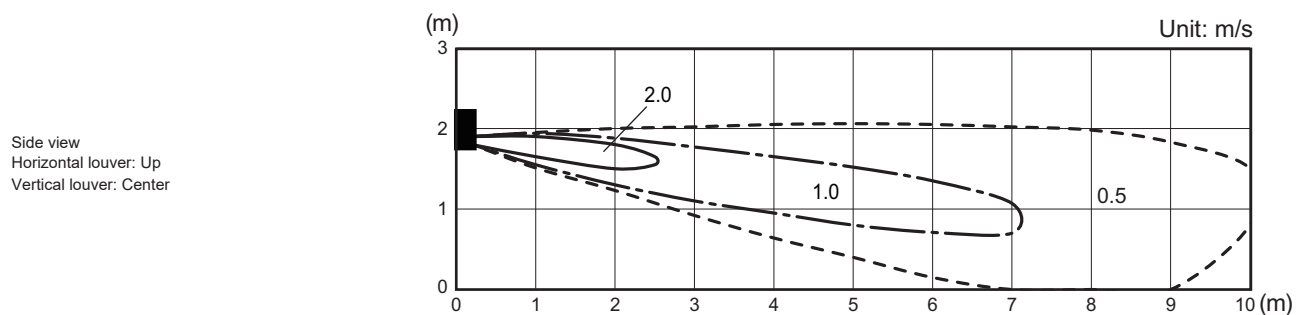
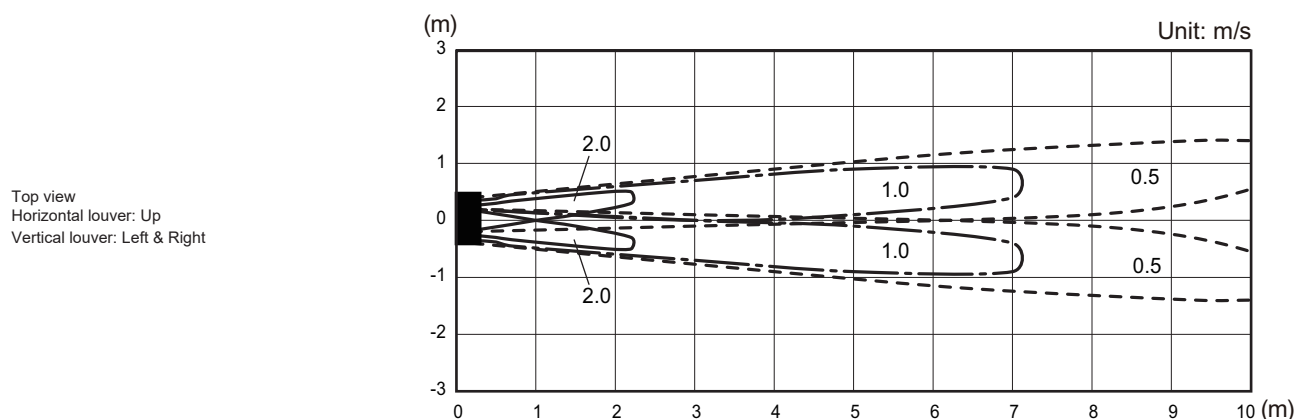
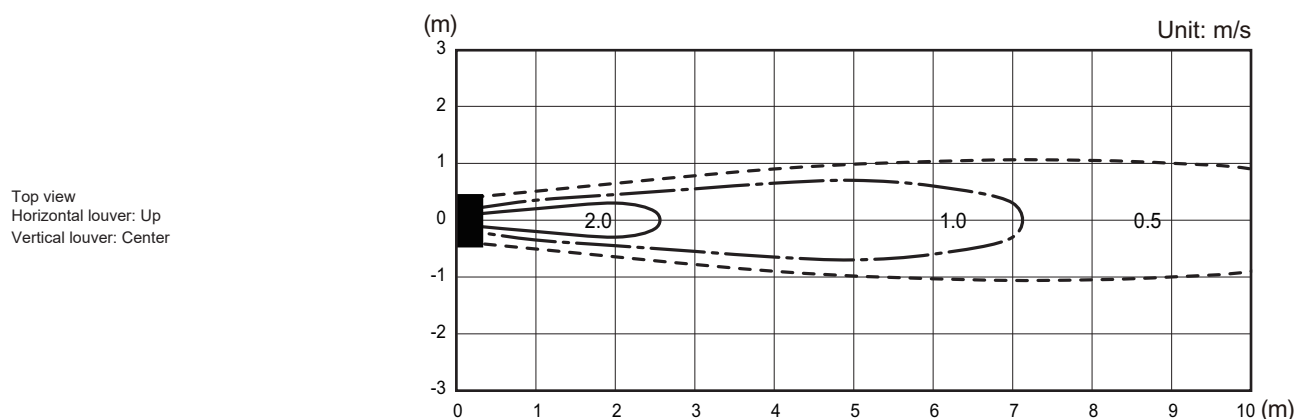
Side view
Horizontal louver: Down
Vertical louver: Center



6-4. Wall mounted type

■ **Models:** ASHG07-12KMTB, ASHG07-12KMCC, ASHG07-12KMCE, ASHG07-12KMCF, ASHH07-12KMCG, ASHH07-12KMCG-B, ASHH07-12KMCH, ASHH07-12KMCH-B, ASHG07-12KETA, ASHG07-12KETA-B, ASHG07-12KETE, ASHG07-12KETE-B, ASHG07-12KETF, ASHG07-12KETF-B, ASHG07-09KGTB, ASHG07-09KGTE, ASHG07-09KGTF, ASHH07-09KGTG, and ASHH07-09KGTH

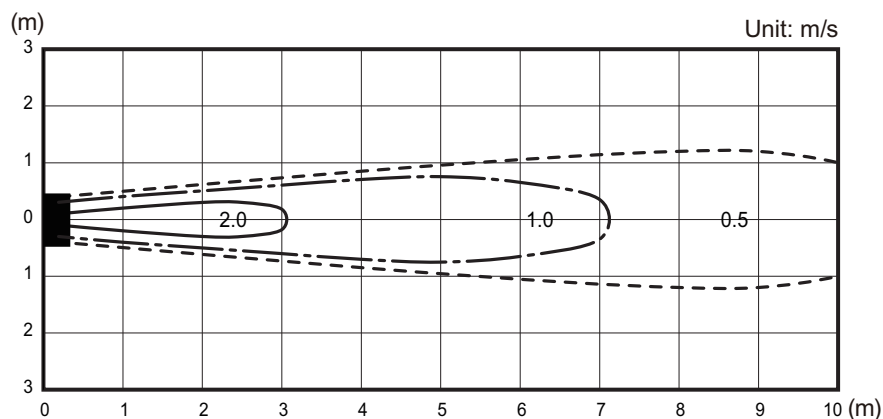
Measuring conditions	Fan speed	Operation mode
	HIGH	FAN



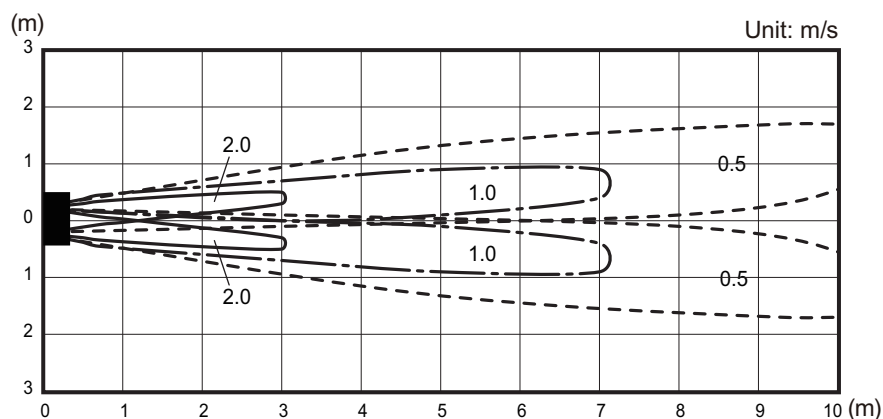
■ **Models: ASHG14KMTB, ASHG14KMCC, ASHG14KMCE, ASHG14KMCF, ASHH14KMCG, ASHH14KMCG-B, ASHH14KMCH, ASHH14KMCH-B, ASHG14KETA, ASHG14KETA-B, ASHG14KETE, ASHG14KETE-B, ASHG14KETF, ASHG14KETF-B, ASHG12-14KGTB, ASHG12-14KGTE, ASHG12-14KGTF, ASHH12-14KGTG, and ASHH12-14KGTH**

Measuring conditions	Fan speed HIGH	Operation mode FAN
----------------------	-------------------	-----------------------

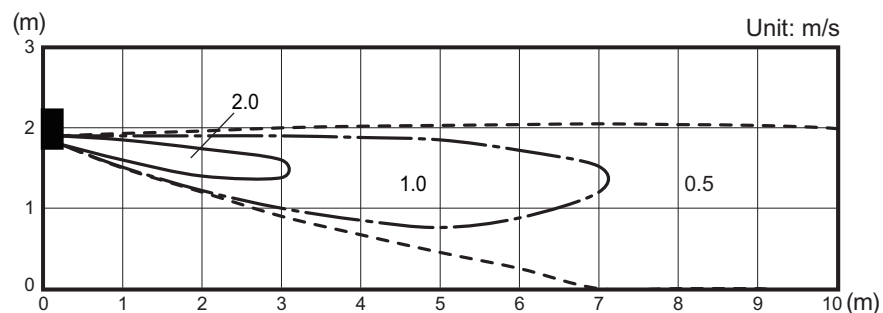
Top view
Horizontal louver: Up
Vertical louver: Center



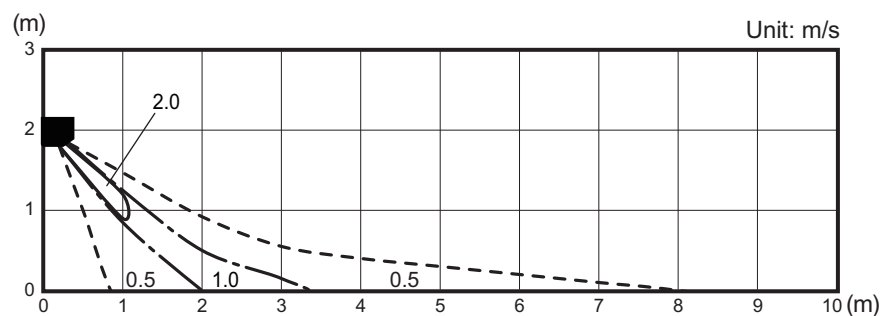
Top view
Horizontal louver: Up
Vertical louver: Left & Right



Side view
Horizontal louver: Up
Vertical louver: Center



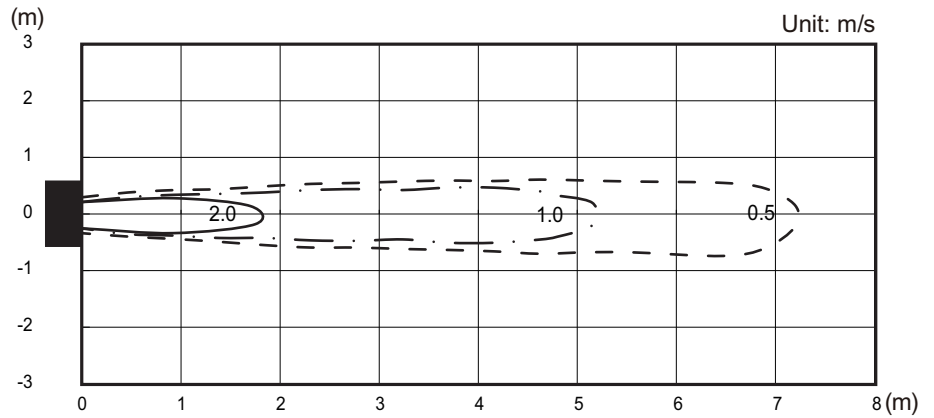
Side view
Horizontal louver: Down
Vertical louver: Center



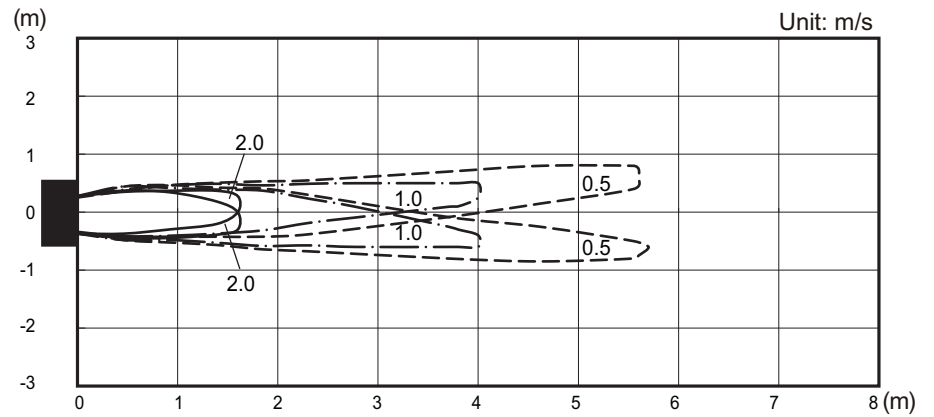
Models: ASHH05KNCA and ASHH05KNCH

Measuring conditions	Fan speed HIGH	Operation mode FAN
----------------------	-------------------	-----------------------

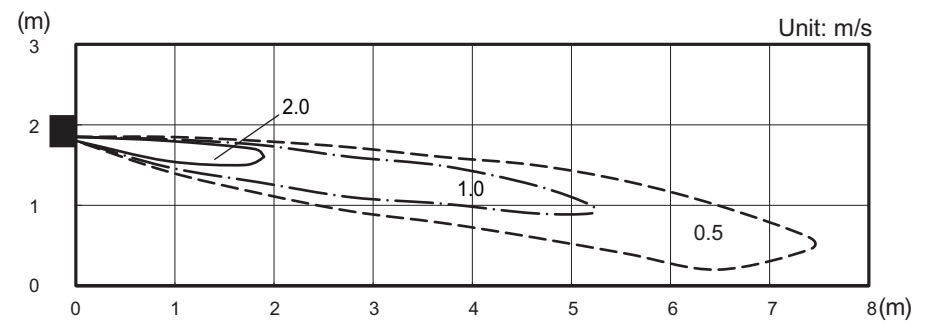
Top view
Horizontal louver: Up
Vertical louver: Center



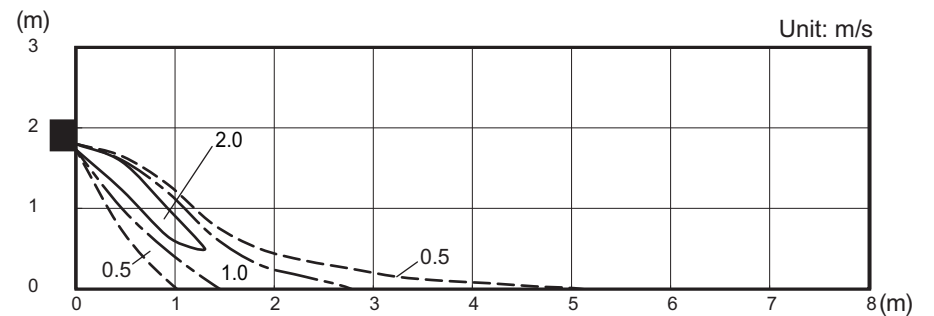
Top view
Horizontal louver: Up
Vertical louver: Left & Right



Side view
Horizontal louver: Up
Vertical louver: Center



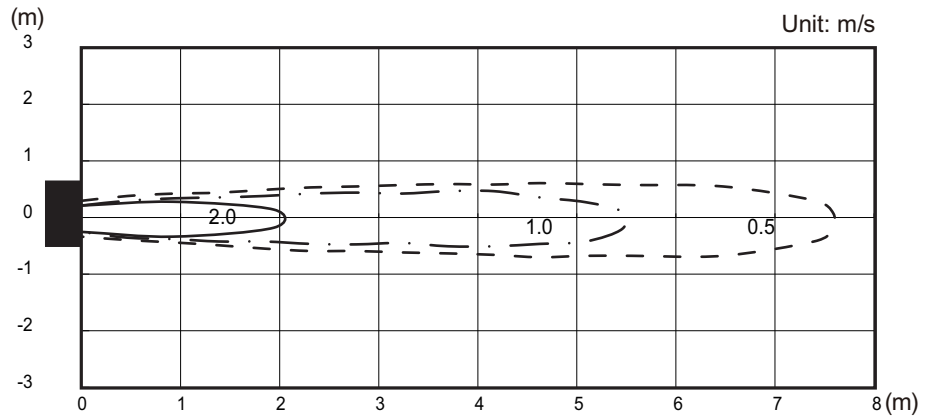
Side view
Horizontal louver: Down
Vertical louver: Center



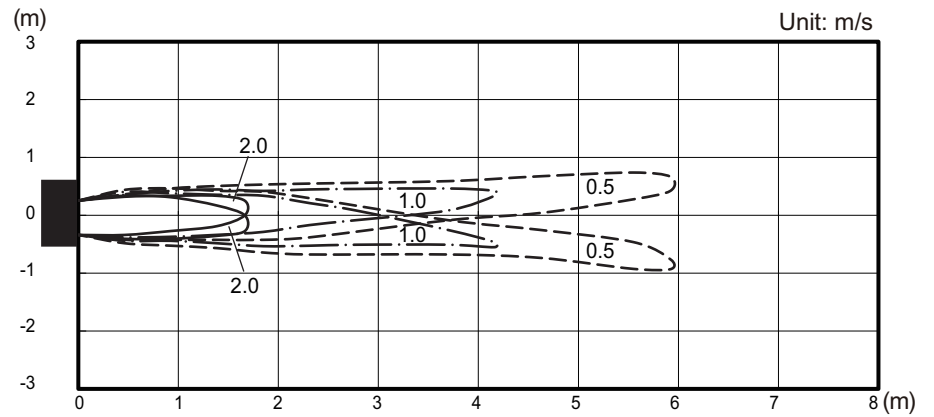
Models: ASHH07KNCA and ASHH07KNCH

Measuring conditions	Fan speed HIGH	Operation mode FAN
----------------------	-------------------	-----------------------

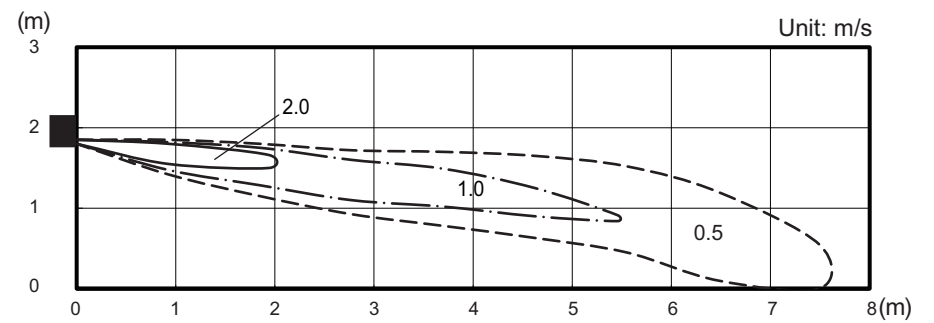
Top view
Horizontal louver: Up
Vertical louver: Center



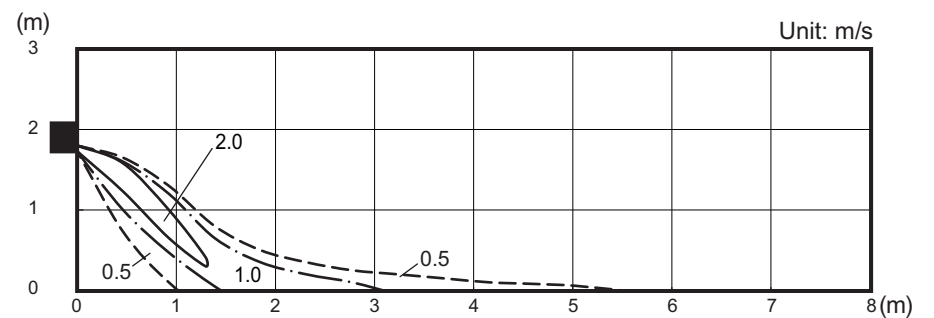
Top view
Horizontal louver: Up
Vertical louver: Left & Right



Side view
Horizontal louver: Up
Vertical louver: Center



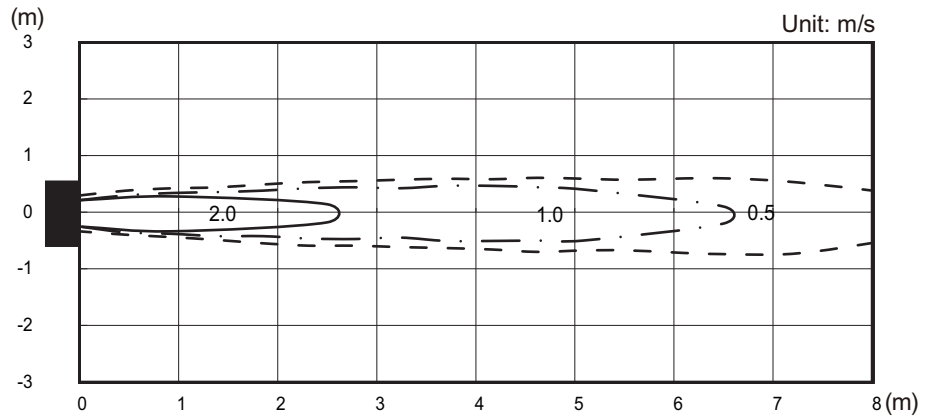
Side view
Horizontal louver: Down
Vertical louver: Center



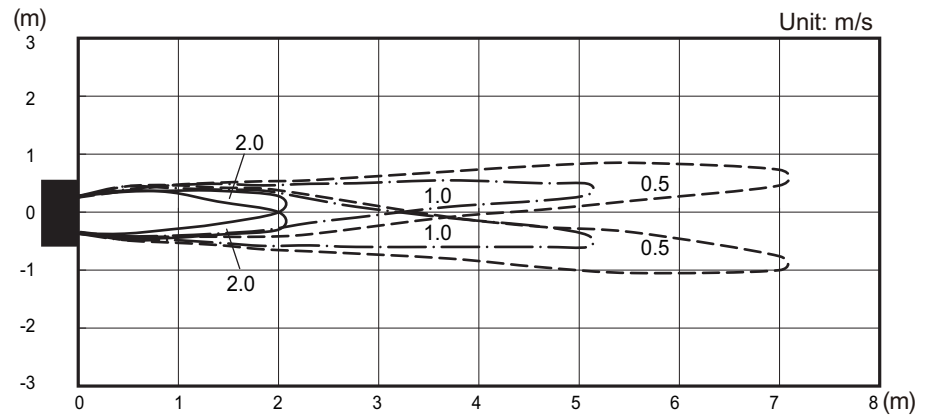
Models: ASHH09KNCA and ASHH09KNCH

Measuring conditions	Fan speed HIGH	Operation mode FAN
----------------------	-------------------	-----------------------

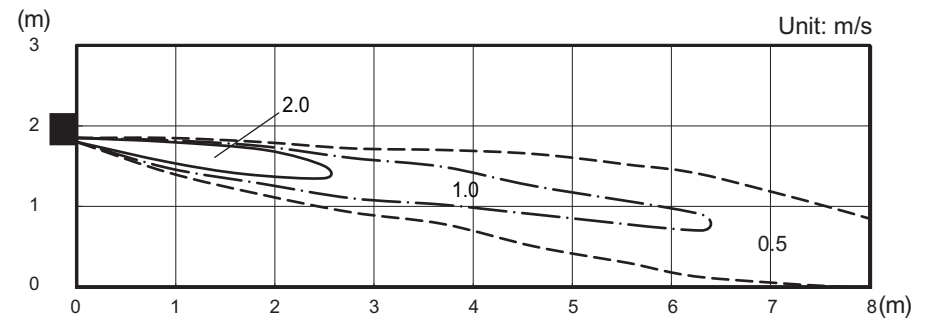
Top view
Horizontal louver: Up
Vertical louver: Center



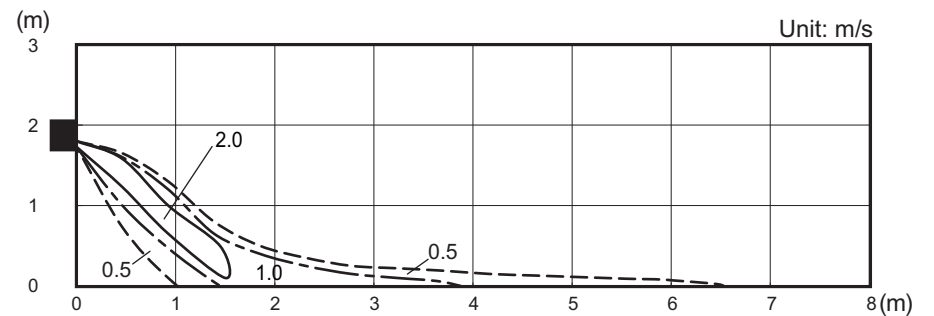
Top view
Horizontal louver: Up
Vertical louver: Left & Right



Side view
Horizontal louver: Up
Vertical louver: Center



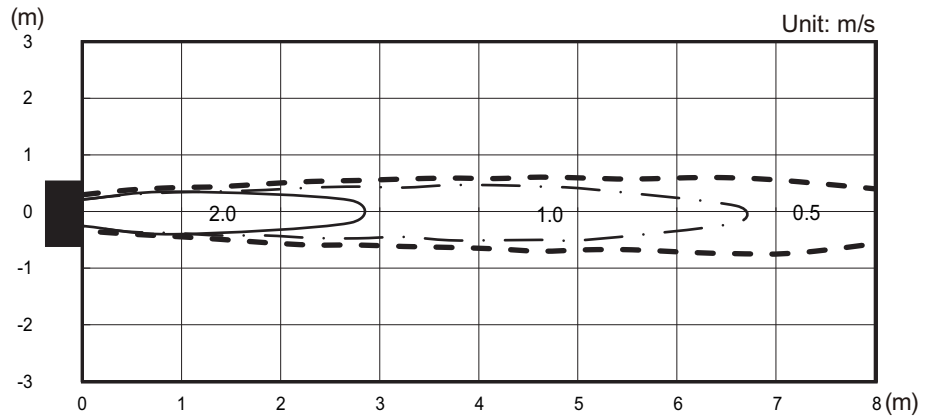
Side view
Horizontal louver: Down
Vertical louver: Center



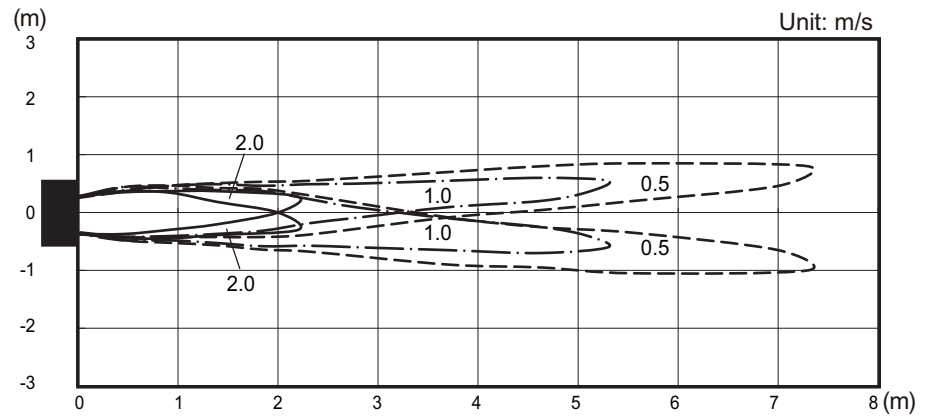
Models: ASHH12KNCA and ASHH12KNCH

Measuring conditions	Fan speed HIGH	Operation mode FAN
----------------------	-------------------	-----------------------

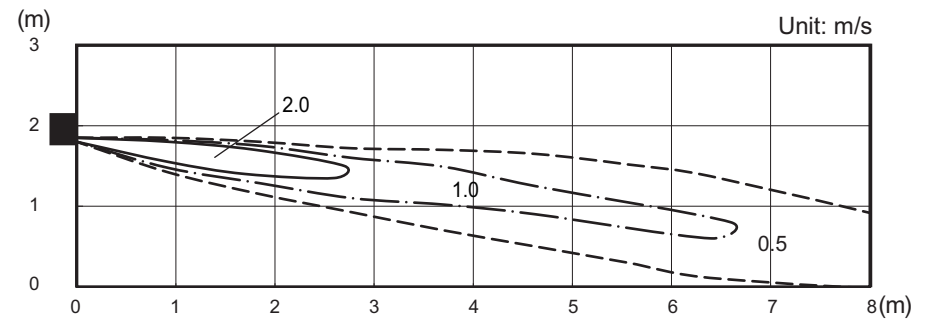
Top view
Horizontal louver: Up
Vertical louver: Center



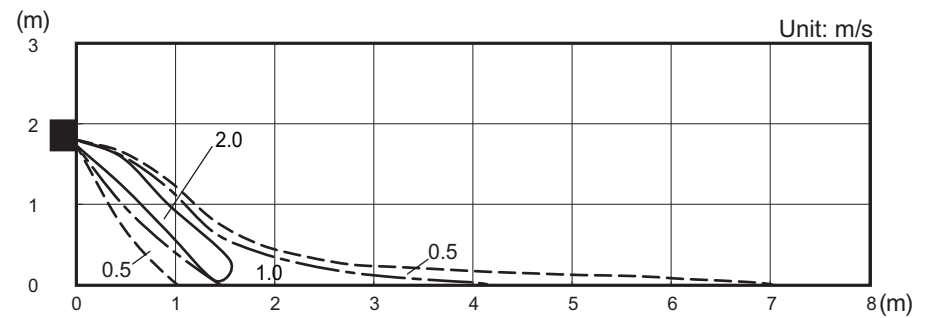
Top view
Horizontal louver: Up
Vertical louver: Left & Right



Side view
Horizontal louver: Up
Vertical louver: Center



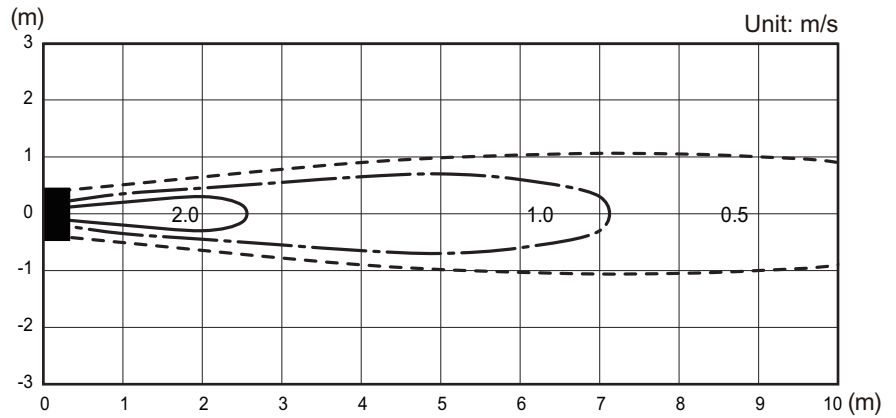
Side view
Horizontal louver: Down
Vertical louver: Center



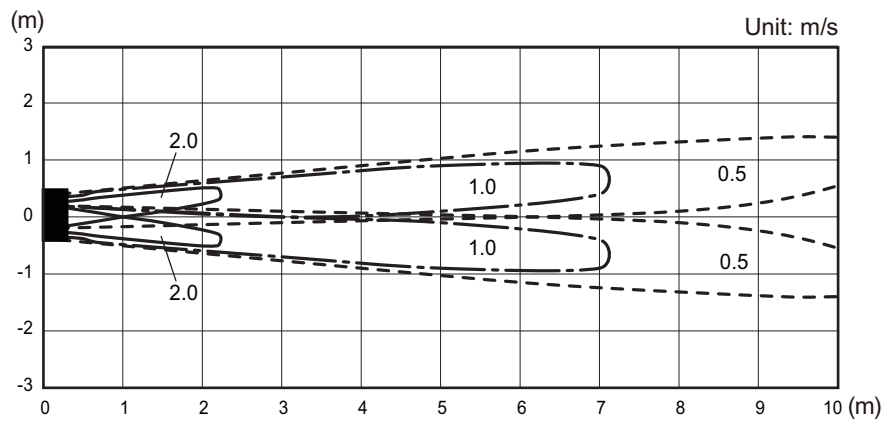
Models: ASHG18KMTB and ASHG18KMTE

Measuring conditions	Fan speed HIGH	Operation mode FAN
----------------------	-------------------	-----------------------

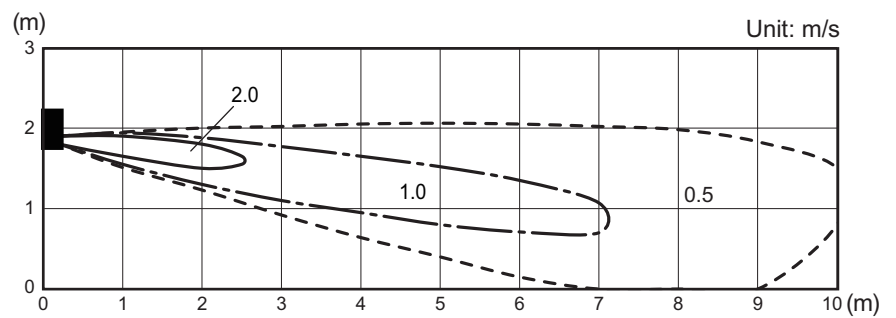
Top view
Horizontal louver: Up
Vertical louver: Center



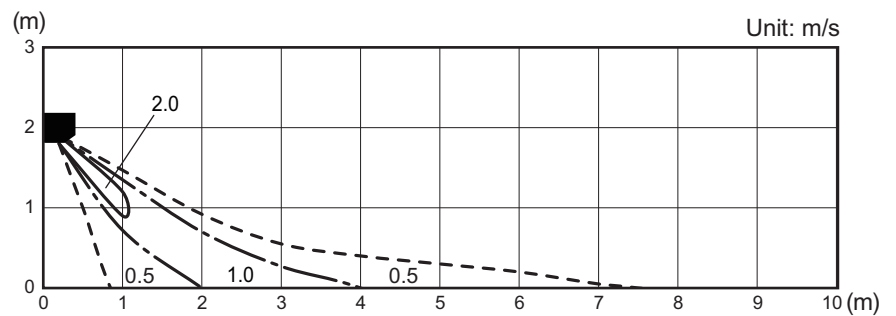
Top view
Horizontal louver: Up
Vertical louver: Left & Right



Side view
Horizontal louver: Up
Vertical louver: Center



Side view
Horizontal louver: Down
Vertical louver: Center

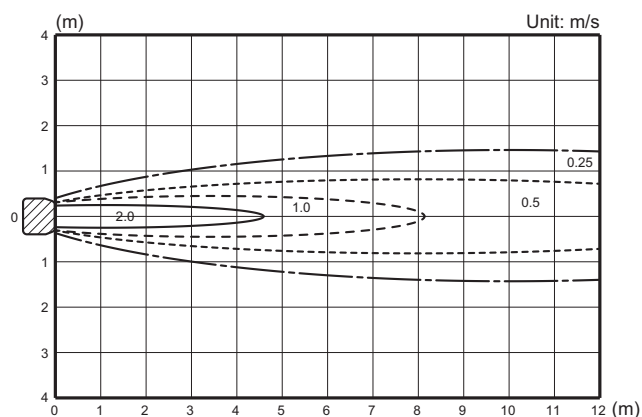


6-5. Ceiling type

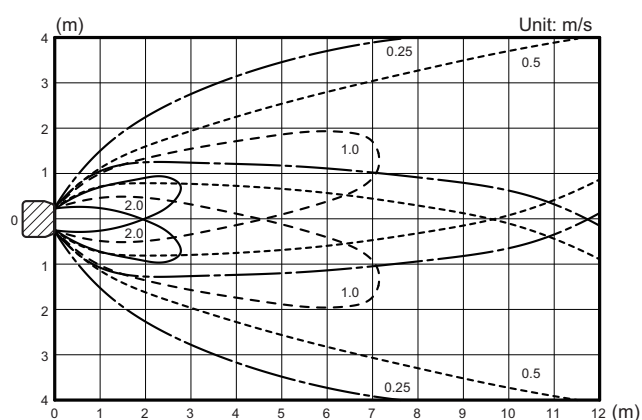
■ Model: ABHG18KRTA

Measuring conditions	Fan speed	Operation mode
	HIGH	FAN

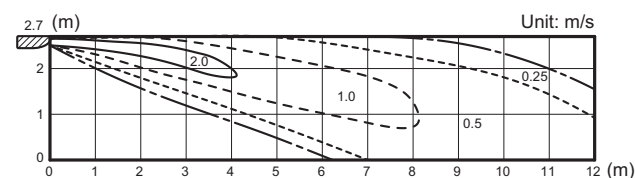
Top view
Horizontal louver: Up
Vertical louver: Center



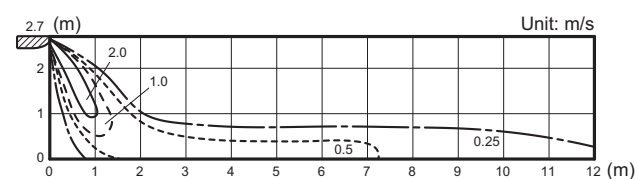
Top view
Horizontal louver: Up
Vertical louver: Left & Right



Side view
Horizontal louver: Up
Vertical louver: Center



Side view
Horizontal louver: Down
Vertical louver: Center

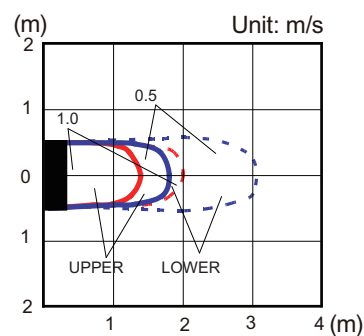


6-6. Floor type

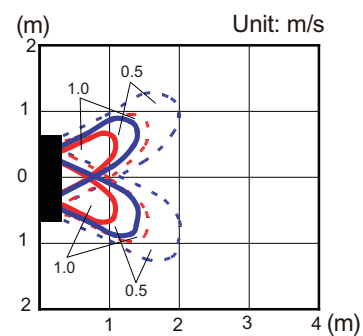
■ Models: AGHG09-14KVCA

Measuring conditions	Fan speed HIGH	Operation mode FAN	Fan select Upper and lower
----------------------	-------------------	-----------------------	-------------------------------

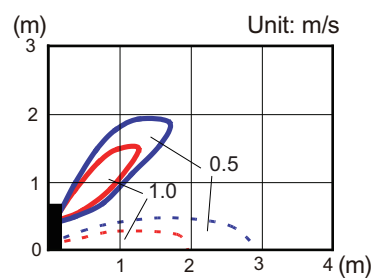
Top view
Horizontal louver: Up
Vertical louver: Center



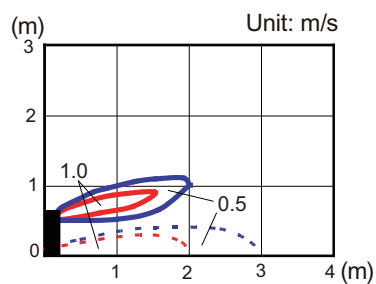
Top view
Horizontal louver: Up
Vertical louver: Left & Right



Side view
Horizontal louver: Up
Vertical louver: Center



Side view
Horizontal louver: Down
Vertical louver: Center

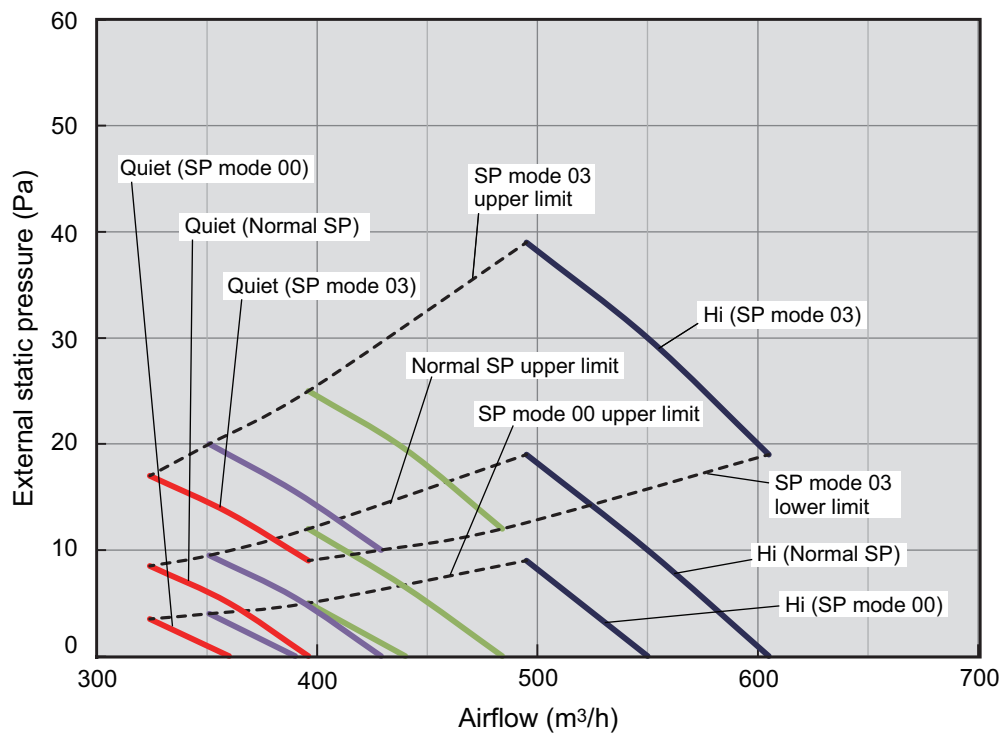


7. Fan performance

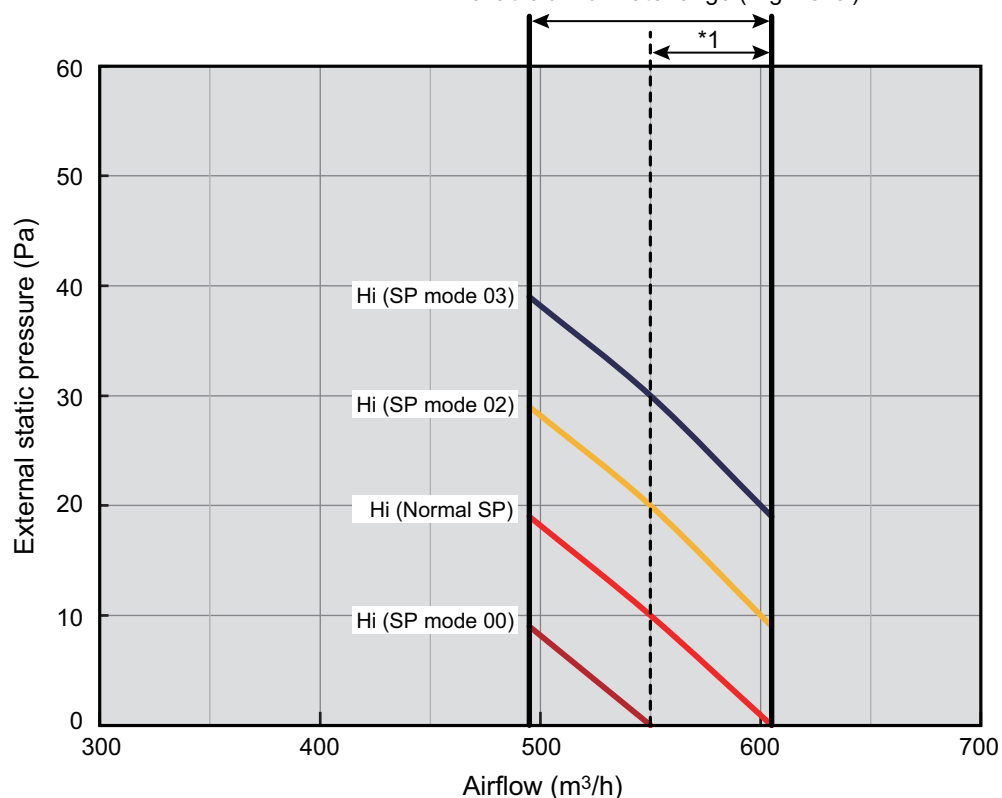
NOTE: Airflow and capacity/outlet temperature curve data are measured based on the same conditions mentioned in "Specifications".

7-1. Mini duct type

■ Model: ARXG07KSLAP



Available airflow rate range (High level)



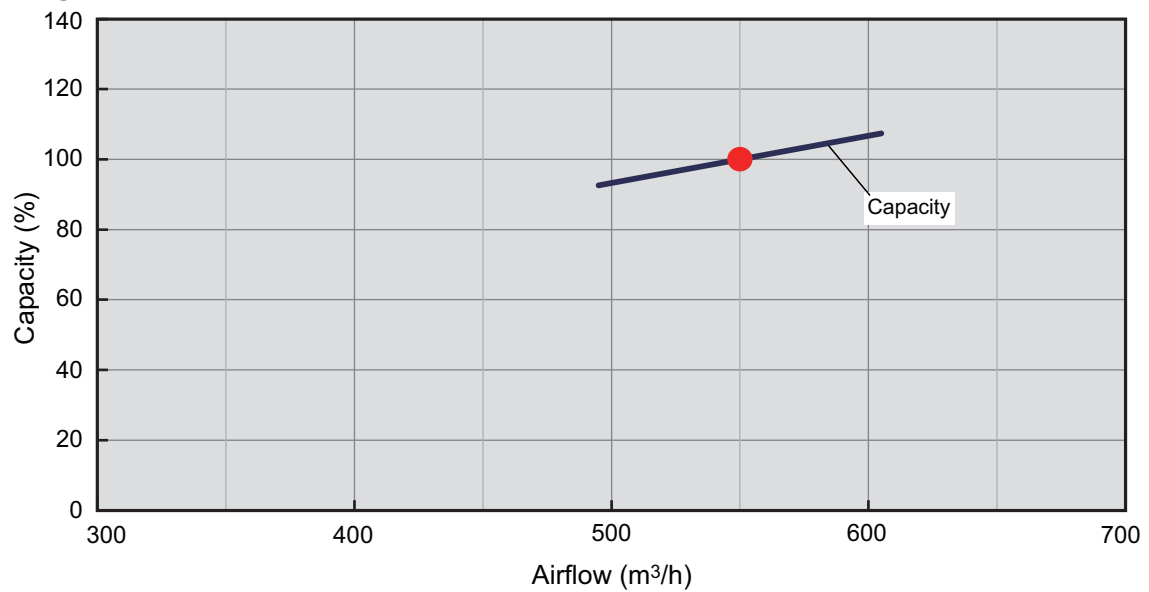
*1: Available airflow rate range when Auto louver grille (option) is installed.

Fan speed: HIGH

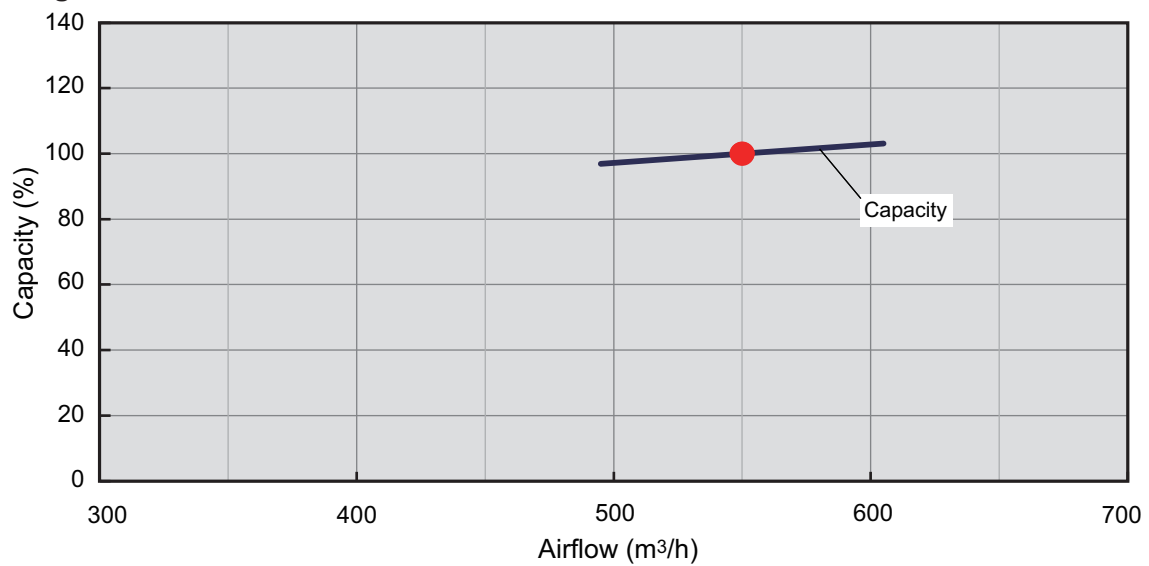
Vertical airflow direction louver: Up

● Characteristics of air volume and capacity

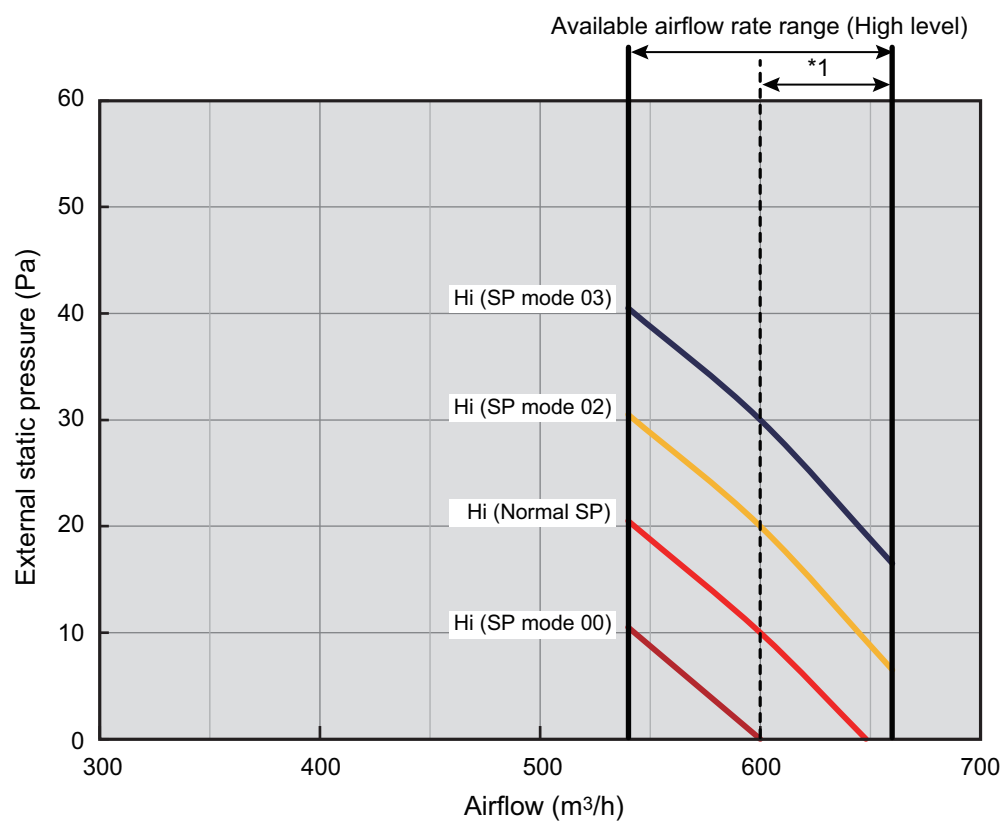
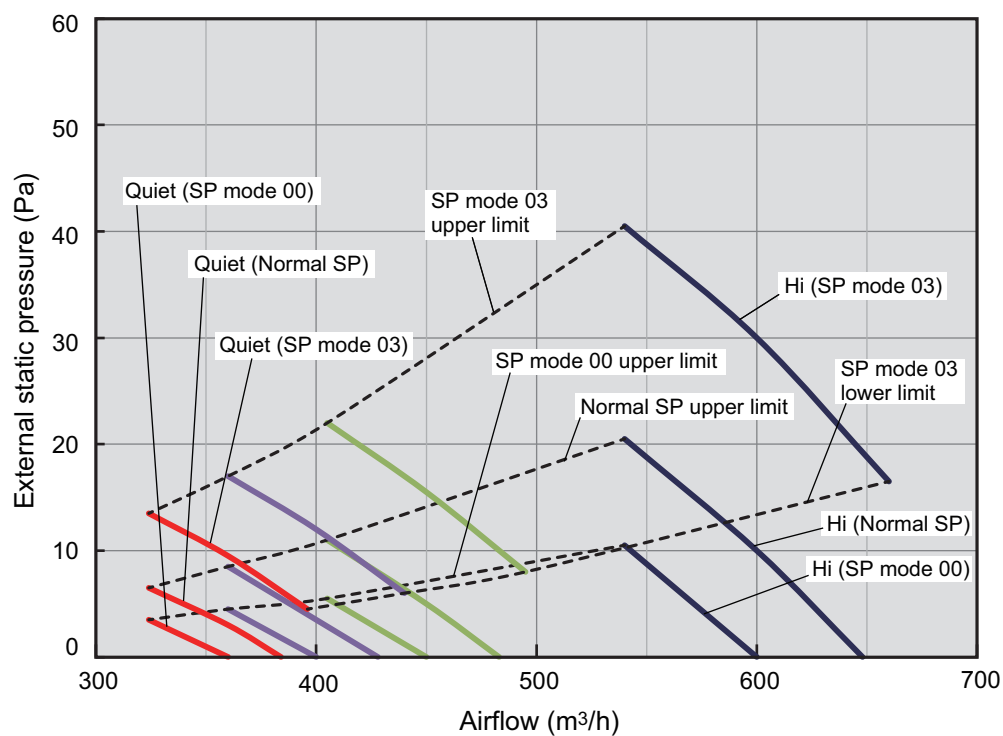
• Cooling



• Heating



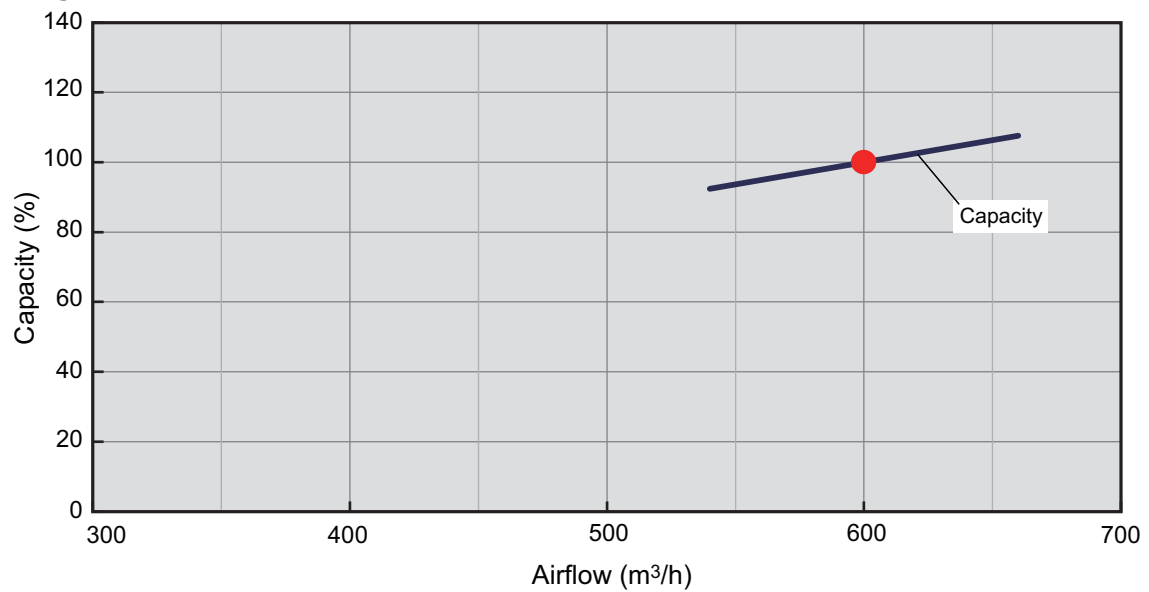
Model: ARXG09KSLAP



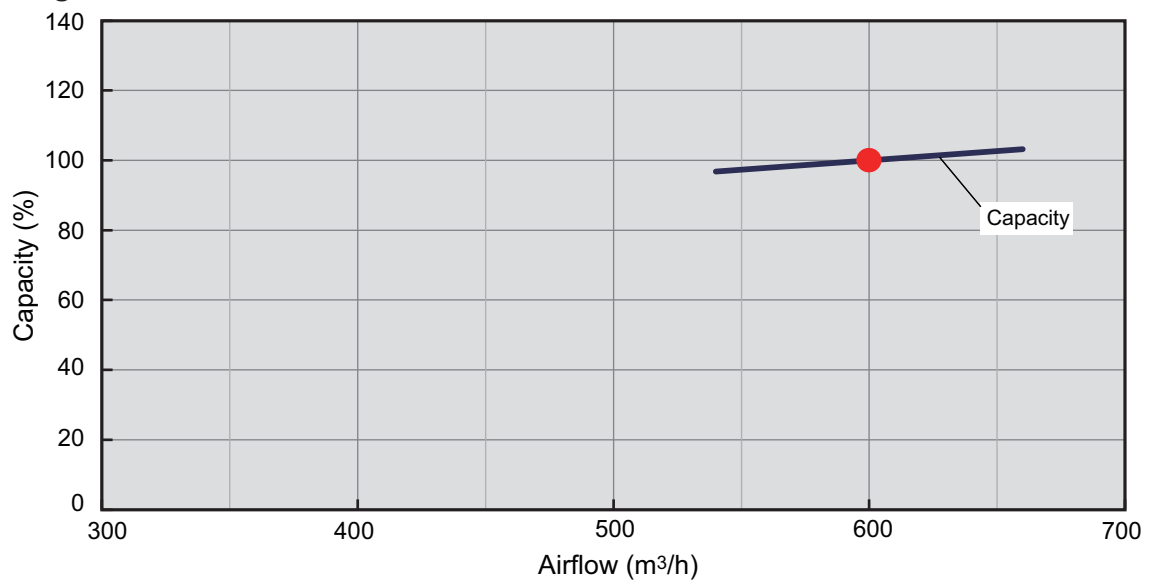
*1: Available airflow rate range when Auto louver grille (option) is installed.
 Fan speed: HIGH
 Vertical airflow direction louver: Up

● Characteristics of air volume and capacity

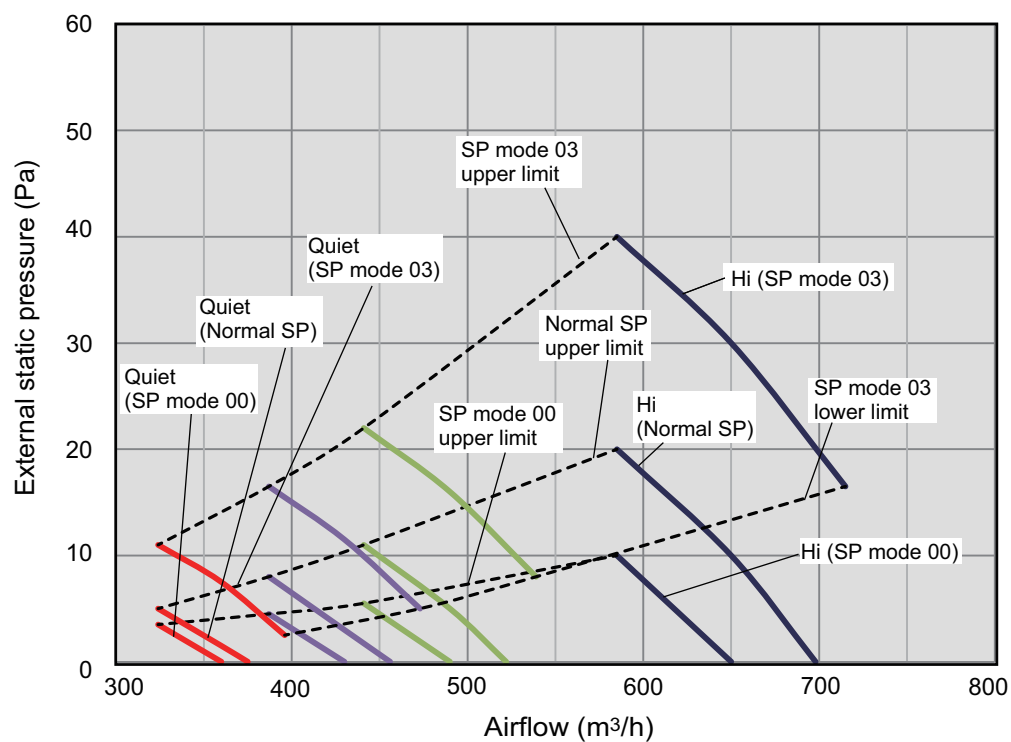
• Cooling



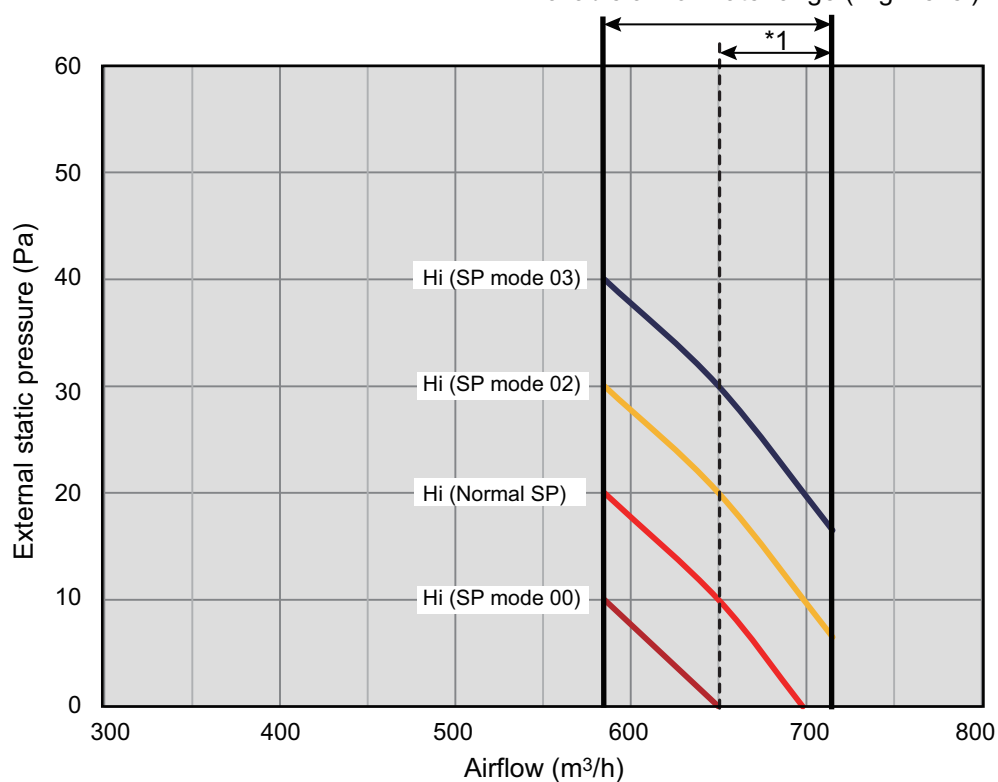
• Heating



Model: ARXG12KSLAP



Available airflow rate range (High level)



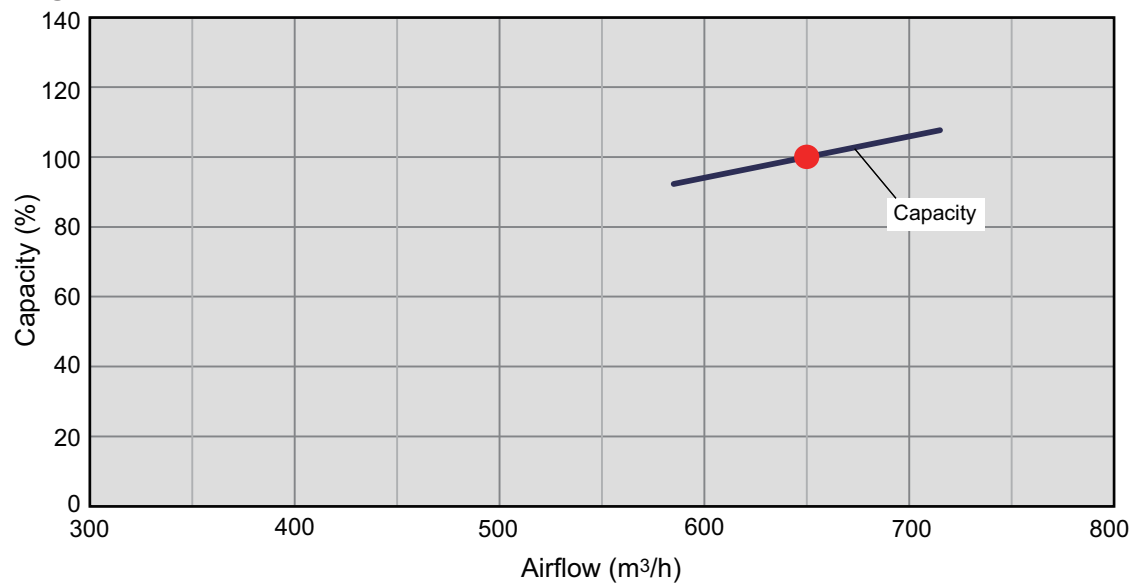
*1: Available airflow rate range when Auto louver grille (option) is installed.

Fan speed: HIGH

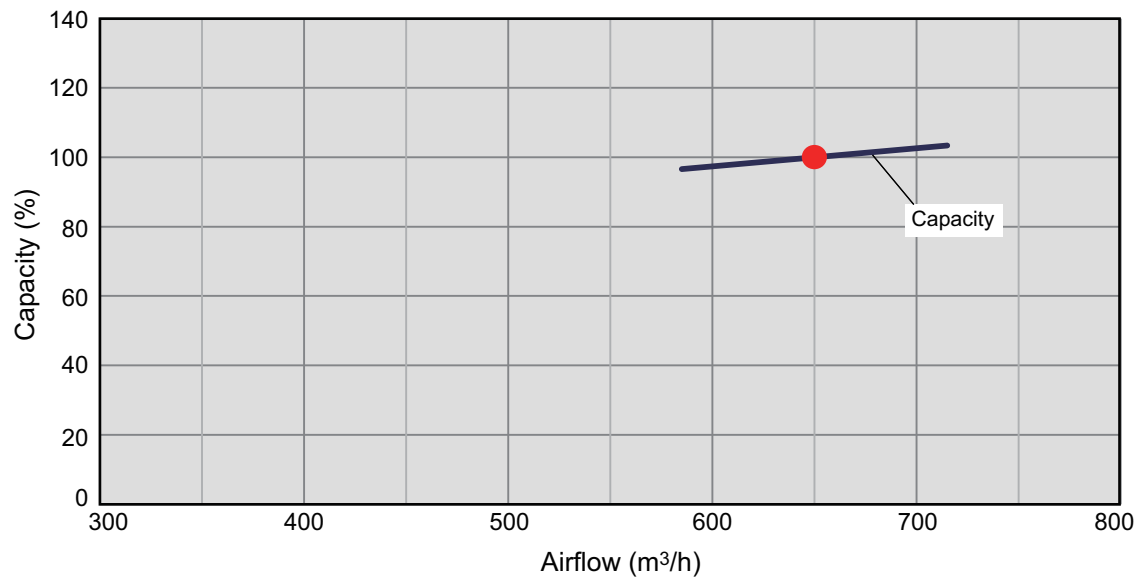
Vertical airflow direction louver: Up

● Characteristics of air volume and capacity

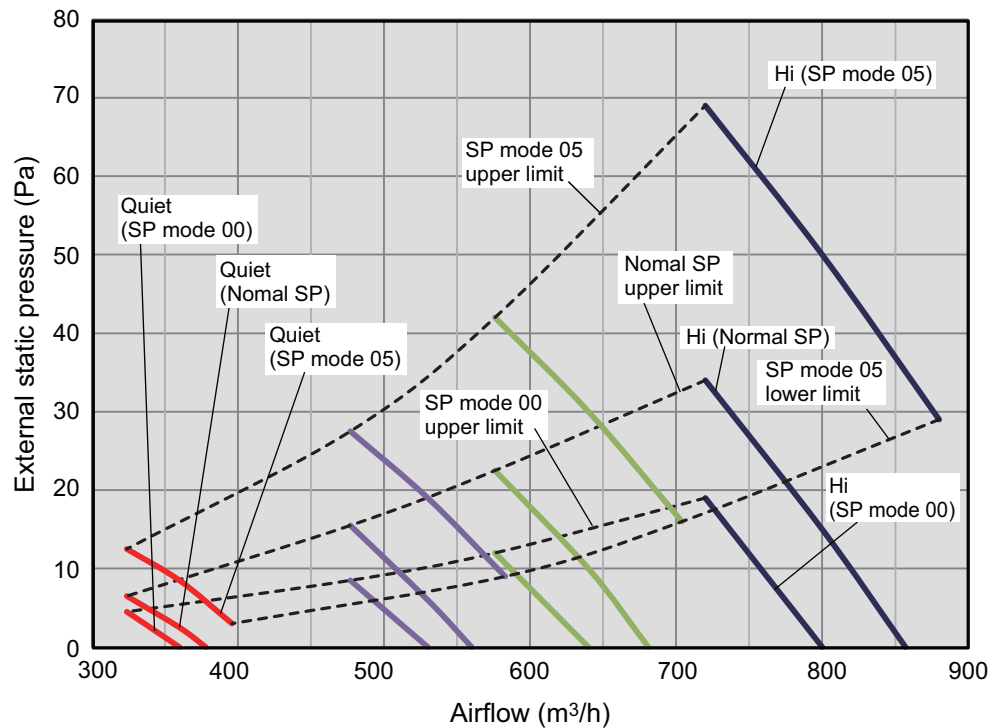
• Cooling



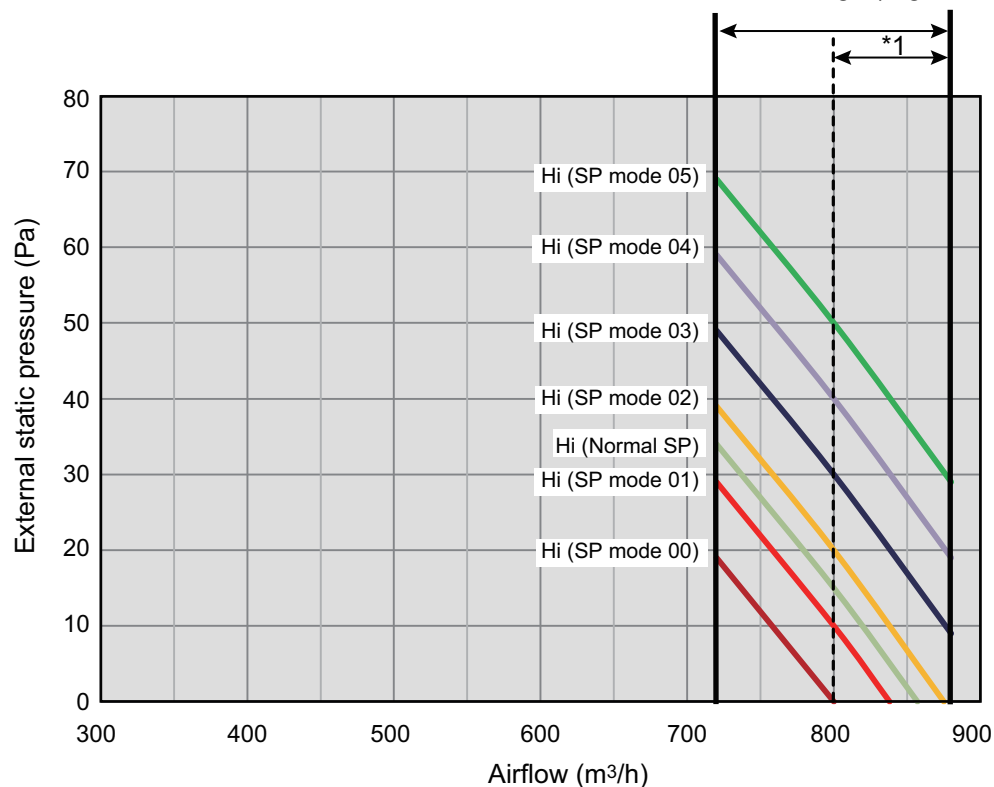
• Heating



Model: ARXG14KSLAP



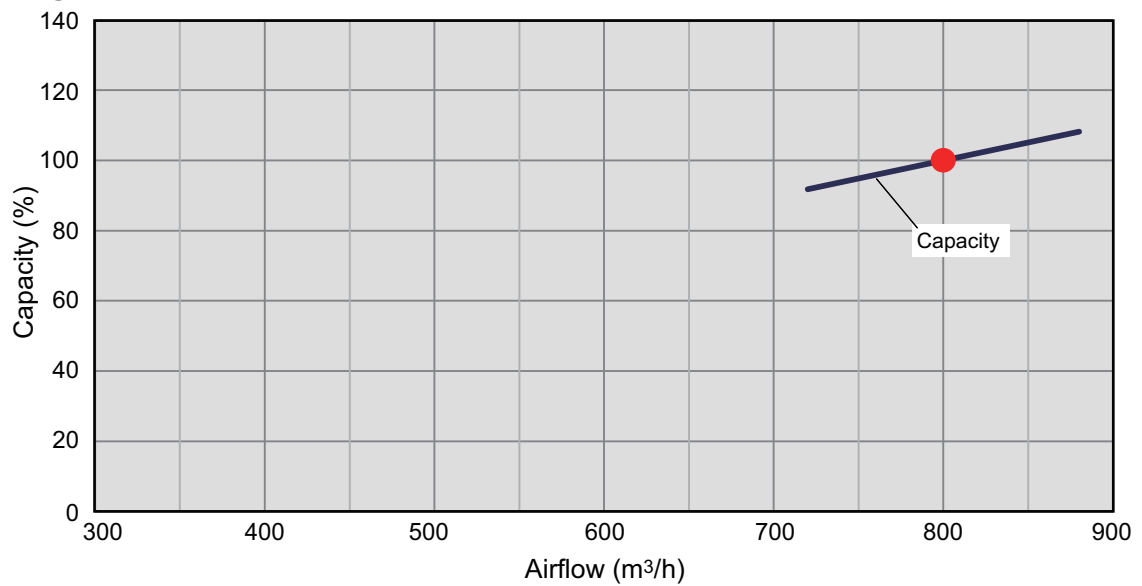
Available airflow rate range (High level)



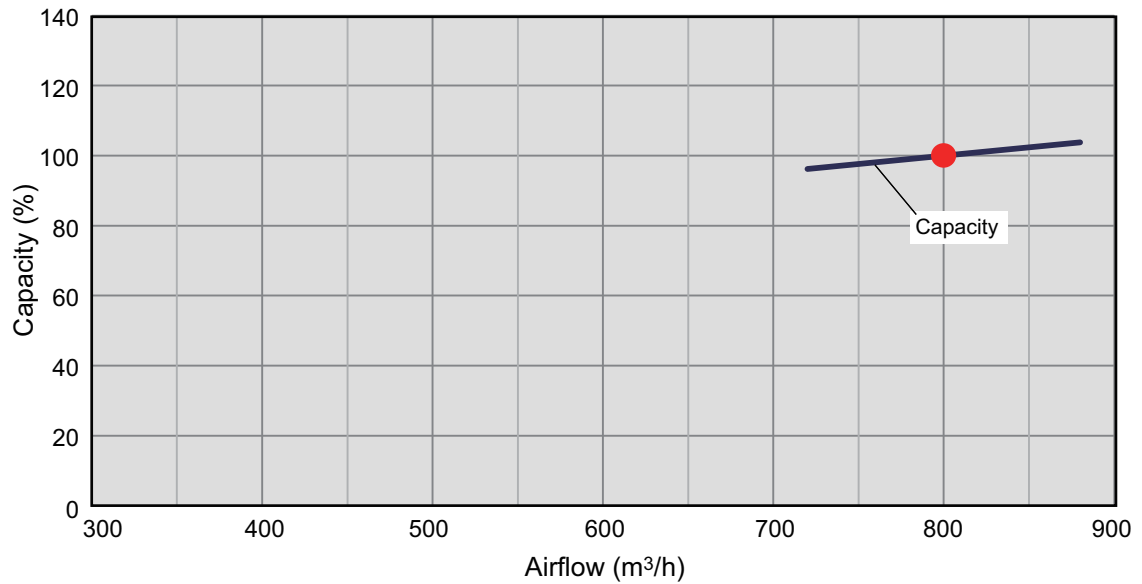
*1: Available airflow rate range when Auto louver grille (option) is installed.
 Fan speed: HIGH
 Vertical airflow direction louver: Up

● Characteristics of air volume and capacity

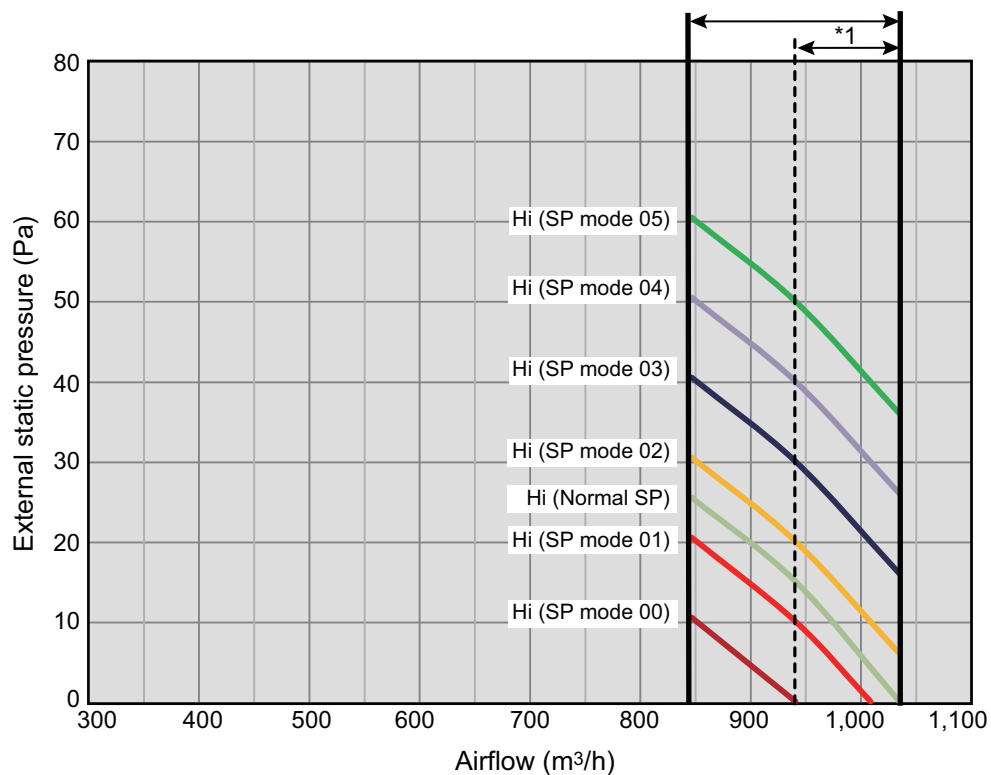
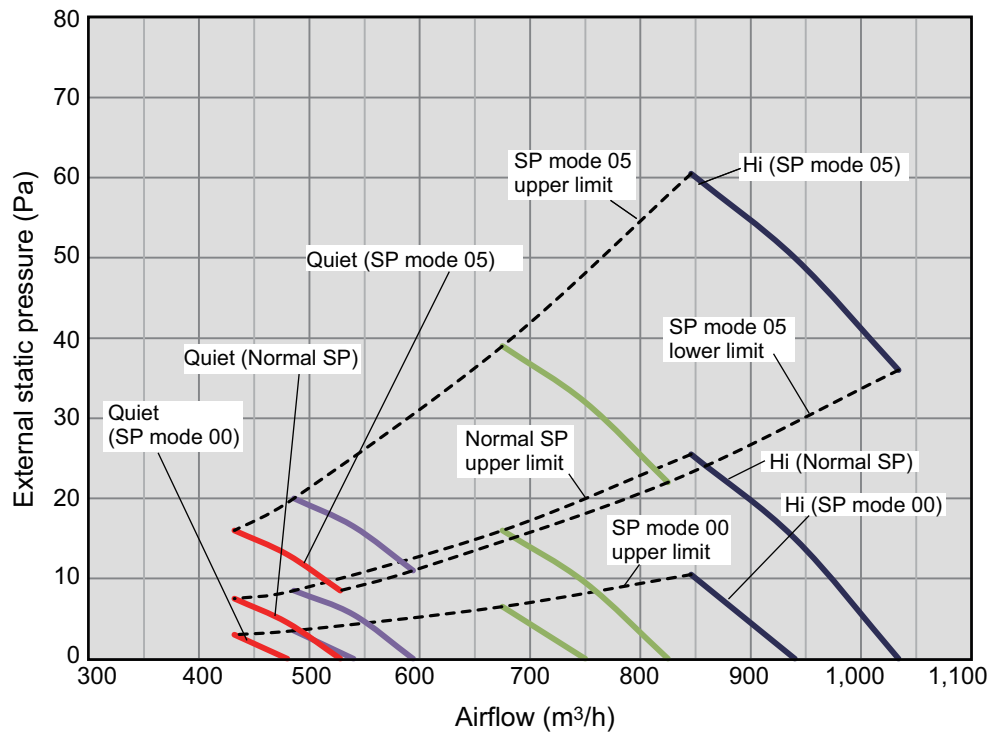
• Cooling



• Heating



Model: ARXG18KSLAP



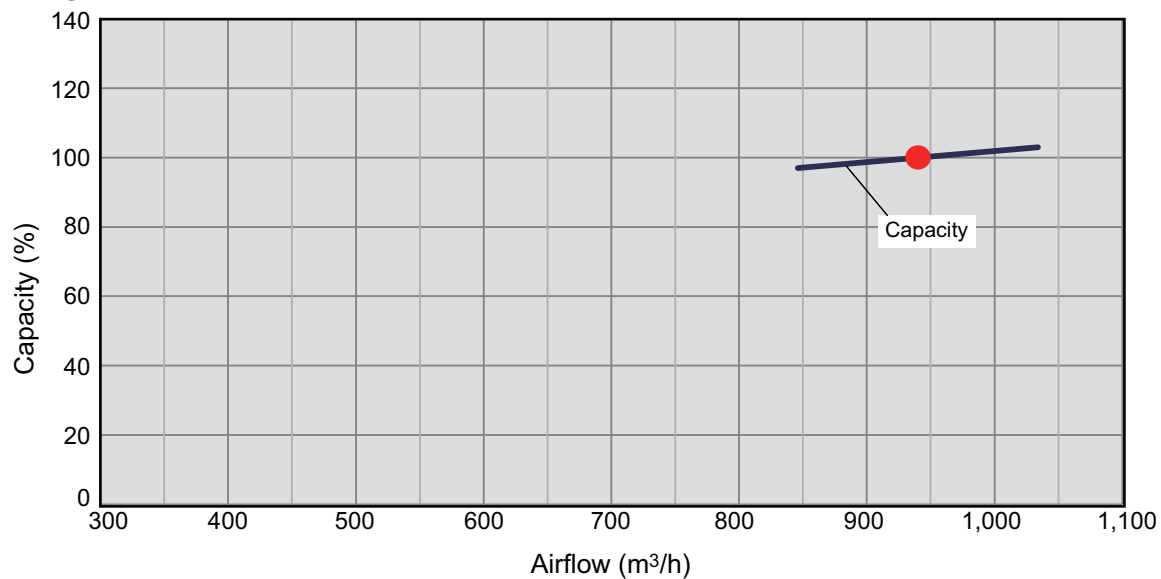
*1: Available airflow rate range when Auto louver grille (option) is installed.

Fan speed: HIGH

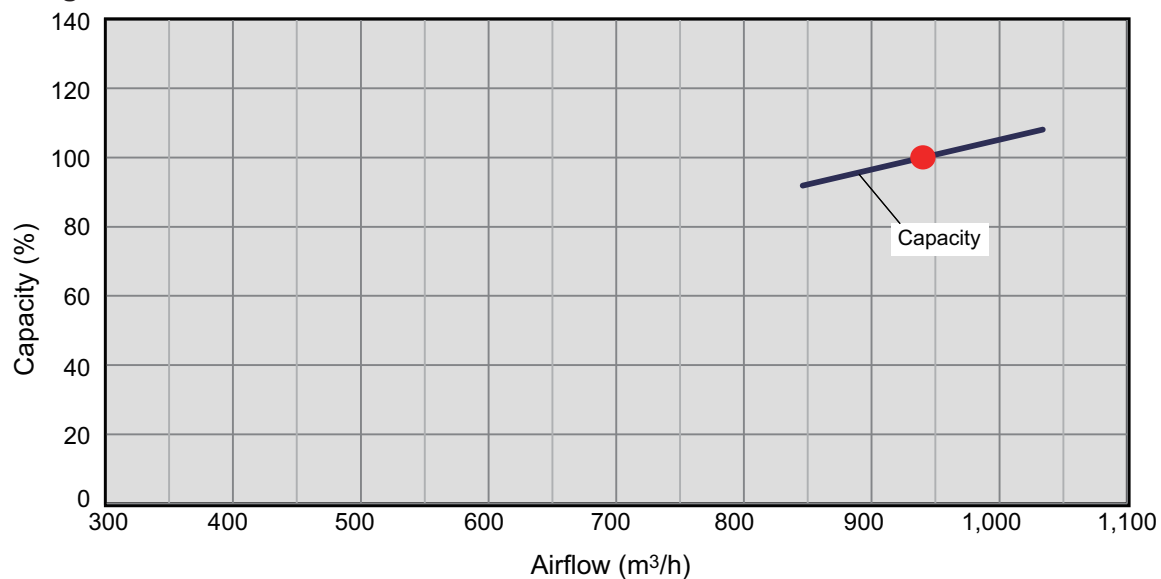
Vertical airflow direction louver: Up

● Characteristics of air volume and capacity

• Cooling

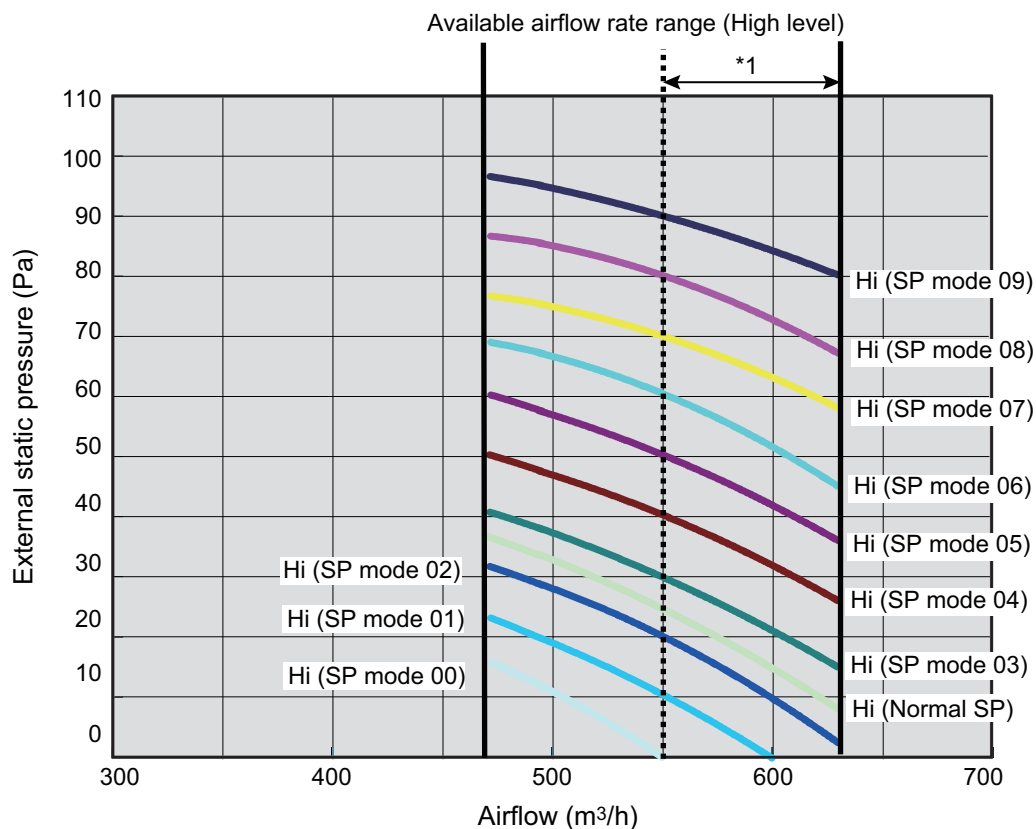
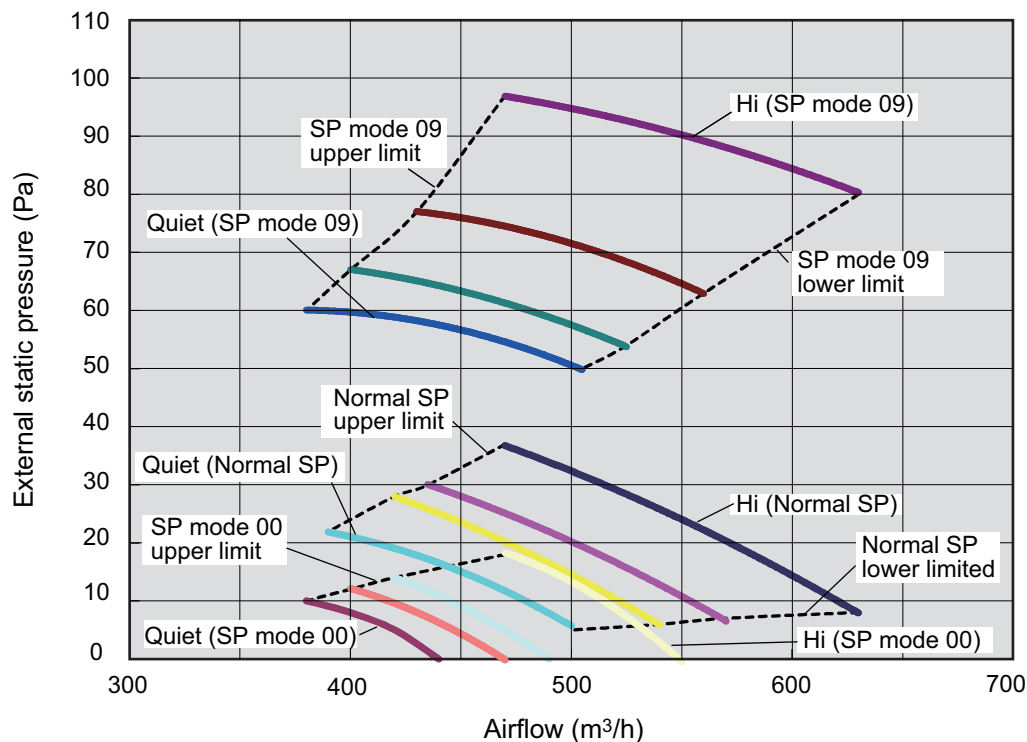


• Heating



7-2. Slim duct type

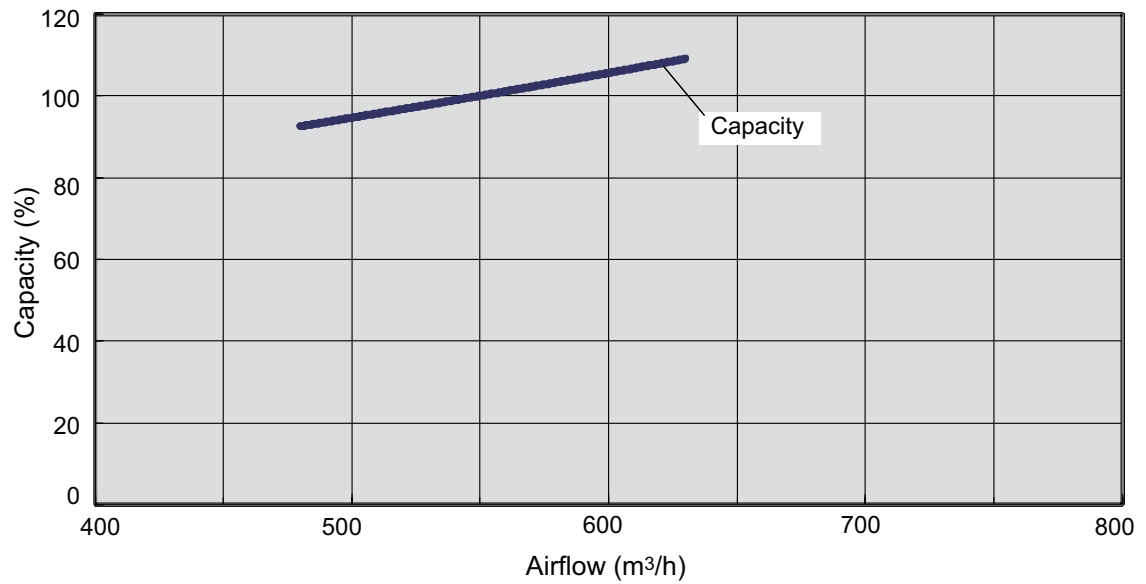
Model: ARXG07KLLAP



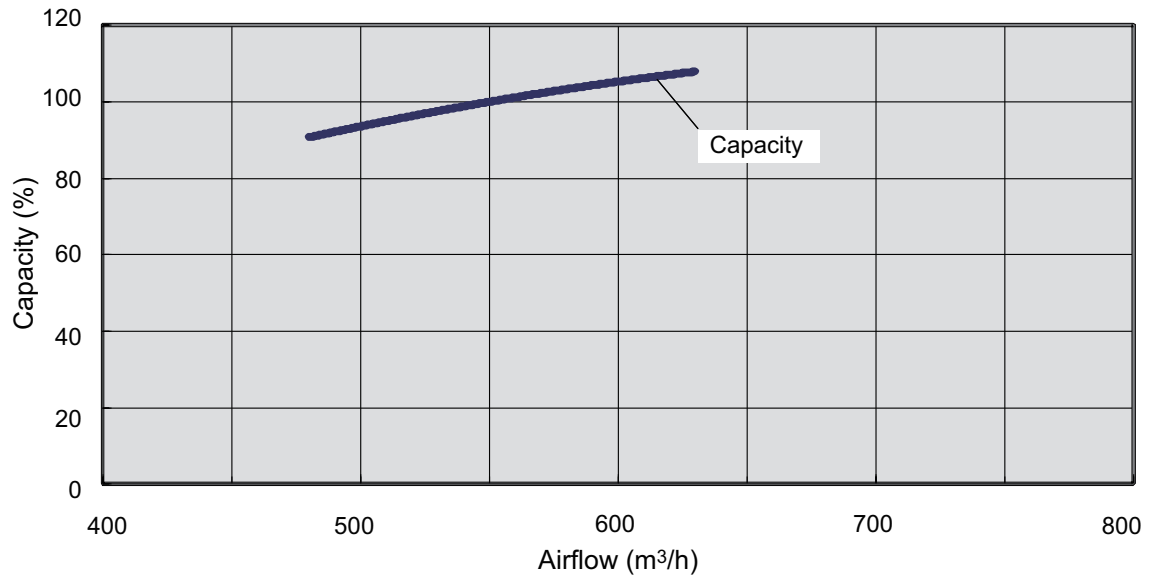
*1: Available airflow rate range when Auto louver grille (option) is installed.
 Fan speed: HIGH
 Vertical airflow direction louver: Up

● Characteristics of air volume and capacity

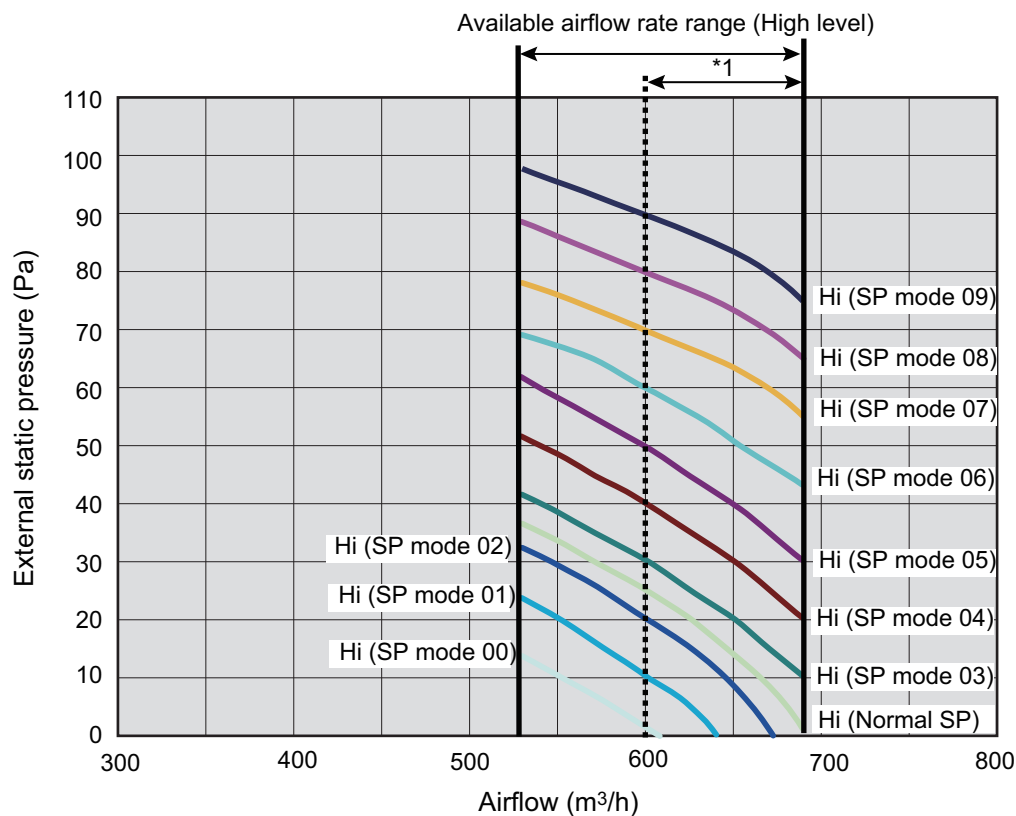
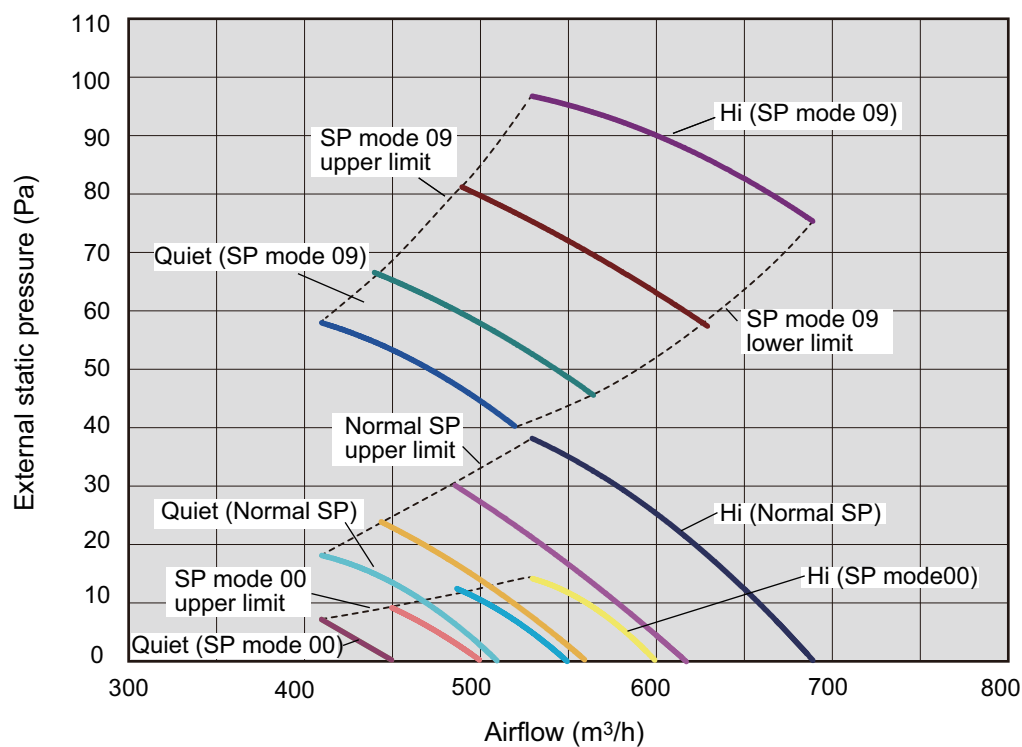
• Cooling



• Heating



Model: ARXG09KLLAP



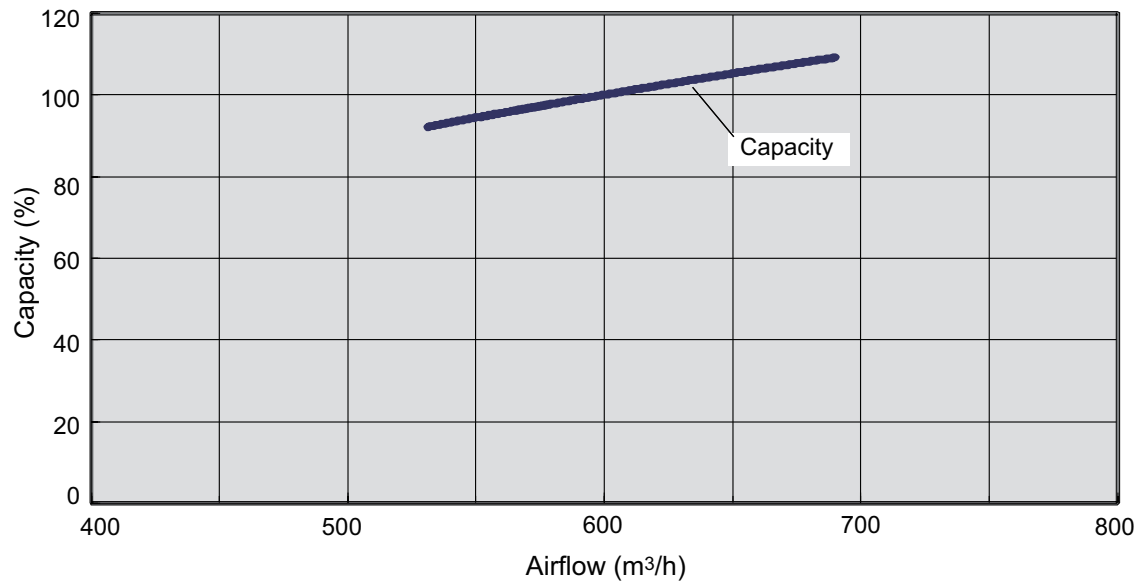
*1: Available airflow rate range when Auto louver grille (option) is installed.

Fan speed: HIGH

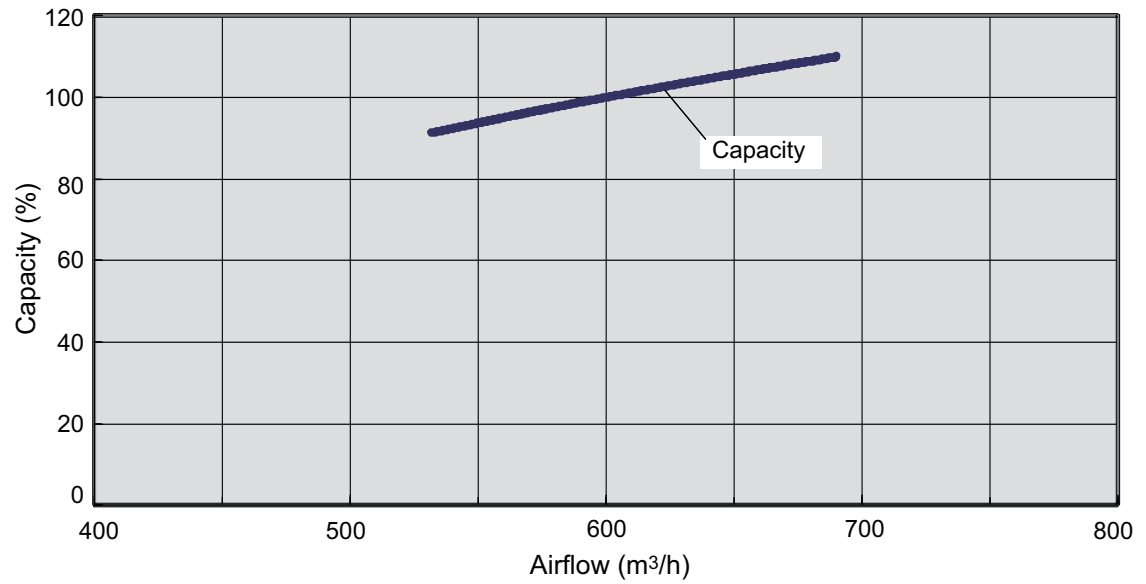
Vertical airflow direction louver: Up

● Characteristics of air volume and capacity

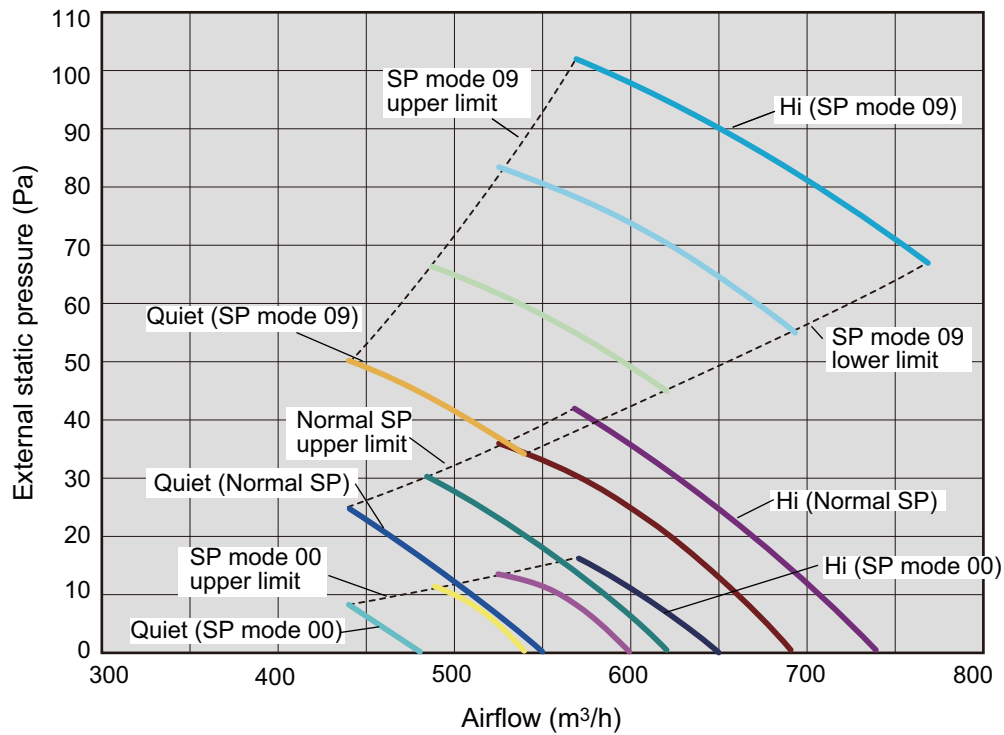
• Cooling



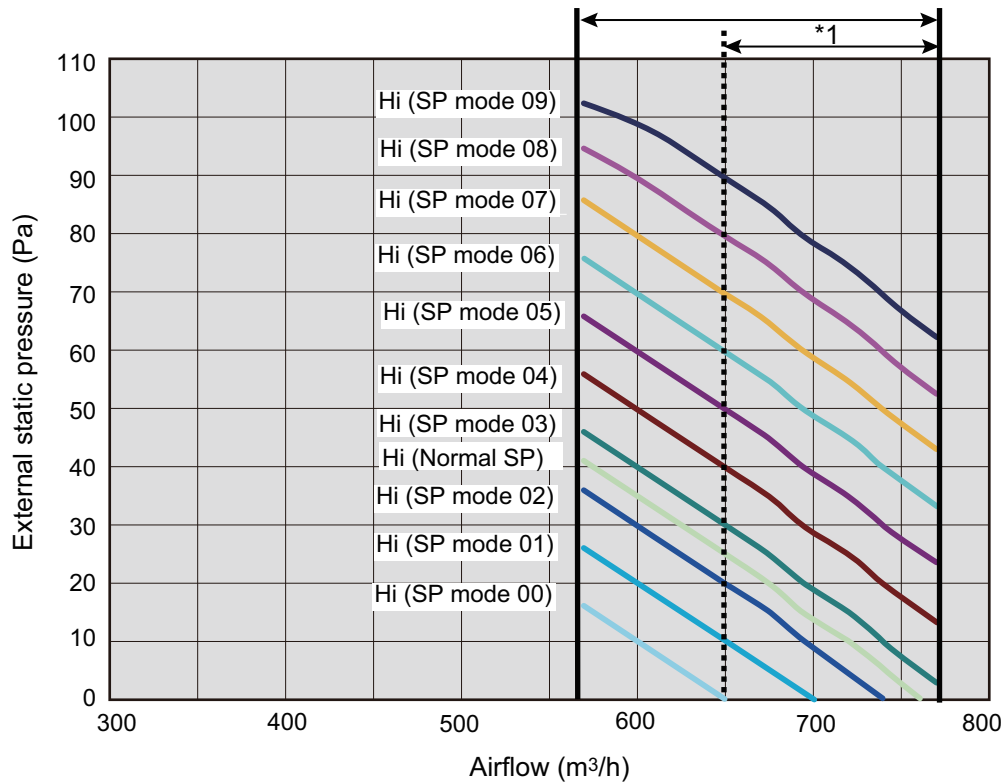
• Heating



Model: ARXG12KLLAP



Available airflow rate range (High level)



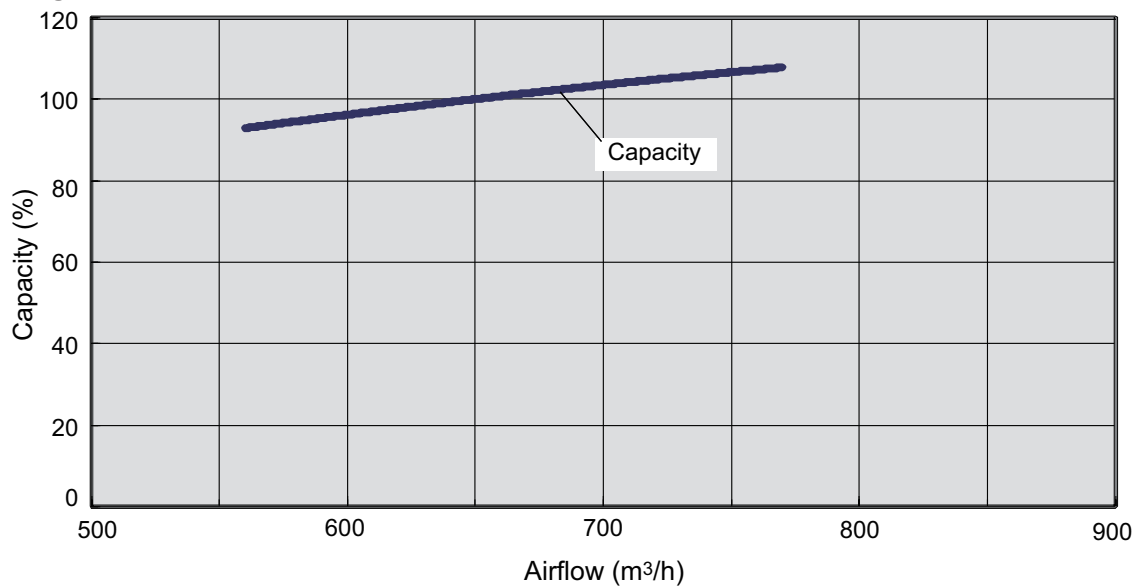
*1: Available airflow rate range when Auto louver grille (option) is installed.

Fan speed: HIGH

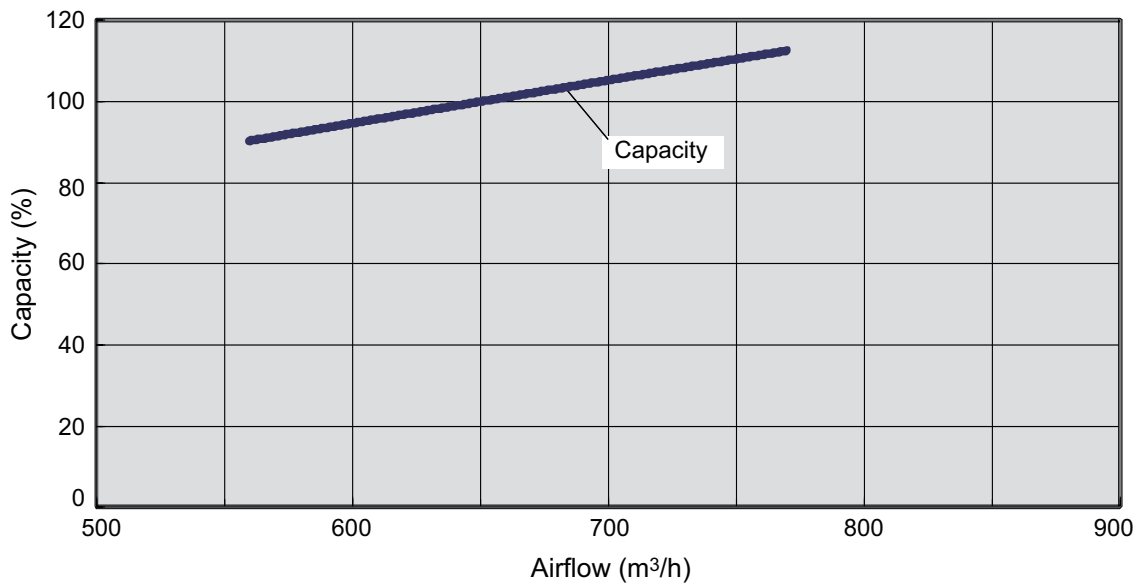
Vertical airflow direction louver: Up

● Characteristics of air volume and capacity

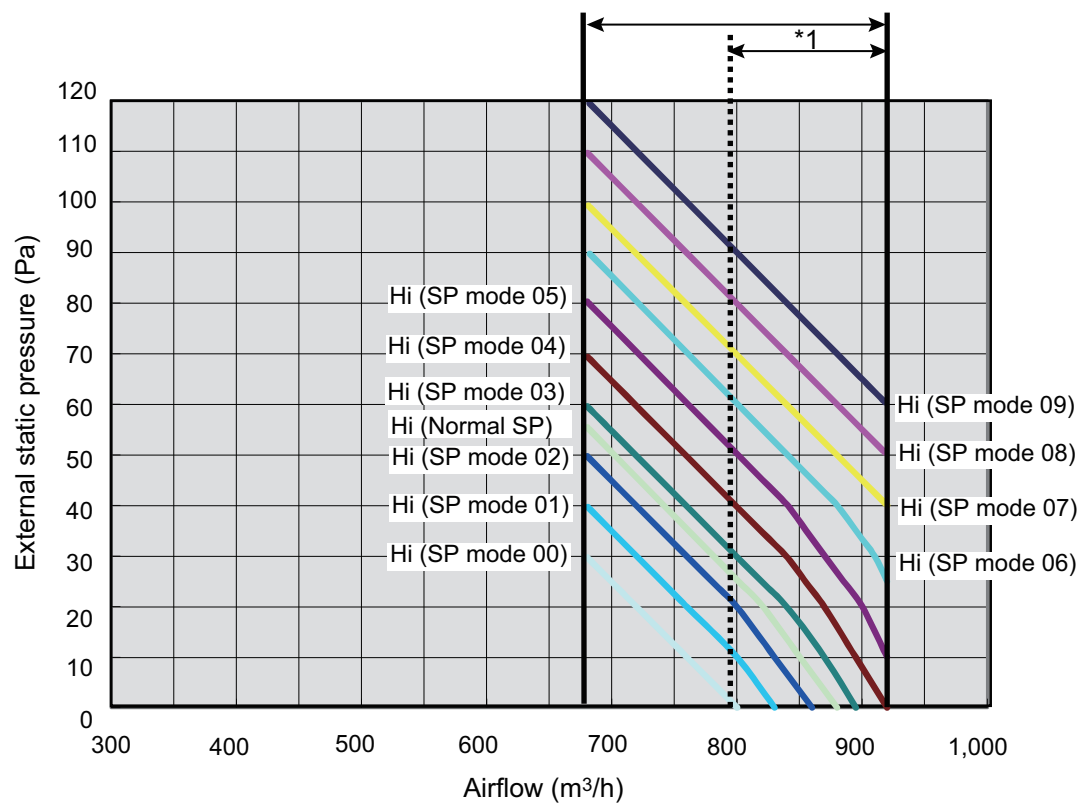
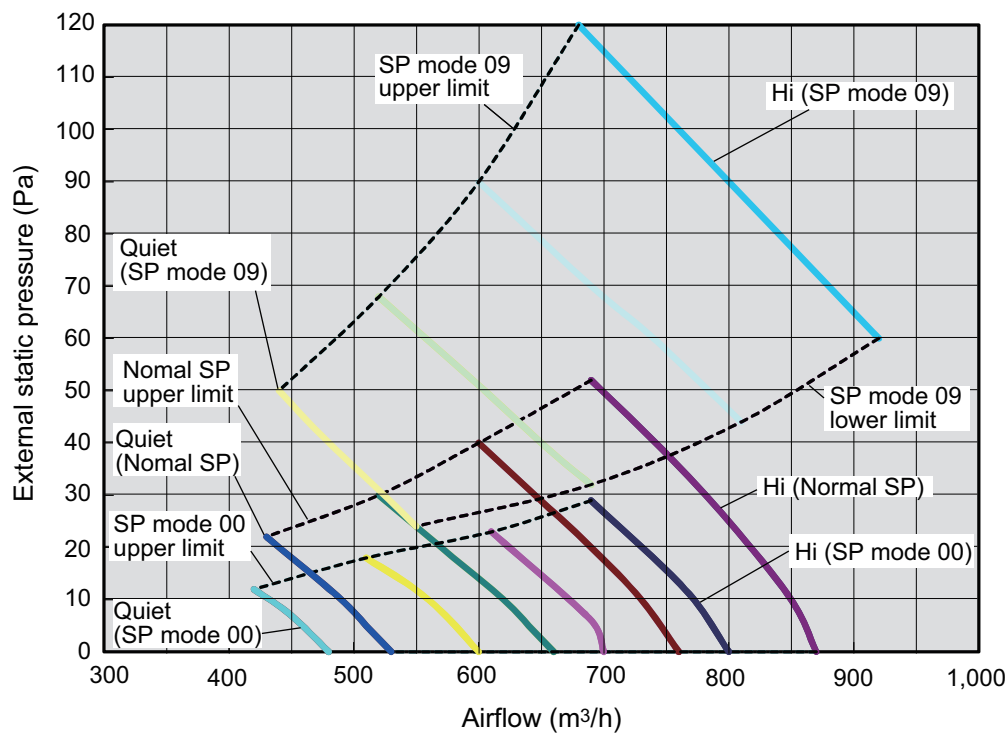
• Cooling



• Heating



Model: ARXG14KLLAP



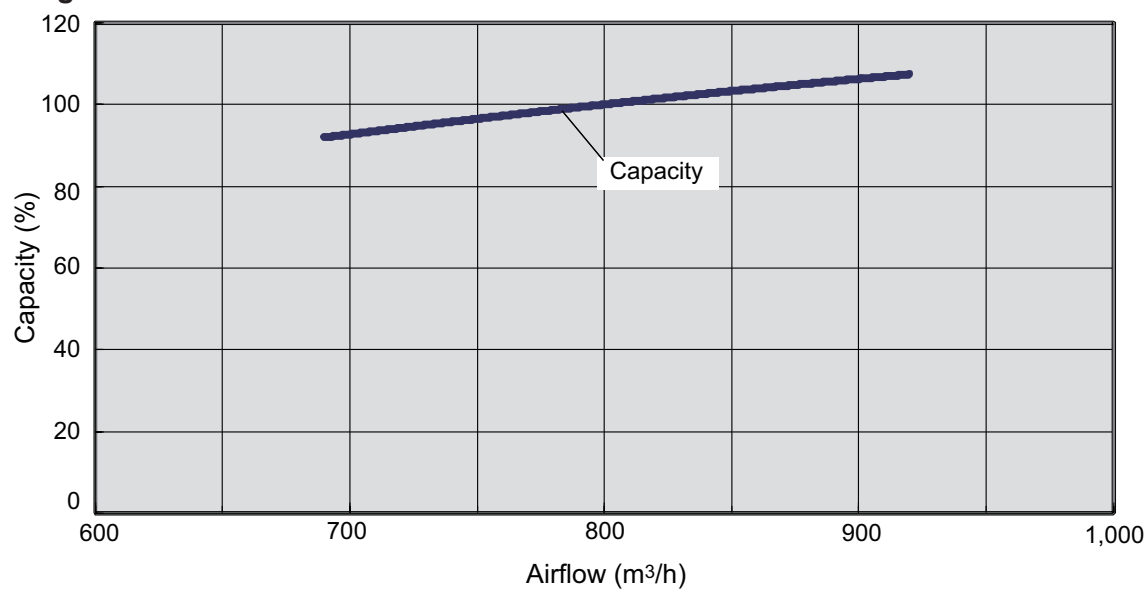
*1: Available airflow rate range when Auto louver grille (option) is installed.

Fan speed: HIGH

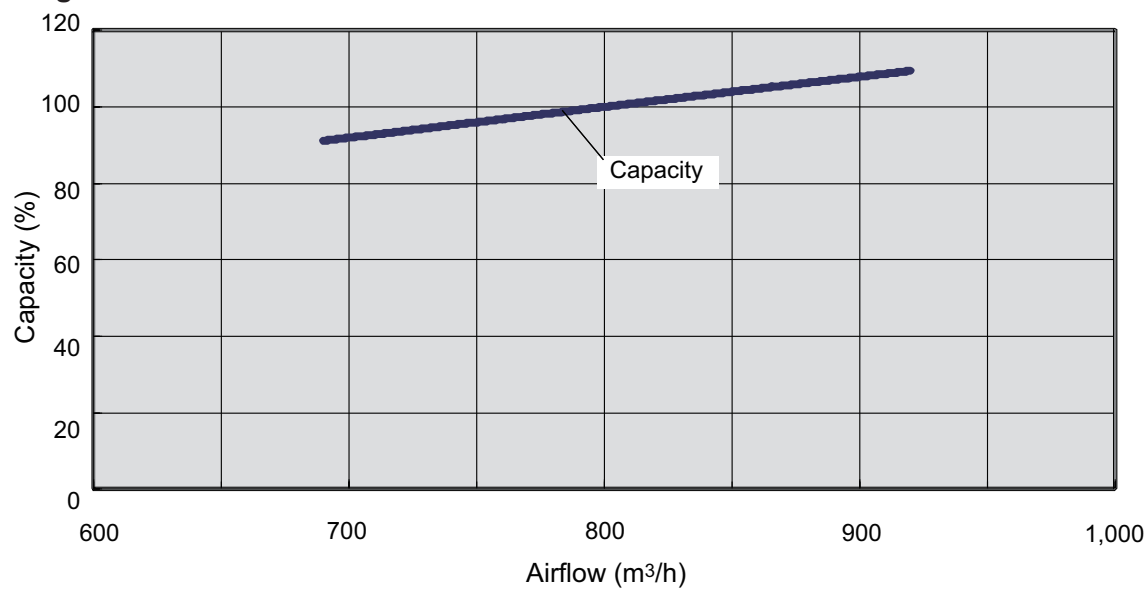
Vertical airflow direction louver: Up

● Characteristics of air volume and capacity

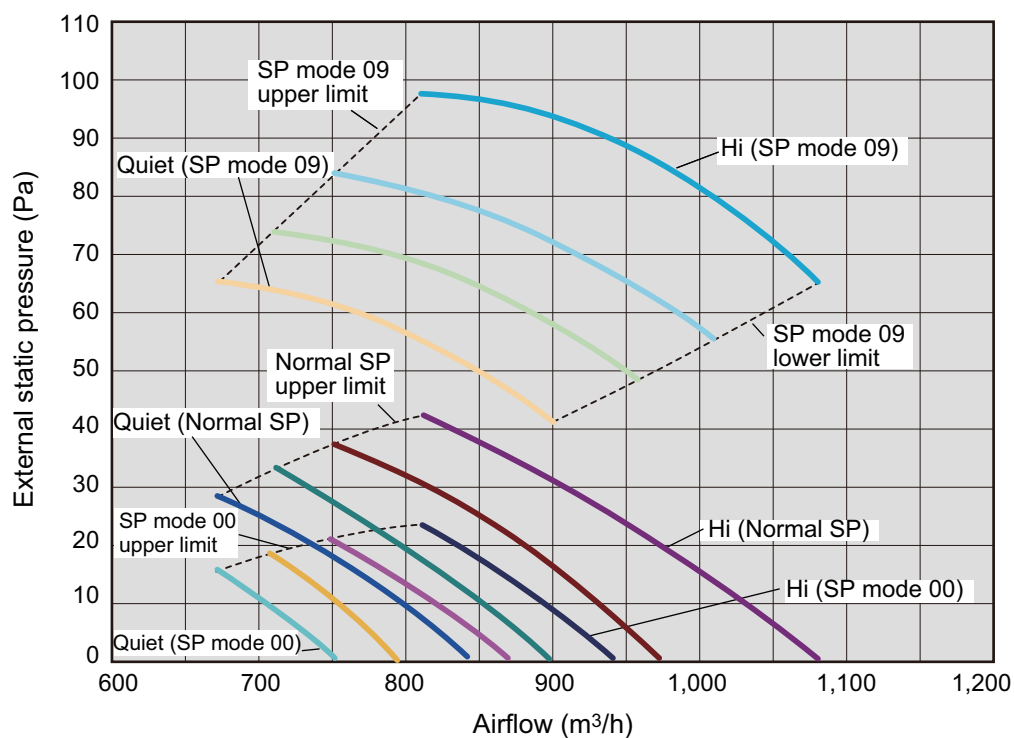
• Cooling



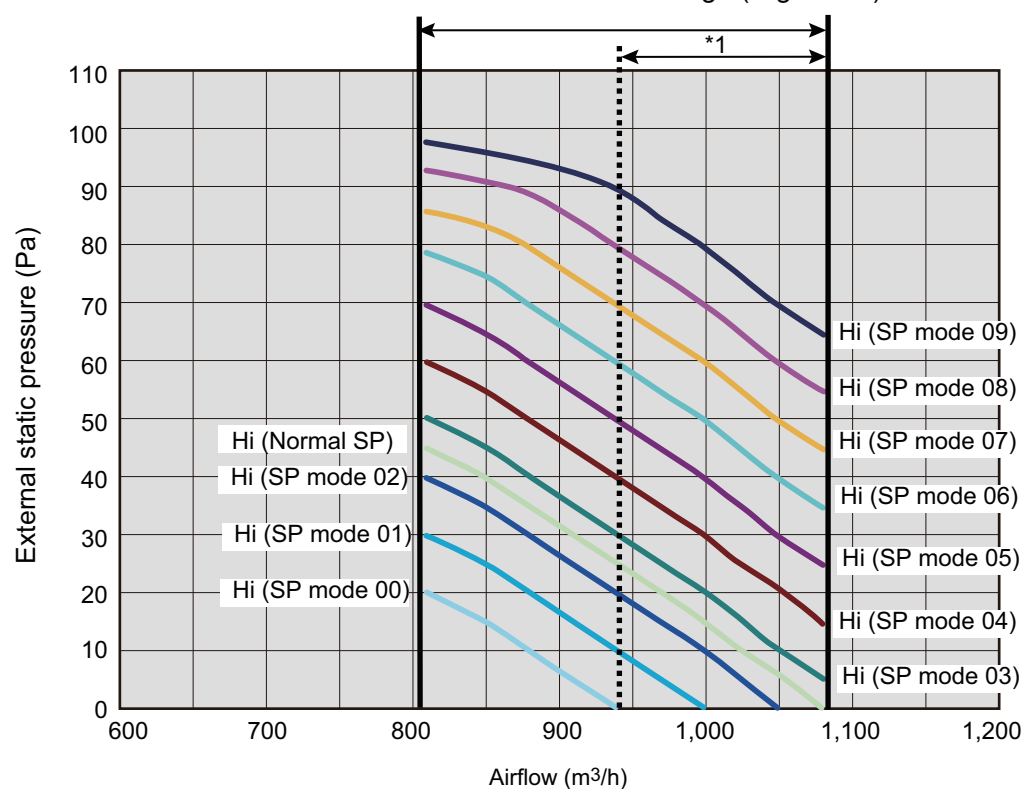
• Heating



Model: ARXG18KLLAP



Available airflow rate range (High level)



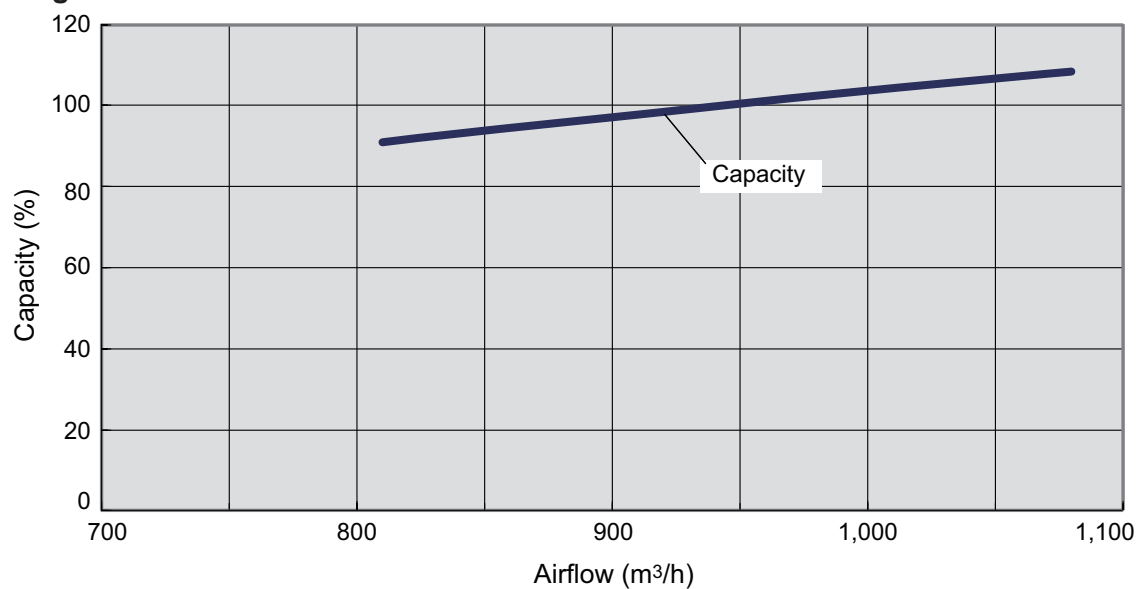
*1: Available airflow rate range when Auto louver grille (option) is installed.

Fan speed: HIGH

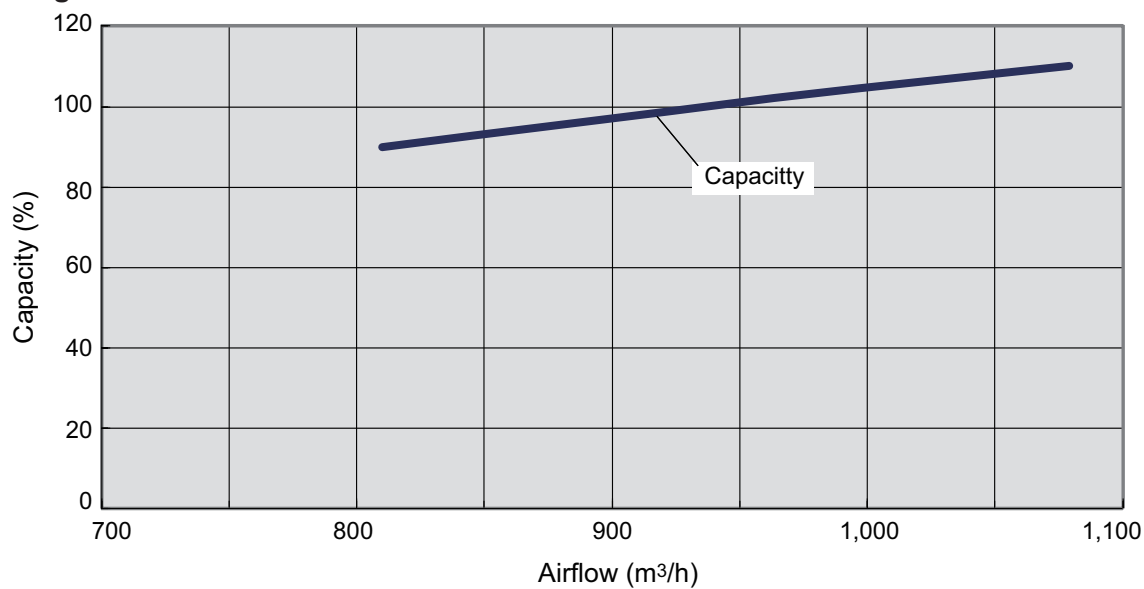
Vertical airflow direction louver: Up

● Characteristics of air volume and capacity

• Cooling



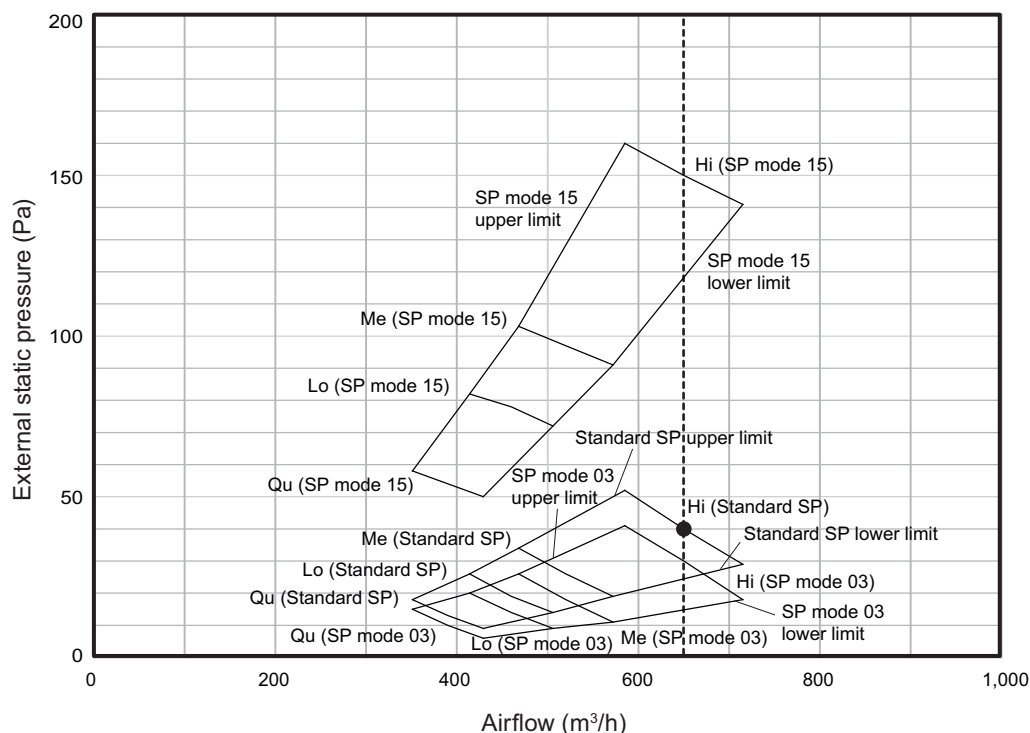
• Heating



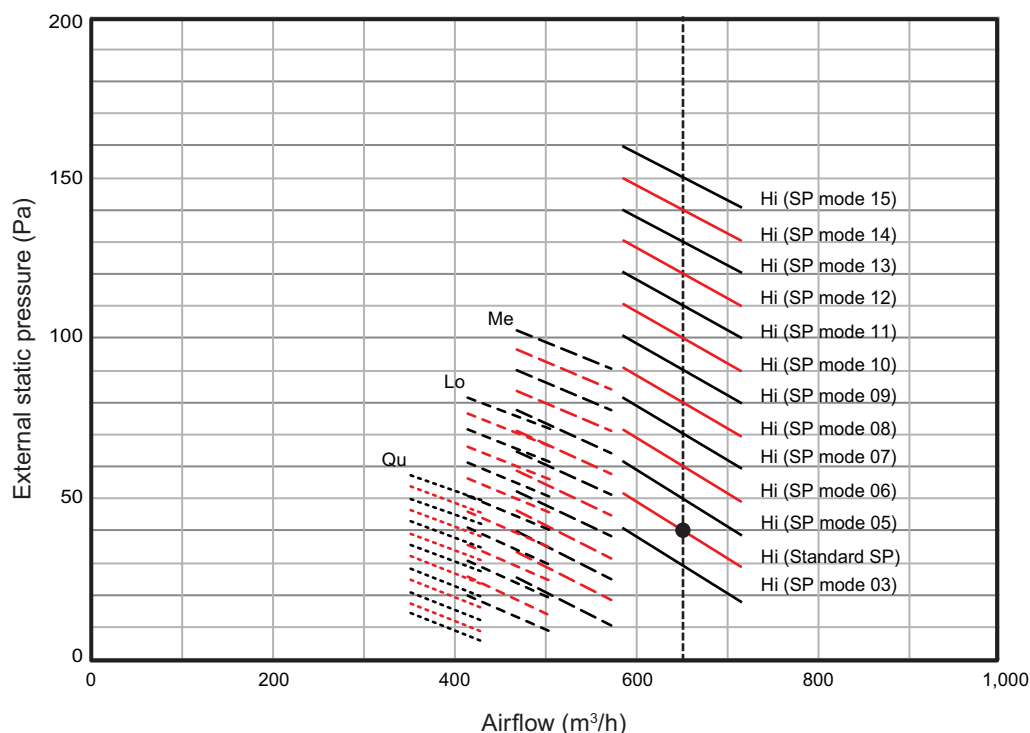
7-3. Medium static pressure duct type

■ Model: ARXH12KMTAP

Fan performance curve 1



Fan performance curve 2
(For function setting by remote controller)

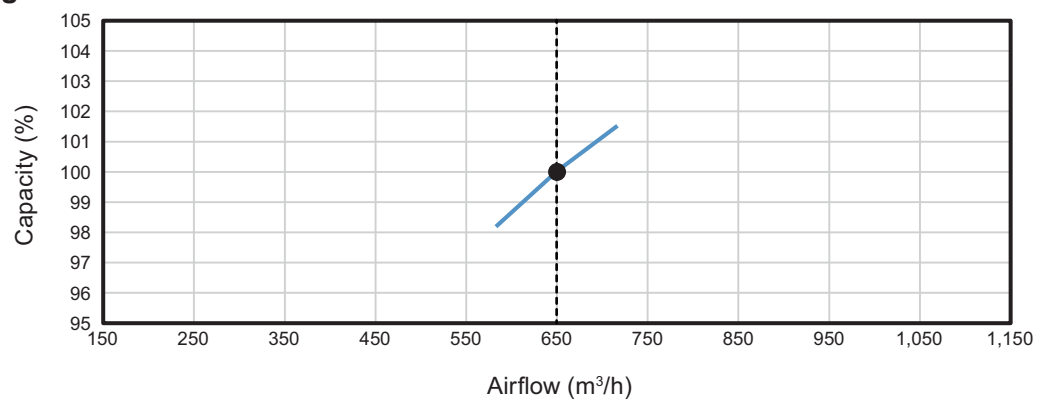


NOTES:

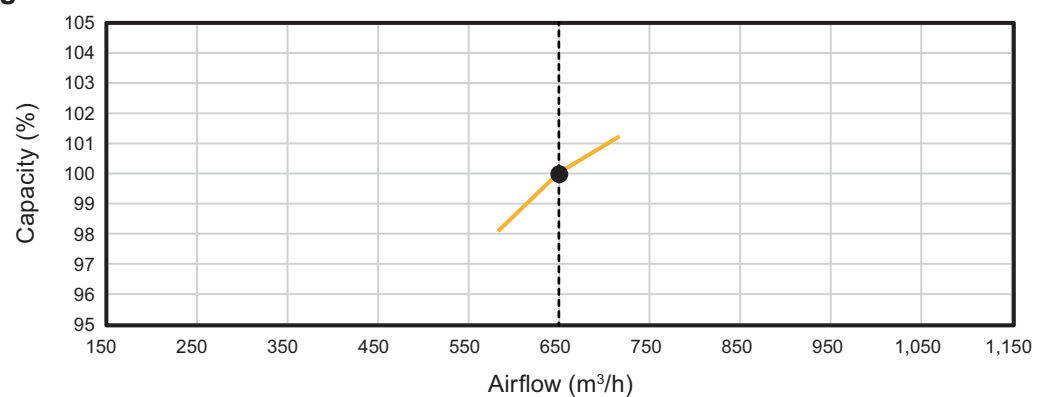
- Setting of the external static pressure is switchable into modes by using the remote controller.
- According to the resistance of the connecting duct, perform the setting of the external static pressure with referring "Fan performance curve 2" above.
- The default setting is set at "Standard SP".

● Characteristics of air volume and capacity

• Cooling

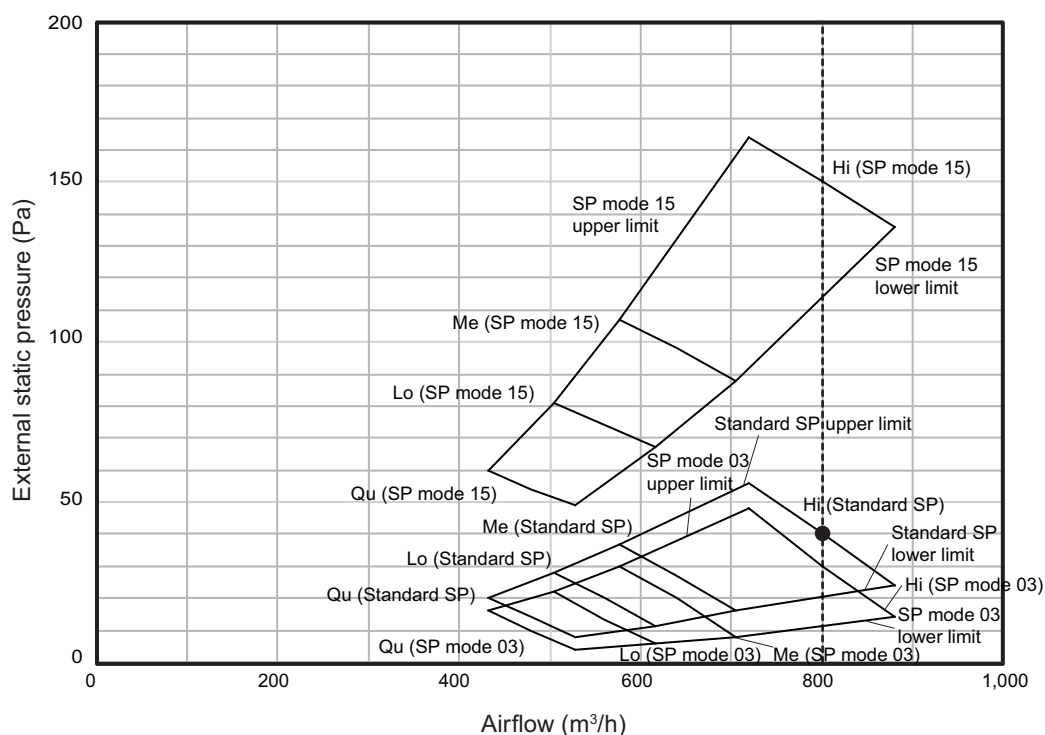


• Heating

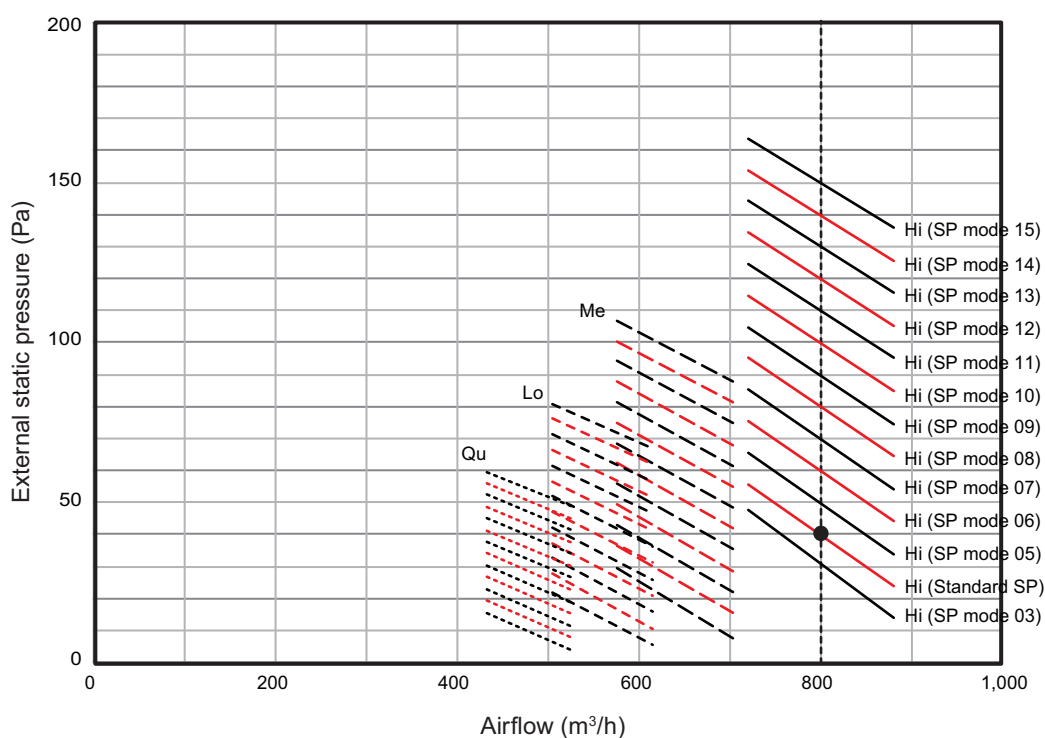


Model: ARXH14KMTAP

Fan performance curve 1



Fan performance curve 2 (For function setting by remote controller)

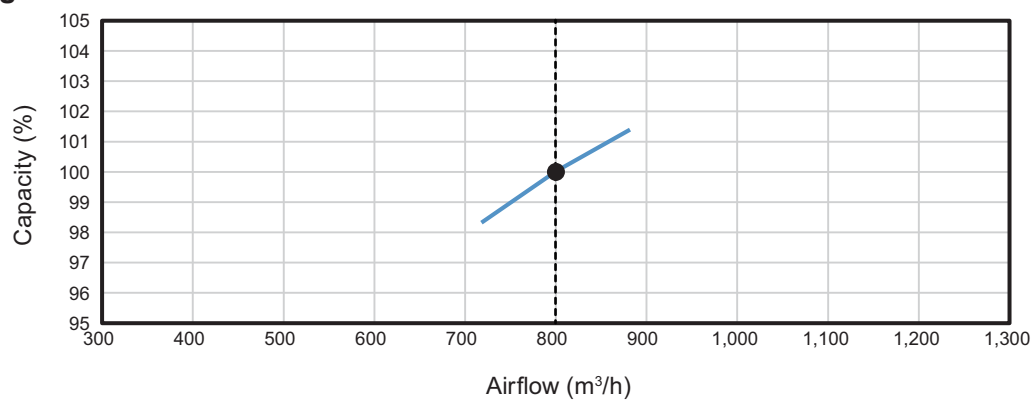


NOTES:

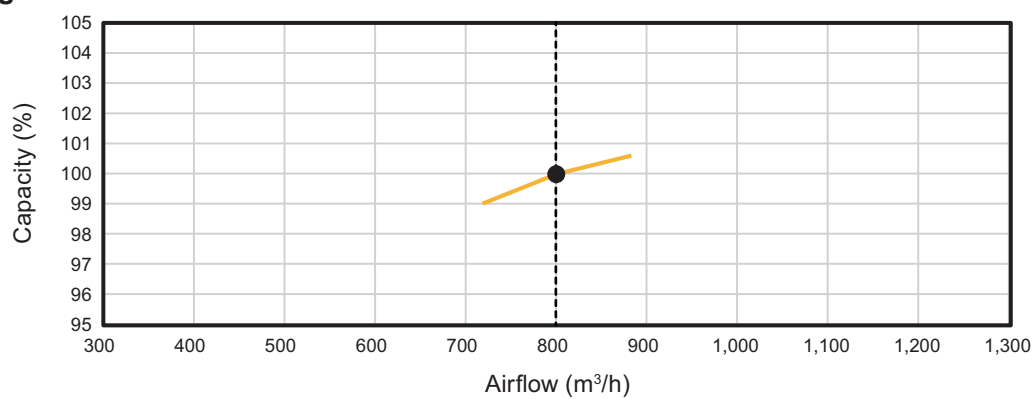
- Setting of the external static pressure is switchable into modes by using the remote controller.
- According to the resistance of the connecting duct, perform the setting of the external static pressure with referring "Fan performance curve 2" above.
- The default setting is set at "Standard SP".

● Characteristics of air volume and capacity

• Cooling

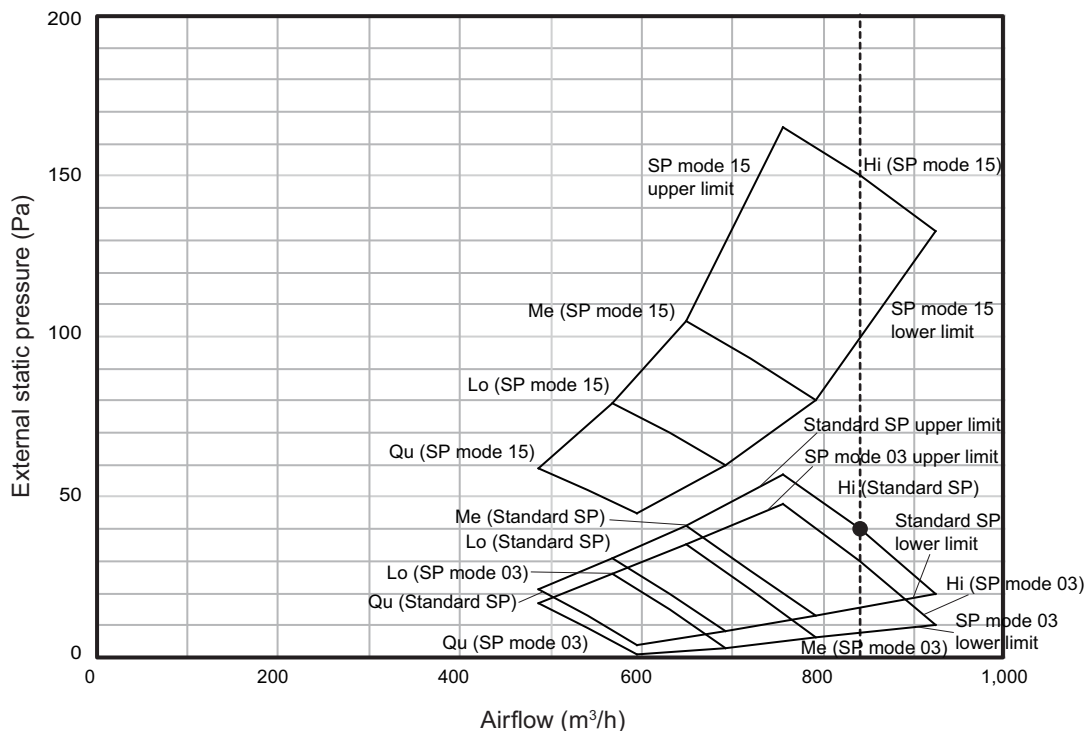


• Heating

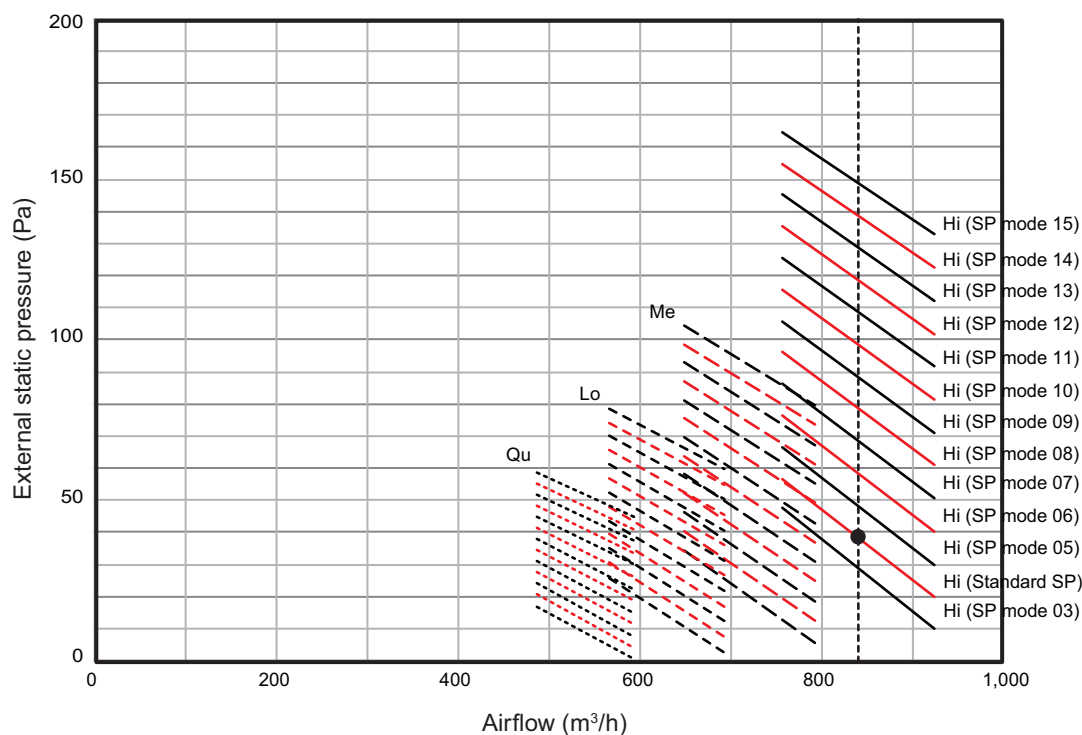


Model: ARXH18KMTAP

Fan performance curve 1



Fan performance curve 2
(For function setting by remote controller)

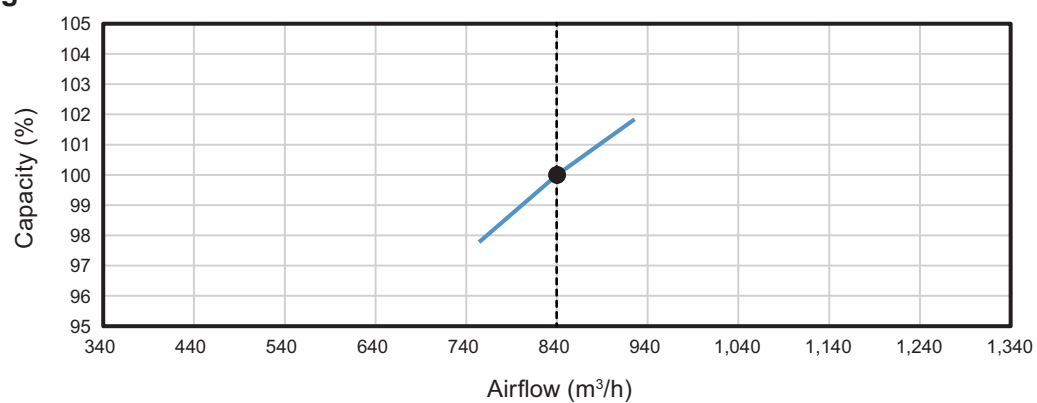


NOTES:

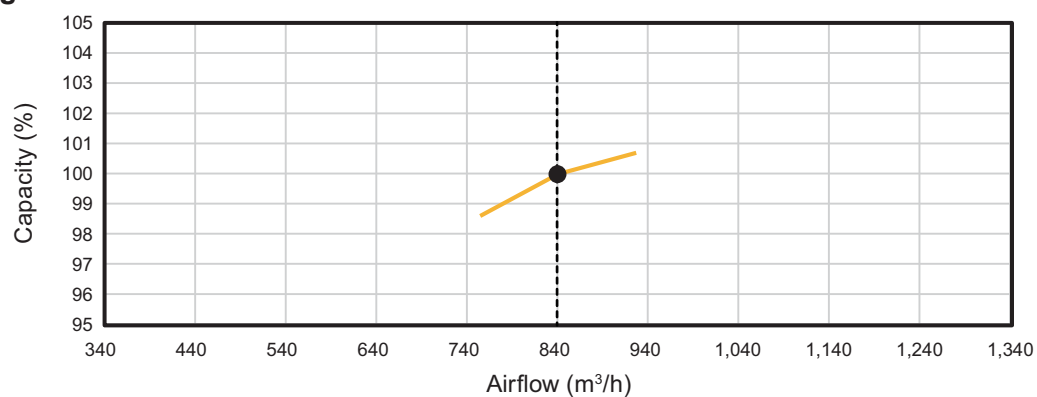
- Setting of the external static pressure is switchable into modes by using the remote controller.
- According to the resistance of the connecting duct, perform the setting of the external static pressure with referring "Fan performance curve 2" above.
- The default setting is set at "Standard SP".

● Characteristics of air volume and capacity

• Cooling



• Heating



8. Airflow

Conversion factor:

- $1 \text{ m}^3/\text{h} = 0.2778 \text{ l/s} = 0.5886 \text{ CFM}$
- $3.6 \text{ m}^3/\text{h} = 1 \text{ l/s}$
- $1.699 \text{ m}^3/\text{h} = 1 \text{ CFM}$

8-1. Compact cassette type

Model	Operation mode	Fan speed	Airflow		
			m^3/h	l/s	CFM
AUXG07KVLA AUXG09KVLA	Cooling	High	540	150	318
		Med	490	136	288
		Low	440	122	259
		Quiet	390	108	230
	Heating	High	540	150	318
		Med	490	136	288
		Low	440	122	259
		Quiet	390	108	230
AUXG12KVLA	Cooling	High	610	169	359
		Med	530	147	312
		Low	470	131	277
		Quiet	410	114	241
	Heating	High	610	169	359
		Med	530	147	312
		Low	470	131	277
		Quiet	410	114	241
AUXG14KVLA	Cooling	High	680	189	400
		Med	580	161	341
		Low	490	136	288
		Quiet	410	114	241
	Heating	High	790	219	465
		Med	680	189	400
		Low	580	161	341
		Quiet	450	125	265
AUXG18KVLA	Cooling	High	680	189	400
		Med	580	161	341
		Low	490	136	288
		Quiet	410	114	241
	Heating	High	790	219	465
		Med	680	189	400
		Low	580	161	341
		Quiet	450	125	265

8-2. Mini duct type

Model	Operation mode	Fan speed	Airflow		
			m ³ /h	l/s	CFM
ARXG07KSLAP	Cooling	High	550	153	324
		Med	440	122	259
		Low	390	108	230
		Quiet	360	100	212
	Heating	High	550	153	324
		Med	550	122	259
		Low	390	108	230
		Quiet	360	100	212
ARXG09KSLAP	Cooling	High	600	167	353
		Med	450	125	265
		Low	400	111	235
		Quiet	360	100	212
	Heating	High	600	167	353
		Med	450	125	265
		Low	400	111	235
		Quiet	360	100	212
ARXG12KSLAP	Cooling	High	650	181	383
		Med	490	136	288
		Low	430	119	253
		Quiet	360	100	212
	Heating	High	650	181	383
		Med	490	136	288
		Low	430	119	253
		Quiet	360	100	212
ARXG14KSLAP	Cooling	High	800	222	471
		Med	640	178	377
		Low	530	147	312
		Quiet	360	100	212
	Heating	High	800	222	471
		Med	640	178	377
		Low	530	147	312
		Quiet	360	100	212
ARXG18KSLAP	Cooling	High	940	261	553
		Med	750	208	441
		Low	540	150	318
		Quiet	480	133	283
	Heating	High	940	261	553
		Med	750	208	441
		Low	540	150	318
		Quiet	480	133	283

8-3. Slim duct type

Model	Operation mode	Fan speed	Airflow		
			m ³ /h	l/s	CFM
ARXG07KLLAP	Cooling	High	550	153	324
		Med	490	136	288
		Low	470	131	277
		Quiet	440	122	259
	Heating	High	550	153	324
		Med	490	136	288
		Low	470	131	277
		Quiet	440	122	259
ARXG09KLLAP	Cooling	High	600	167	353
		Med	550	153	324
		Low	500	139	294
		Quiet	450	125	265
	Heating	High	600	167	353
		Med	550	153	324
		Low	500	139	294
		Quiet	450	125	265
ARXG12KLLAP	Cooling	High	650	181	383
		Med	600	167	353
		Low	550	153	324
		Quiet	480	133	283
	Heating	High	650	181	383
		Med	600	167	353
		Low	550	153	324
		Quiet	480	133	283
ARXG14KLLAP	Cooling	High	800	222	471
		Med	700	194	412
		Low	600	167	353
		Quiet	480	133	283
	Heating	High	800	222	471
		Med	700	194	412
		Low	600	167	353
		Quiet	480	133	283
ARXG18KLLAP	Cooling	High	940	261	553
		Med	880	244	518
		Low	820	228	483
		Quiet	750	208	441
	Heating	High	940	261	553
		Med	880	244	518
		Low	820	228	483
		Quiet	750	208	441

8-4. Medium static pressure duct type

Model	Operation mode	Fan speed	Airflow		
			m ³ /h	l/s	CFM
ARXH12KMTAP	Cooling	High	650	181	383
		Med	520	144	306
		Low	460	128	271
		Quiet	390	108	230
	Heating	High	650	181	383
		Med	520	144	306
		Low	460	128	271
		Quiet	390	108	230
ARXH14KMTAP	Cooling	High	800	222	471
		Med	640	178	377
		Low	560	156	330
		Quiet	480	133	283
	Heating	High	800	222	471
		Med	640	178	377
		Low	560	156	330
		Quiet	480	133	283
ARXH18KMTAP	Cooling	High	840	233	494
		Med	720	200	424
		Low	630	175	371
		Quiet	540	150	318
	Heating	High	840	233	494
		Med	720	200	424
		Low	630	175	371
		Quiet	540	150	318

8-5. Wall mounted type

Model	Operation mode	Fan speed	Airflow		
			m ³ /h	l/s	CFM
ASHG07KMTB	Cooling	High	650	181	383
		Med	540	150	318
		Low	430	119	253
		Quiet	270	75	159
	Heating	High	720	200	424
		Med	580	161	341
		Low	460	128	271
		Quiet	330	92	194
ASHG09KMTB	Cooling	High	700	194	412
		Med	560	156	330
		Low	430	119	253
		Quiet	270	75	159
	Heating	High	750	208	441
		Med	610	169	359
		Low	470	131	277
		Quiet	330	92	194
ASHG12KMTB	Cooling	High	700	194	412
		Med	560	156	330
		Low	430	119	253
		Quiet	270	75	159
	Heating	High	770	214	453
		Med	640	178	377
		Low	520	144	306
		Quiet	330	92	194
ASHG14KMTB	Cooling	High	770	214	453
		Med	600	167	353
		Low	450	125	265
		Quiet	280	78	165
	Heating	High	800	222	471
		Med	660	183	388
		Low	520	144	306
		Quiet	340	94	200
ASHG07KMCC	Cooling	High	650	181	383
		Med	540	150	318
		Low	430	119	253
		Quiet	320	89	188
	Heating	High	720	200	424
		Med	580	161	341
		Low	460	128	271
		Quiet	330	92	194
ASHG09KMCC	Cooling	High	700	194	412
		Med	560	156	330
		Low	430	119	253
		Quiet	320	89	188
	Heating	High	750	208	441
		Med	610	169	359
		Low	470	131	277
		Quiet	330	92	194

Model	Operation mode	Fan speed	Airflow		
			m ³ /h	l/s	CFM
ASHG12KMCC	Cooling	High	700	194	412
		Med	560	156	330
		Low	430	119	253
		Quiet	320	89	188
	Heating	High	780	217	459
		Med	640	178	377
		Low	520	144	306
		Quiet	330	92	194
ASHG14KMCC	Cooling	High	770	214	453
		Med	600	167	353
		Low	450	125	265
		Quiet	310	86	182
	Heating	High	820	228	483
		Med	660	183	388
		Low	520	144	306
		Quiet	340	94	200
ASHG07KMCE	Cooling	High	650	181	383
		Med	540	150	318
		Low	430	119	253
		Quiet	320	89	188
	Heating	High	720	200	424
		Med	580	161	341
		Low	460	128	271
		Quiet	330	92	194
ASHG09KMCE	Cooling	High	700	194	412
		Med	560	156	330
		Low	430	119	253
		Quiet	320	89	188
	Heating	High	750	208	441
		Med	610	169	359
		Low	470	131	277
		Quiet	330	92	194
ASHG12KMCE	Cooling	High	700	194	412
		Med	560	156	330
		Low	430	119	253
		Quiet	320	89	188
	Heating	High	780	217	459
		Med	640	178	377
		Low	520	144	306
		Quiet	330	92	194
ASHG14KMCE	Cooling	High	770	214	453
		Med	600	167	353
		Low	450	125	265
		Quiet	310	86	182
	Heating	High	820	228	483
		Med	660	183	388
		Low	520	144	306
		Quiet	340	94	200

Model	Operation mode	Fan speed	Airflow		
			m ³ /h	l/s	CFM
ASHG07KMCF	Cooling	High	650	181	383
		Med	540	150	318
		Low	430	119	253
		Quiet	320	89	188
	Heating	High	720	200	424
		Med	580	161	341
		Low	460	128	271
		Quiet	330	92	194
ASHG09KMCF	Cooling	High	700	194	412
		Med	560	156	330
		Low	430	119	253
		Quiet	320	89	188
	Heating	High	750	208	441
		Med	610	169	359
		Low	470	131	277
		Quiet	330	92	194
ASHG12KMCF	Cooling	High	700	194	412
		Med	560	156	330
		Low	430	119	253
		Quiet	320	89	188
	Heating	High	780	217	459
		Med	640	178	377
		Low	520	144	306
		Quiet	330	92	194
ASHG14KMCF	Cooling	High	770	214	453
		Med	600	167	353
		Low	450	125	265
		Quiet	310	86	182
	Heating	High	820	228	483
		Med	660	183	388
		Low	520	144	306
		Quiet	340	94	200
ASHH07KMCG ASHH07KMCG-B	Cooling	High	650	181	383
		Med	540	150	318
		Low	430	119	253
		Quiet	320	89	188
	Heating	High	720	200	424
		Med	580	161	341
		Low	460	128	271
		Quiet	330	92	194
ASHH09KMCG ASHH09KMCG-B	Cooling	High	700	194	412
		Med	560	156	330
		Low	430	119	253
		Quiet	320	89	188
	Heating	High	750	208	441
		Med	610	169	359
		Low	470	131	277
		Quiet	330	92	194

Model	Operation mode	Fan speed	Airflow		
			m ³ /h	l/s	CFM
ASHH12KMCG ASHH12KMCG-B	Cooling	High	700	194	412
		Med	560	156	330
		Low	430	119	253
		Quiet	320	89	188
	Heating	High	780	217	459
		Med	640	178	377
		Low	520	144	306
		Quiet	330	92	194
ASHH14KMCG ASHH14KMCG-B	Cooling	High	770	214	453
		Med	600	167	353
		Low	450	125	265
		Quiet	310	86	182
	Heating	High	820	228	483
		Med	660	183	388
		Low	520	144	306
		Quiet	340	94	200
ASHH07KMCH ASHH07KMCH-B	Cooling	High	650	181	383
		Med	540	150	318
		Low	430	119	253
		Quiet	320	89	188
	Heating	High	720	200	424
		Med	580	161	341
		Low	460	128	271
		Quiet	330	92	194
ASHH09KMCH ASHH09KMCH-B	Cooling	High	700	194	412
		Med	560	156	330
		Low	430	119	253
		Quiet	320	89	188
	Heating	High	750	208	441
		Med	610	169	359
		Low	470	131	277
		Quiet	330	92	194
ASHH12KMCH ASHH12KMCH-B	Cooling	High	700	194	412
		Med	560	156	330
		Low	430	119	253
		Quiet	320	89	188
	Heating	High	780	217	459
		Med	640	178	377
		Low	520	144	306
		Quiet	330	92	194
ASHH14KMCH ASHH14KMCH-B	Cooling	High	770	214	453
		Med	600	167	353
		Low	450	125	265
		Quiet	310	86	182
	Heating	High	820	228	483
		Med	660	183	388
		Low	520	144	306
		Quiet	340	94	200

Model	Operation mode	Fan speed	Airflow		
			m ³ /h	l/s	CFM
ASHG07KETA ASHG07KETA-B	Cooling	High	650	181	383
		Med	540	150	318
		Low	430	119	253
		Quiet	270	75	159
	Heating	High	720	200	424
		Med	580	161	341
		Low	460	128	271
		Quiet	330	92	194
ASHG09KETA ASHG09KETA-B	Cooling	High	700	194	412
		Med	560	156	330
		Low	430	119	253
		Quiet	270	75	159
	Heating	High	750	208	441
		Med	610	169	359
		Low	470	131	277
		Quiet	330	92	194
ASHG12KETA ASHG12KETA-B	Cooling	High	700	194	412
		Med	560	156	330
		Low	430	119	253
		Quiet	270	75	159
	Heating	High	770	214	453
		Med	640	178	377
		Low	520	144	306
		Quiet	330	92	194
ASHG14KETA ASHG14KETA-B	Cooling	High	770	214	453
		Med	600	167	353
		Low	450	125	265
		Quiet	280	78	165
	Heating	High	800	222	471
		Med	660	183	388
		Low	520	144	306
		Quiet	340	94	200
ASHG07KETE ASHG07KETE-B	Cooling	High	650	181	383
		Med	540	150	318
		Low	430	119	253
		Quiet	270	75	159
	Heating	High	720	200	424
		Med	580	161	341
		Low	460	128	271
		Quiet	330	92	194
ASHG09KETE ASHG09KETE-B	Cooling	High	700	194	412
		Med	560	156	330
		Low	430	119	253
		Quiet	270	75	159
	Heating	High	750	208	441
		Med	610	169	359
		Low	470	131	277
		Quiet	330	92	194

Model	Operation mode	Fan speed	Airflow		
			m ³ /h	l/s	CFM
ASHG12KETE ASHG12KETE-B	Cooling	High	700	194	412
		Med	560	156	330
		Low	430	119	253
		Quiet	270	75	159
	Heating	High	770	214	453
		Med	640	178	377
		Low	520	144	306
		Quiet	330	92	194
ASHG14KETE ASHG14KETE-B	Cooling	High	770	214	453
		Med	600	167	353
		Low	450	125	265
		Quiet	280	78	165
	Heating	High	800	222	471
		Med	660	183	388
		Low	520	144	306
		Quiet	340	94	200
ASHG07KETF ASHG07KETF-B	Cooling	High	650	181	383
		Med	540	150	318
		Low	430	119	253
		Quiet	270	75	159
	Heating	High	720	200	424
		Med	580	161	341
		Low	460	128	271
		Quiet	330	92	194
ASHG09KETF ASHG09KETF-B	Cooling	High	700	194	412
		Med	560	156	330
		Low	430	119	253
		Quiet	270	75	159
	Heating	High	750	208	441
		Med	610	169	359
		Low	470	131	277
		Quiet	330	92	194
ASHG12KETF ASHG12KETF-B	Cooling	High	700	194	412
		Med	560	156	330
		Low	430	119	253
		Quiet	270	75	159
	Heating	High	770	214	453
		Med	640	178	377
		Low	520	144	306
		Quiet	330	92	194
ASHG14KETF ASHG14KETF-B	Cooling	High	770	214	453
		Med	600	167	353
		Low	450	125	265
		Quiet	280	78	165
	Heating	High	800	222	471
		Med	660	183	388
		Low	520	144	306
		Quiet	340	94	200

Model	Operation mode	Fan speed	Airflow		
			m ³ /h	l/s	CFM
ASHG07KGTB	Cooling	High	650	181	383
		Med	540	150	318
		Low	430	119	253
		Quiet	270	75	159
	Heating	High	720	200	424
		Med	580	161	341
		Low	460	128	271
		Quiet	330	92	194
ASHG09KGTB	Cooling	High	700	194	412
		Med	560	156	330
		Low	430	119	253
		Quiet	270	75	159
	Heating	High	750	208	441
		Med	610	169	359
		Low	470	131	277
		Quiet	330	92	194
ASHG12KGTB	Cooling	High	700	194	412
		Med	560	156	330
		Low	430	119	253
		Quiet	270	75	159
	Heating	High	770	214	453
		Med	640	178	377
		Low	520	144	306
		Quiet	330	92	194
ASHG14KGTB	Cooling	High	770	214	453
		Med	600	167	353
		Low	450	125	265
		Quiet	280	78	165
	Heating	High	800	222	471
		Med	660	183	388
		Low	520	144	306
		Quiet	340	94	200
ASHG07KGTE	Cooling	High	650	181	383
		Med	540	150	318
		Low	430	119	253
		Quiet	270	75	159
	Heating	High	720	200	424
		Med	580	161	341
		Low	460	128	271
		Quiet	330	92	194
ASHG09KGTE	Cooling	High	700	194	412
		Med	560	156	330
		Low	430	119	253
		Quiet	270	75	159
	Heating	High	750	208	441
		Med	610	169	359
		Low	470	131	277
		Quiet	330	92	194

Model	Operation mode	Fan speed	Airflow		
			m ³ /h	l/s	CFM
ASHG12KGTE	Cooling	High	700	194	412
		Med	560	156	330
		Low	430	119	253
		Quiet	270	75	159
	Heating	High	770	214	453
		Med	640	178	377
		Low	520	144	306
		Quiet	330	92	194
ASHG14KGTE	Cooling	High	770	214	453
		Med	600	167	353
		Low	450	125	265
		Quiet	280	78	165
	Heating	High	800	222	471
		Med	660	183	388
		Low	520	144	306
		Quiet	340	94	200
ASHG07KGTF	Cooling	High	650	181	383
		Med	540	150	318
		Low	430	119	253
		Quiet	270	75	159
	Heating	High	720	200	424
		Med	580	161	341
		Low	460	128	271
		Quiet	330	92	194
ASHG09KGTF	Cooling	High	700	194	412
		Med	560	156	330
		Low	430	119	253
		Quiet	270	75	159
	Heating	High	750	208	441
		Med	610	169	359
		Low	470	131	277
		Quiet	330	92	194
ASHG12KGTF	Cooling	High	700	194	412
		Med	560	156	330
		Low	430	119	253
		Quiet	270	75	159
	Heating	High	770	214	453
		Med	640	178	377
		Low	520	144	306
		Quiet	330	92	194
ASHG14KGTF	Cooling	High	770	214	453
		Med	600	167	353
		Low	450	125	265
		Quiet	280	78	165
	Heating	High	800	222	471
		Med	660	183	388
		Low	520	144	306
		Quiet	340	94	200

Model	Operation mode	Fan speed	Airflow		
			m ³ /h	l/s	CFM
ASHH07KGTG	Cooling	High	650	181	383
		Med	540	150	318
		Low	430	119	253
		Quiet	270	75	159
	Heating	High	720	200	424
		Med	580	161	341
		Low	460	128	271
		Quiet	330	92	194
ASHH09KGTG	Cooling	High	700	194	412
		Med	560	156	330
		Low	430	119	253
		Quiet	270	75	159
	Heating	High	750	208	441
		Med	610	169	359
		Low	470	131	277
		Quiet	330	92	194
ASHH12KGTG	Cooling	High	700	194	412
		Med	560	156	330
		Low	430	119	253
		Quiet	270	75	159
	Heating	High	770	214	453
		Med	640	178	377
		Low	520	144	306
		Quiet	330	92	194
ASHH14KGTG	Cooling	High	770	214	453
		Med	600	167	353
		Low	450	125	265
		Quiet	280	78	165
	Heating	High	800	222	471
		Med	660	183	388
		Low	520	144	306
		Quiet	340	94	200
ASHH07KGTH	Cooling	High	650	181	383
		Med	540	150	318
		Low	430	119	253
		Quiet	270	75	159
	Heating	High	720	200	424
		Med	580	161	341
		Low	460	128	271
		Quiet	330	92	194
ASHH09KGTH	Cooling	High	700	194	412
		Med	560	156	330
		Low	430	119	253
		Quiet	270	75	159
	Heating	High	750	208	441
		Med	610	169	359
		Low	470	131	277
		Quiet	330	92	194

Model	Operation mode	Fan speed	Airflow		
			m ³ /h	l/s	CFM
ASHH12KGTH	Cooling	High	700	194	412
		Med	560	156	330
		Low	430	119	253
		Quiet	270	75	159
	Heating	High	770	214	453
		Med	640	178	377
		Low	520	144	306
		Quiet	330	92	194
ASHH14KGTH	Cooling	High	770	214	453
		Med	600	167	353
		Low	450	125	265
		Quiet	280	78	165
	Heating	High	800	222	471
		Med	660	183	388
		Low	520	144	306
		Quiet	340	94	200
ASHH05KNCA	Cooling	High	500	139	294
		Med	450	125	265
		Low	390	108	230
		Quiet	250	69	147
	Heating	High	500	139	294
		Med	450	125	265
		Low	420	117	247
		Quiet	280	78	165
ASHH07KNCA	Cooling	High	530	147	312
		Med	460	128	271
		Low	390	108	230
		Quiet	250	69	147
	Heating	High	530	147	312
		Med	460	128	271
		Low	420	117	247
		Quiet	280	78	165
ASHH09KNCA	Cooling	High	640	178	377
		Med	500	139	294
		Low	390	108	230
		Quiet	250	69	147
	Heating	High	640	178	377
		Med	500	139	294
		Low	420	117	247
		Quiet	280	78	165
ASHH12KNCA	Cooling	High	660	183	388
		Med	520	144	306
		Low	440	122	259
		Quiet	250	69	147
	Heating	High	660	183	388
		Med	520	144	306
		Low	440	122	259
		Quiet	280	78	165

Model	Operation mode	Fan speed	Airflow		
			m ³ /h	l/s	CFM
ASHH05KNCH	Cooling	High	500	139	294
		Med	450	125	265
		Low	390	108	230
		Quiet	250	69	147
	Heating	High	500	139	294
		Med	450	125	265
		Low	420	117	247
		Quiet	280	78	165
ASHH07KNCH	Cooling	High	530	147	312
		Med	460	128	271
		Low	390	108	230
		Quiet	250	69	147
	Heating	High	530	147	312
		Med	460	128	271
		Low	420	117	247
		Quiet	280	78	165
ASHH09KNCH	Cooling	High	640	178	377
		Med	500	139	294
		Low	390	108	230
		Quiet	250	69	147
	Heating	High	640	178	377
		Med	500	139	294
		Low	420	117	247
		Quiet	280	78	165
ASHH12KNCH	Cooling	High	660	183	388
		Med	520	144	306
		Low	440	122	259
		Quiet	250	69	147
	Heating	High	660	183	388
		Med	520	144	306
		Low	440	122	259
		Quiet	280	78	165
ASHG18KMTB	Cooling	High	980	272	577
		Med	810	225	477
		Low	640	178	377
		Quiet	510	142	300
	Heating	High	1,020	283	600
		Med	850	236	500
		Low	640	178	377
		Quiet	510	142	300
ASHG18KMTE	Cooling	High	980	272	577
		Med	810	225	477
		Low	640	178	377
		Quiet	510	142	300
	Heating	High	1,020	283	600
		Med	850	236	500
		Low	640	178	377
		Quiet	510	142	300

8-6. Ceiling type

Model	Operation mode	Fan speed	Airflow		
			m ³ /h	l/s	CFM
ABHG18KRTA	Cooling	High	840	233	494
		Med	790	219	465
		Low	710	197	418
		Quiet	650	181	383
	Heating	High	840	233	494
		Med	790	219	465
		Low	710	197	418
		Quiet	650	181	383

8-7. Floor type

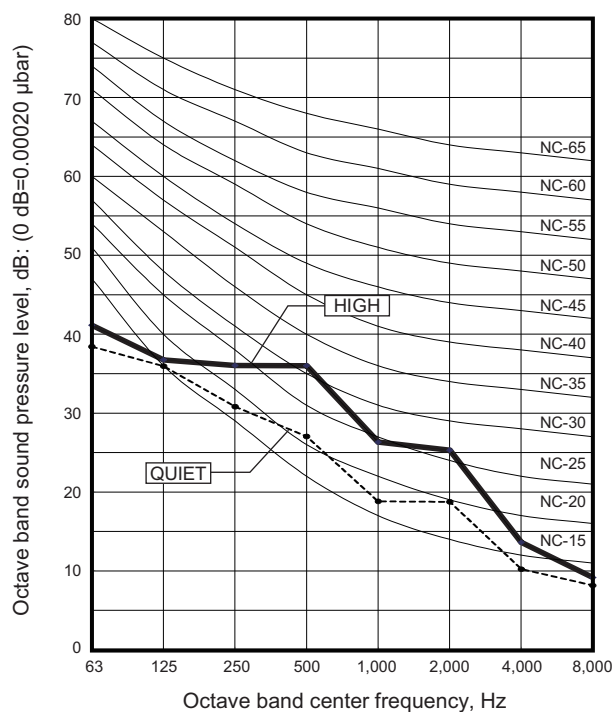
Model	Operation mode	Fan speed	Airflow		
			m ³ /h	l/s	CFM
AGHG09KVCA	Cooling	High	530	147	312
		Med	440	111	235
		Low	360	100	212
		Quiet	270	75	159
	Heating	High	530	147	312
		Med	460	128	271
		Low	380	106	224
		Quiet	270	75	159
AGHG12KVCA	Cooling	High	600	167	353
		Med	490	136	288
		Low	380	106	224
		Quiet	270	75	159
	Heating	High	600	167	353
		Med	510	142	300
		Low	410	114	241
		Quiet	270	75	159
AGHG14KVCA	Cooling	High	650	181	383
		Med	520	144	306
		Low	400	131	277
		Quiet	270	75	159
	Heating	High	650	181	383
		Med	540	150	318
		Low	430	119	253
		Quiet	270	75	159

9. Noise level curve

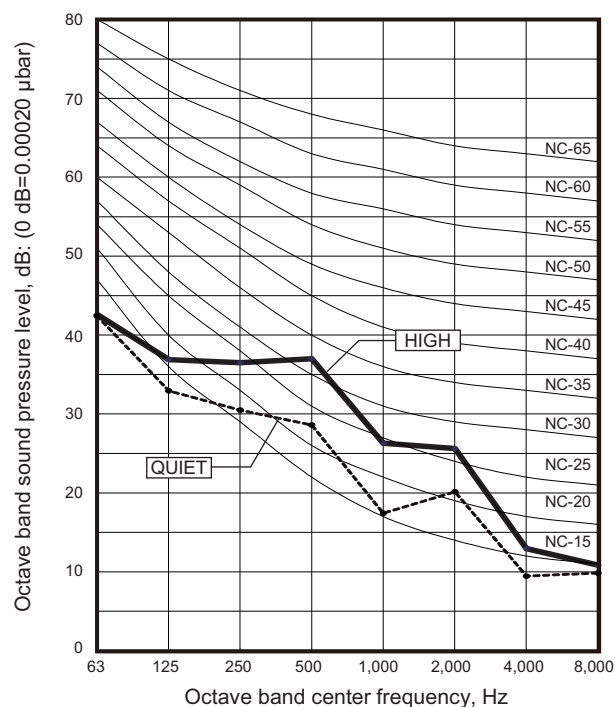
9-1. Compact cassette type

■ Model: AUXG07KVLA

● Cooling

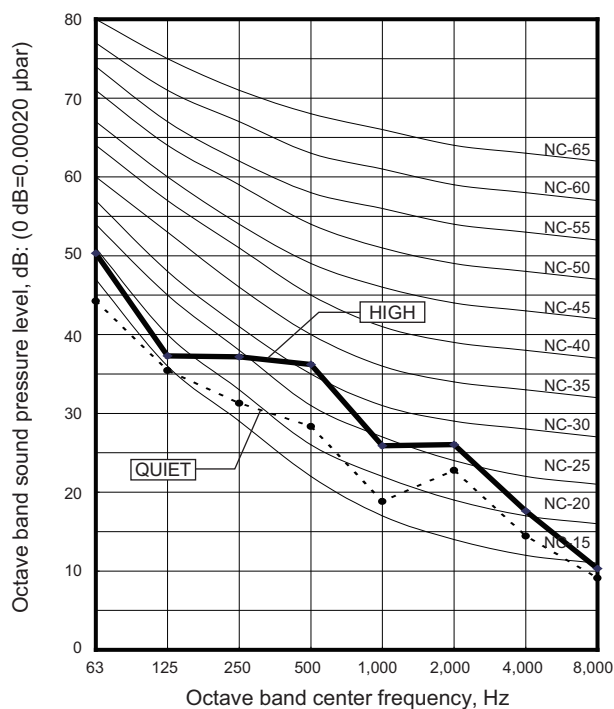


● Heating

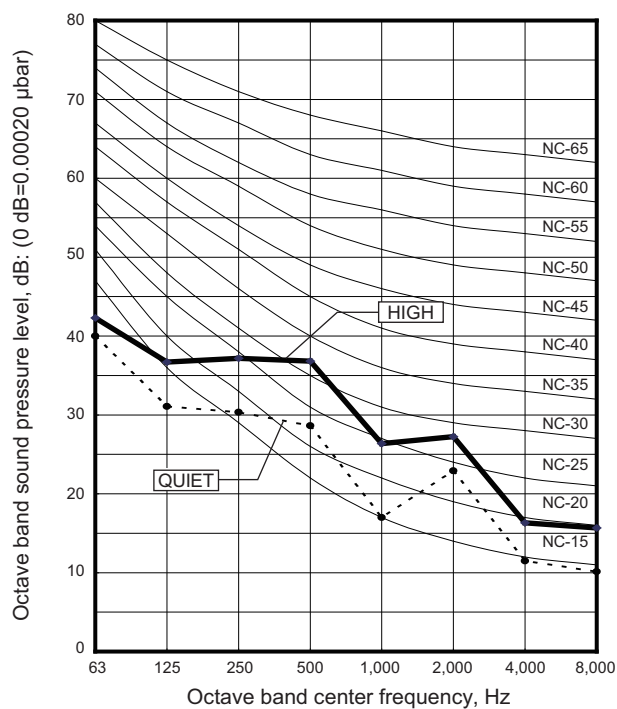


■ Model: AUXG09KVLA

● Cooling

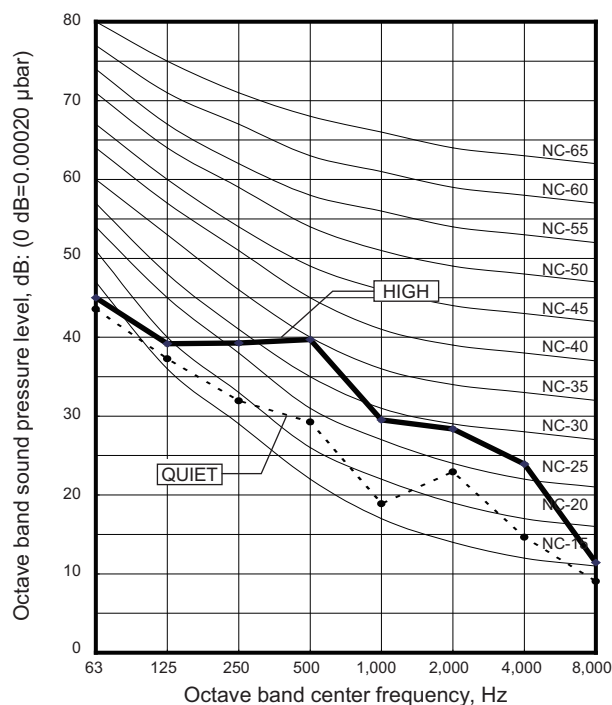


● Heating

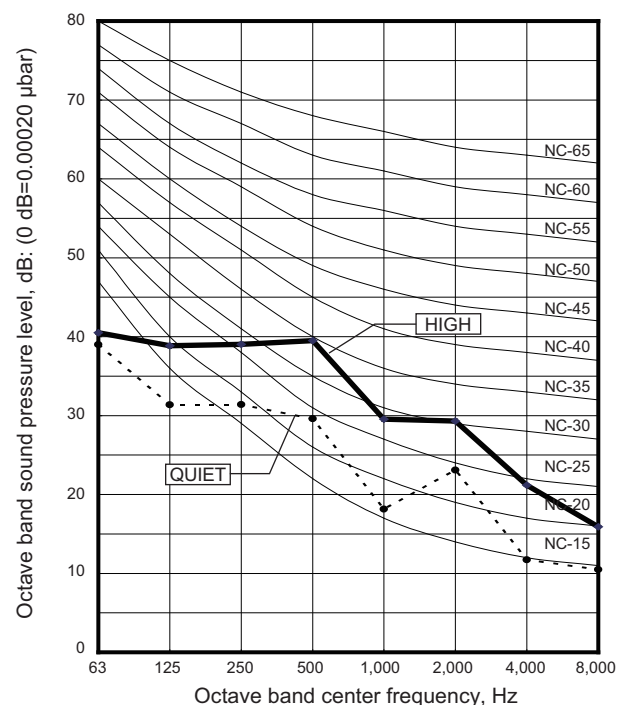


Model: AUXG12KVLA

Cooling

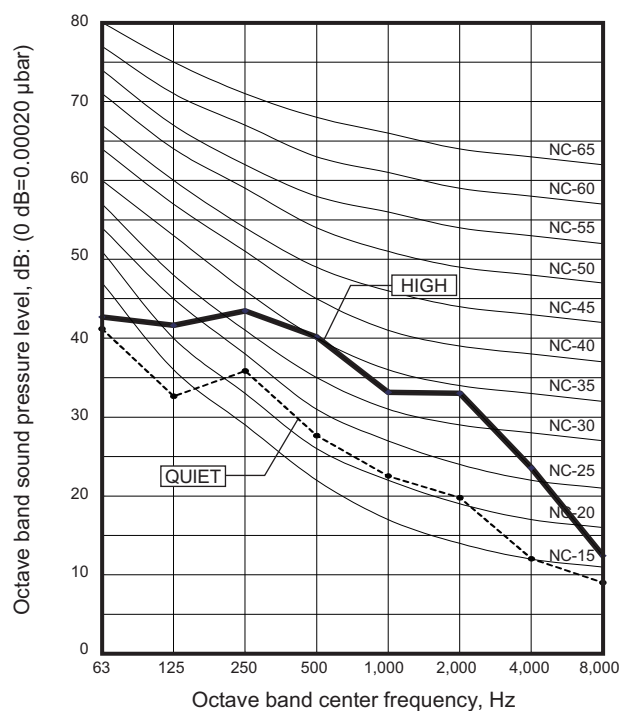


Heating

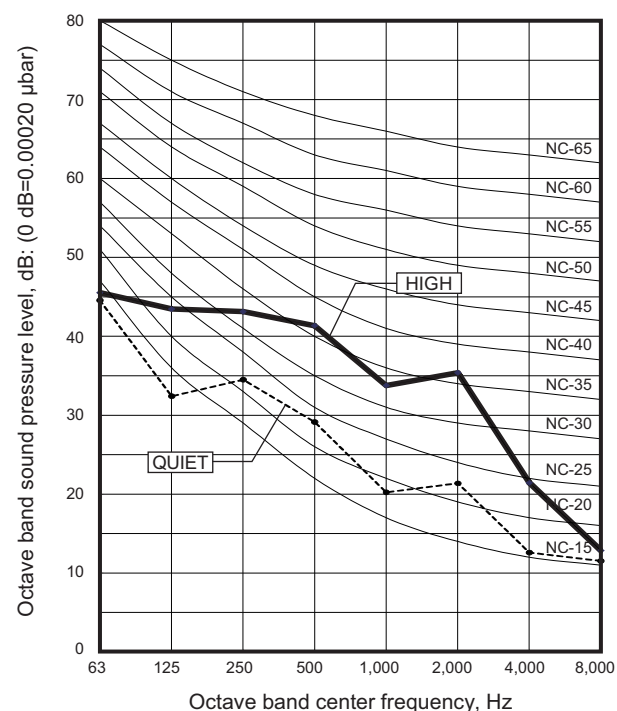


Model: AUXG14KVLA

Cooling

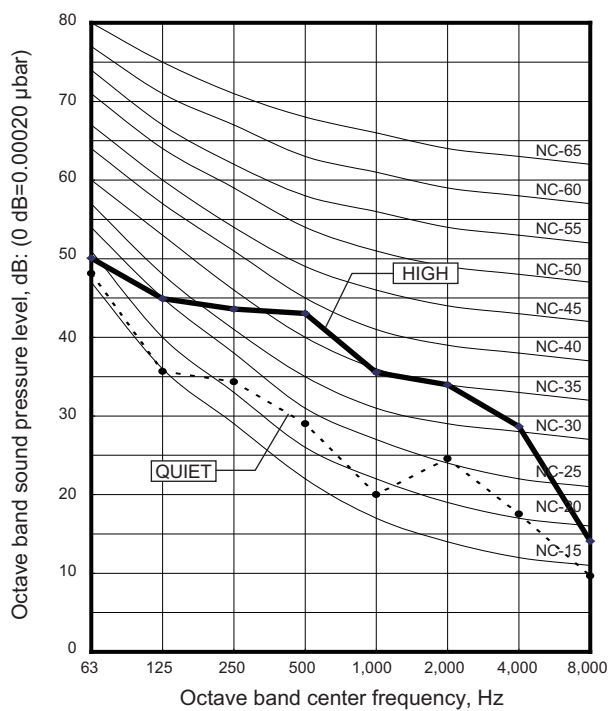


Heating

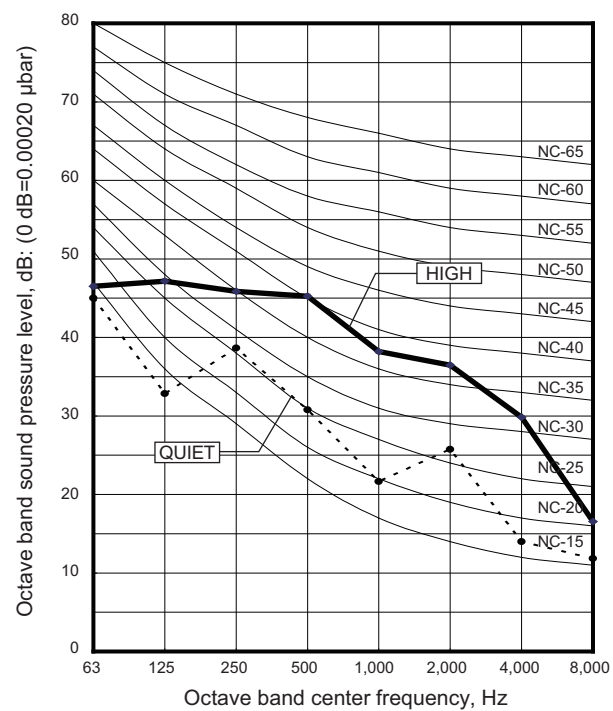


Model: AUXG18KVLA

● Cooling



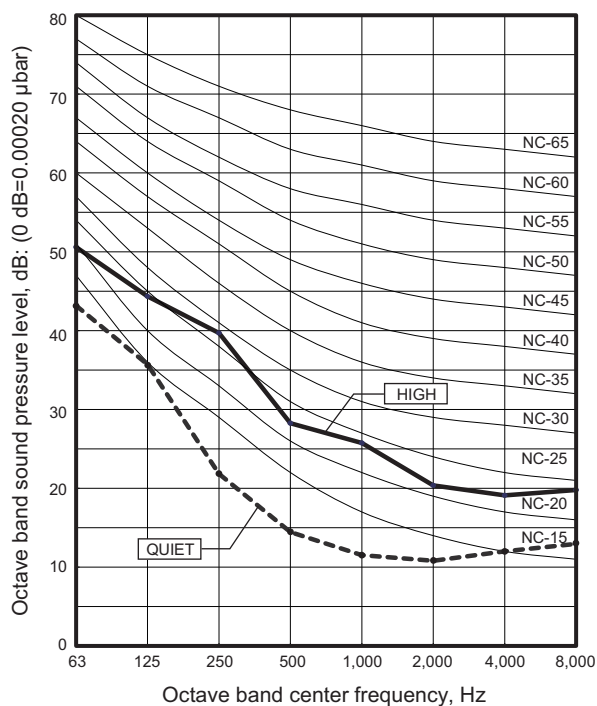
● Heating



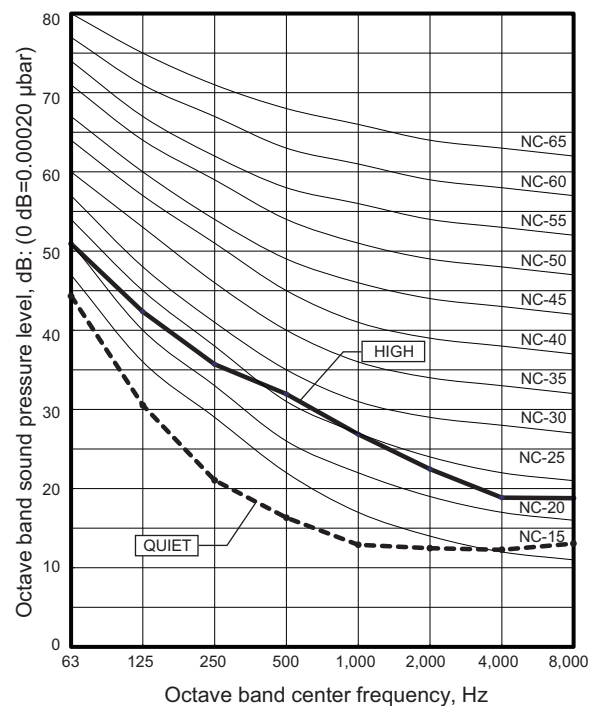
9-2. Mini duct type

■ Model: ARXG07KSLAP

● Cooling

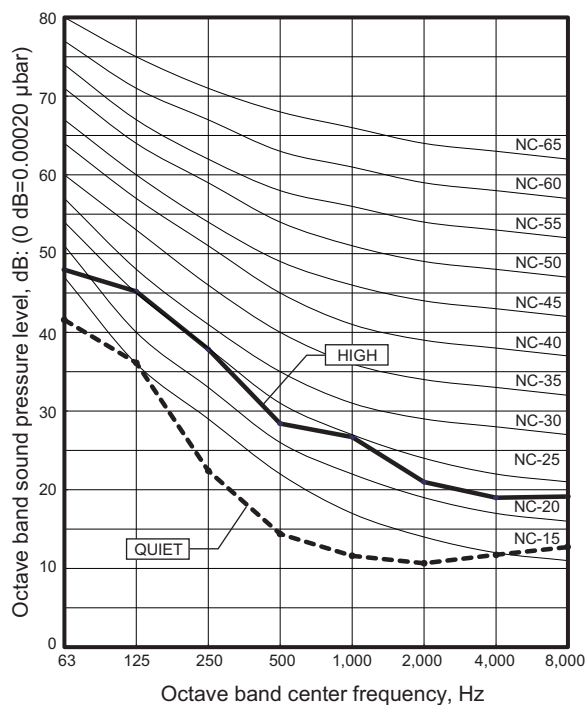


● Heating

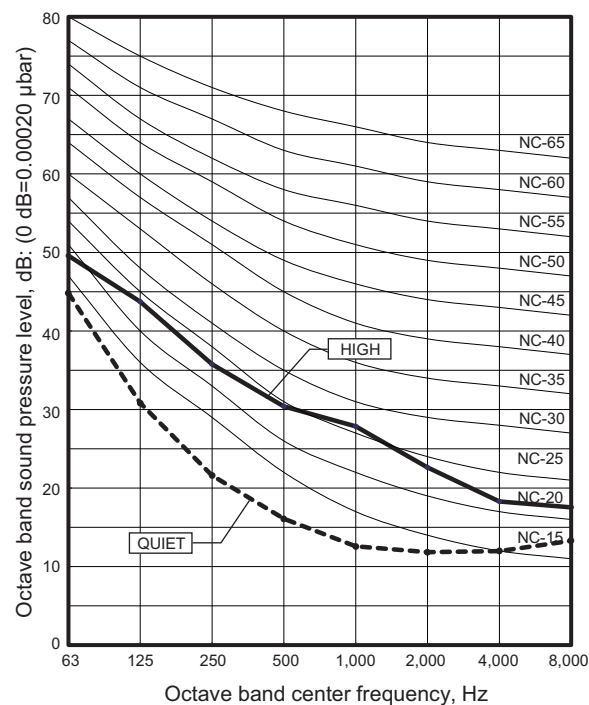


■ Model: ARXG09KSLAP

● Cooling

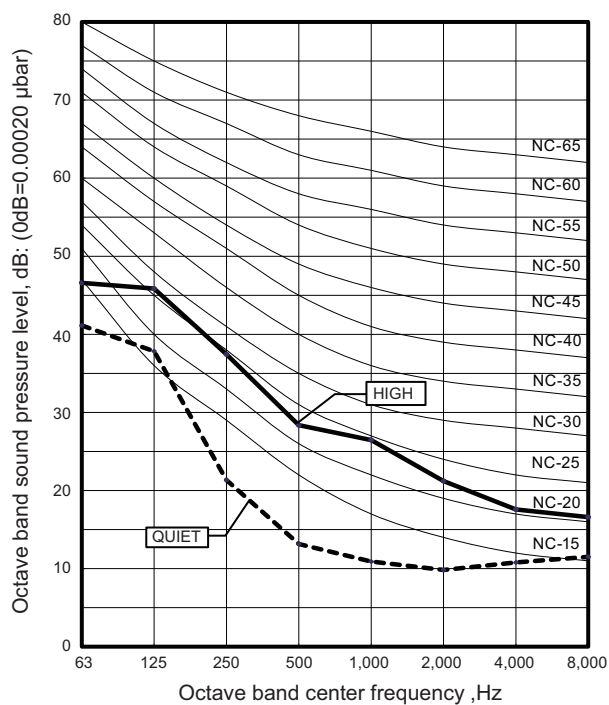


● Heating

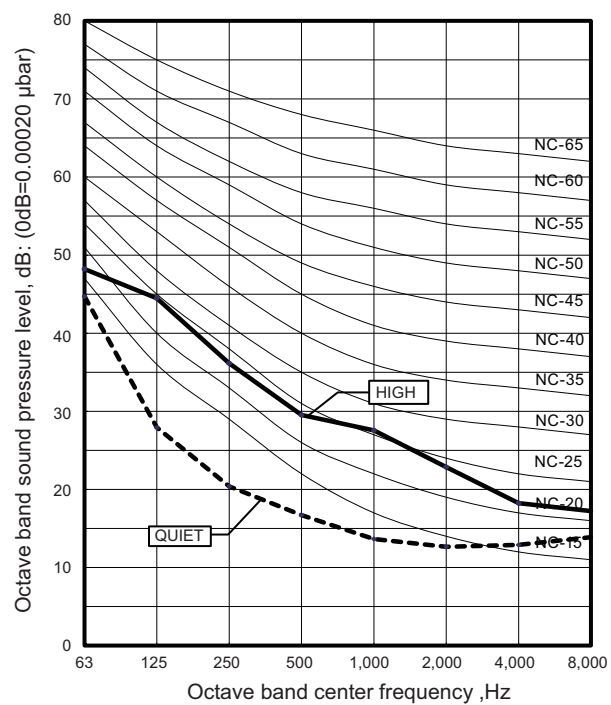


Model: ARXG12KSLAP

Cooling

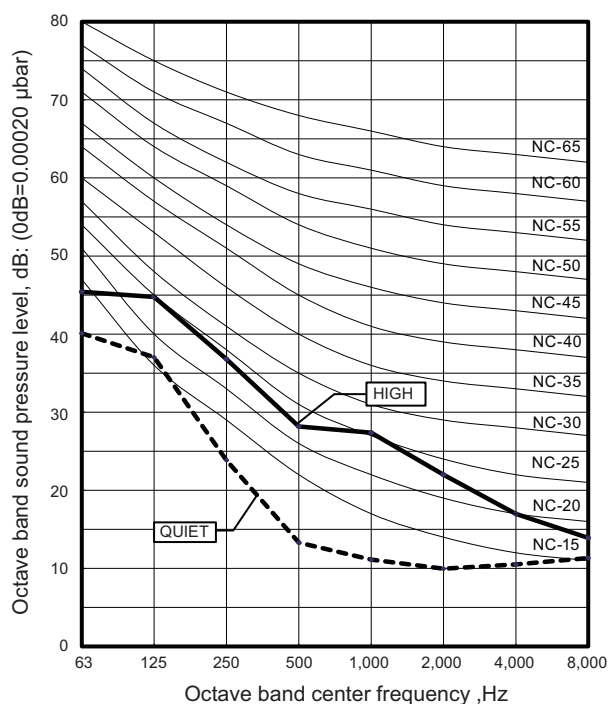


Heating

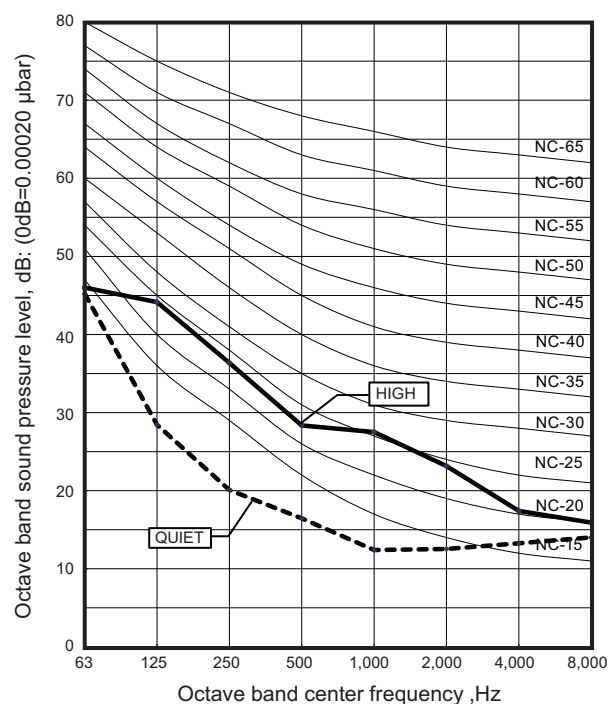


Model: ARXG14KSLAP

Cooling

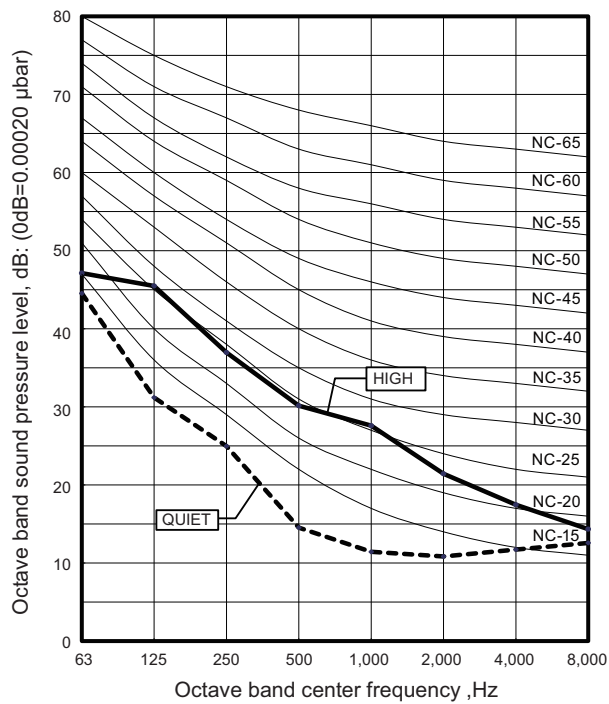


Heating

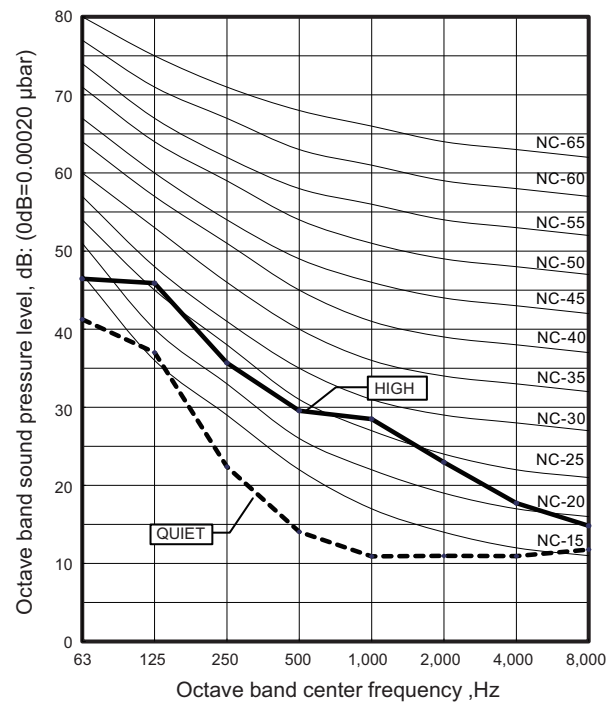


Model: ARXG18KSLAP

● Cooling



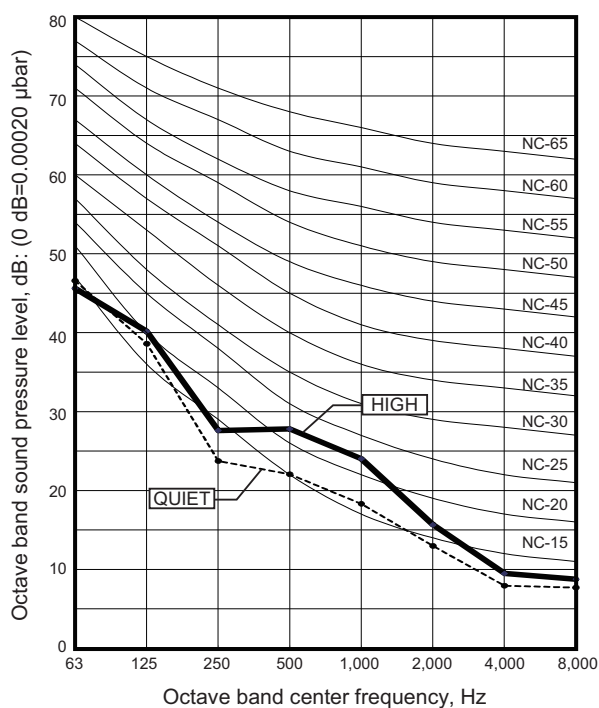
● Heating



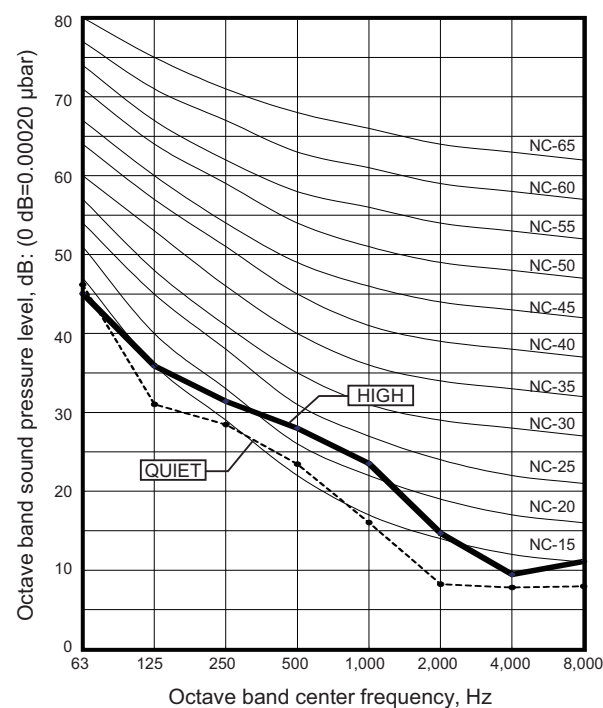
9-3. Slim duct type

Model: ARXG07KLLAP

● Cooling

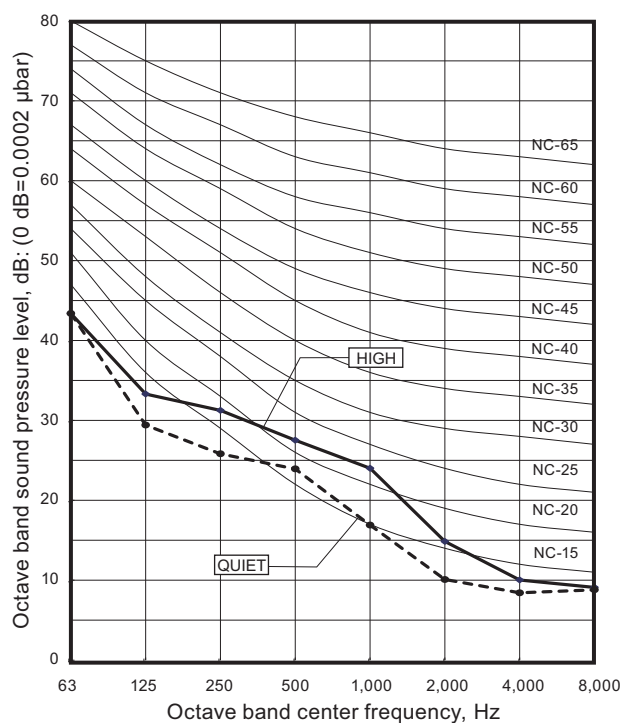


● Heating

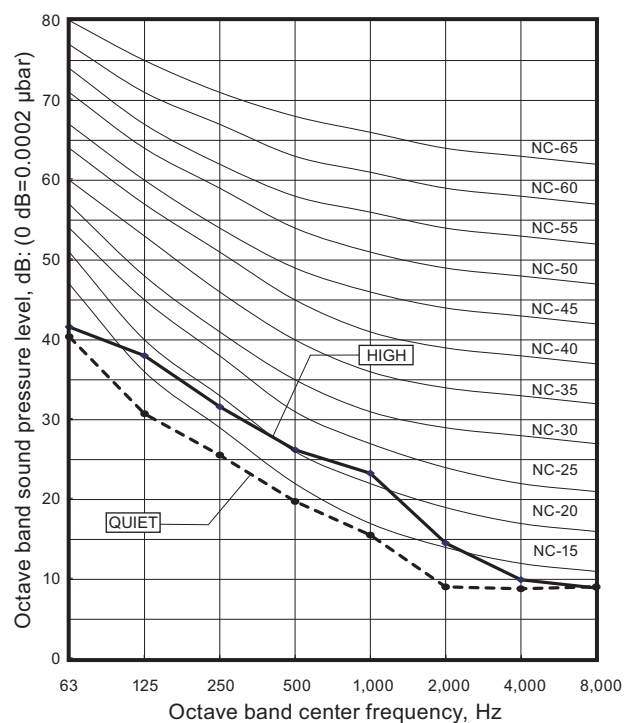


Model: ARXG09KLLAP

● Cooling

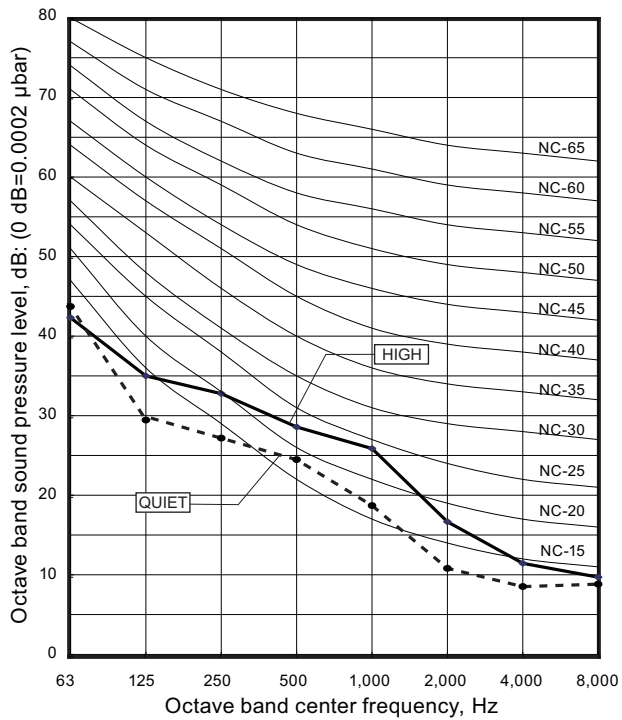


● Heating

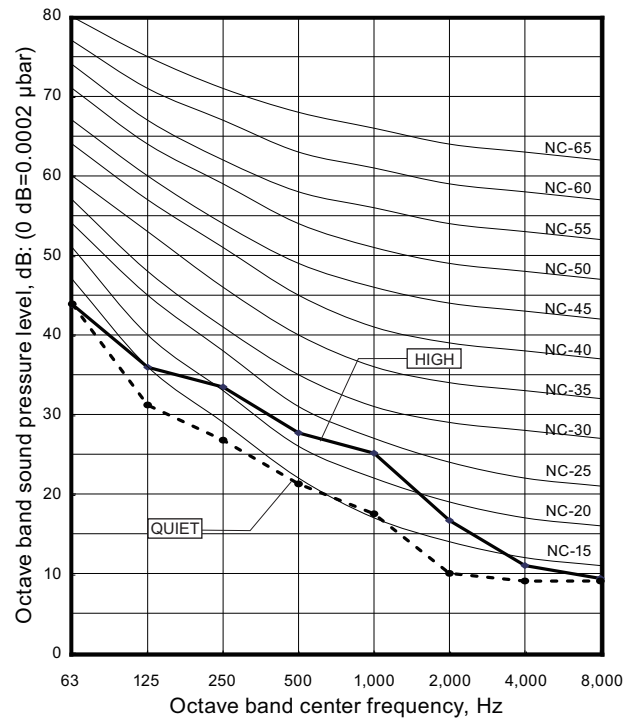


Model: ARXG12KLLAP

Cooling

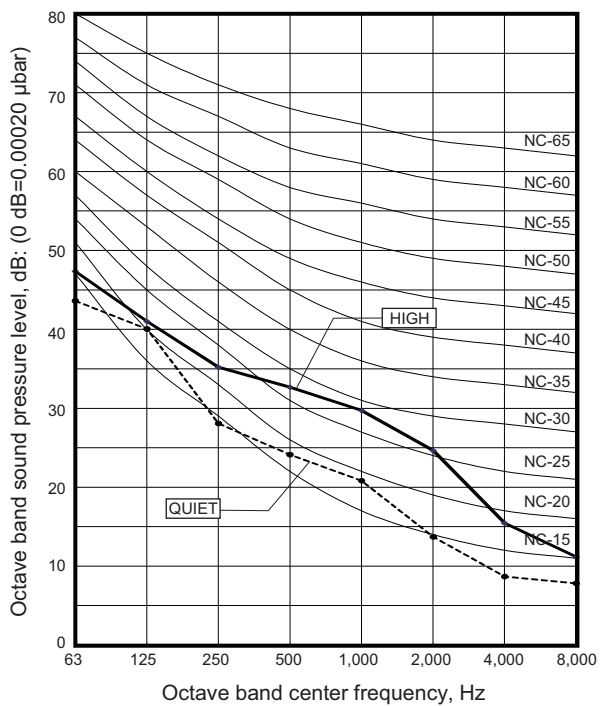


Heating

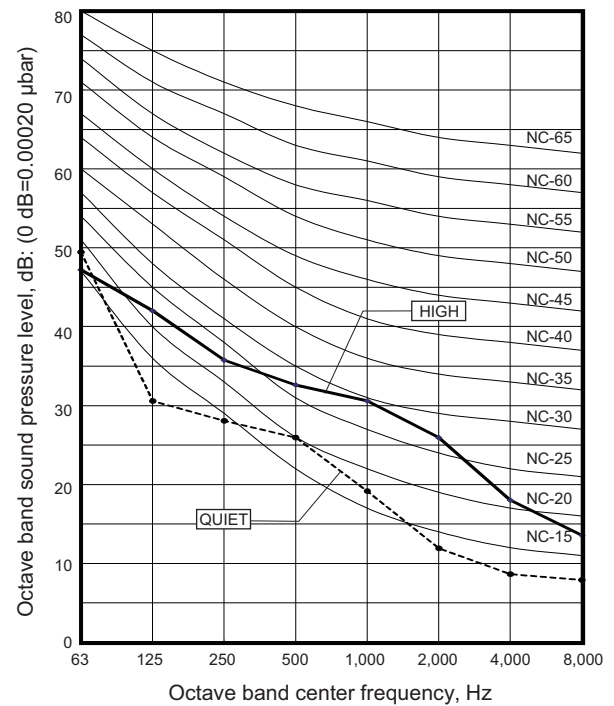


Model: ARXG14KLLAP

Cooling

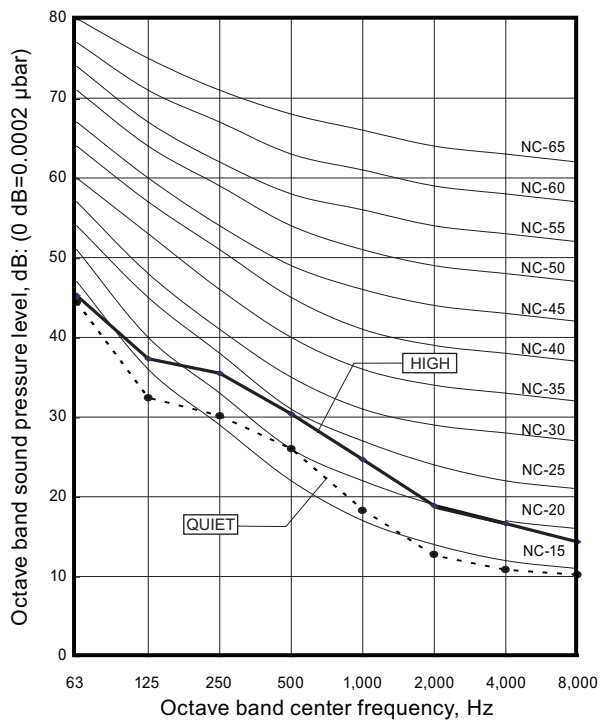


Heating

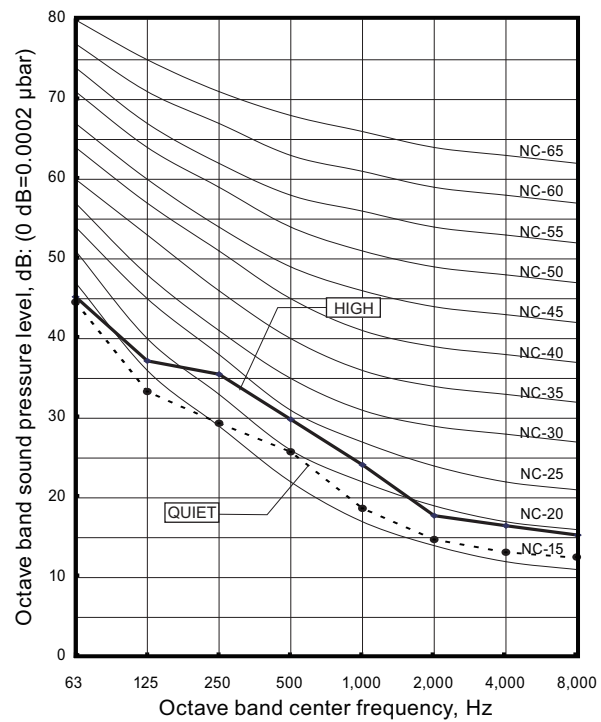


Model: ARXG18KLLAP

Cooling



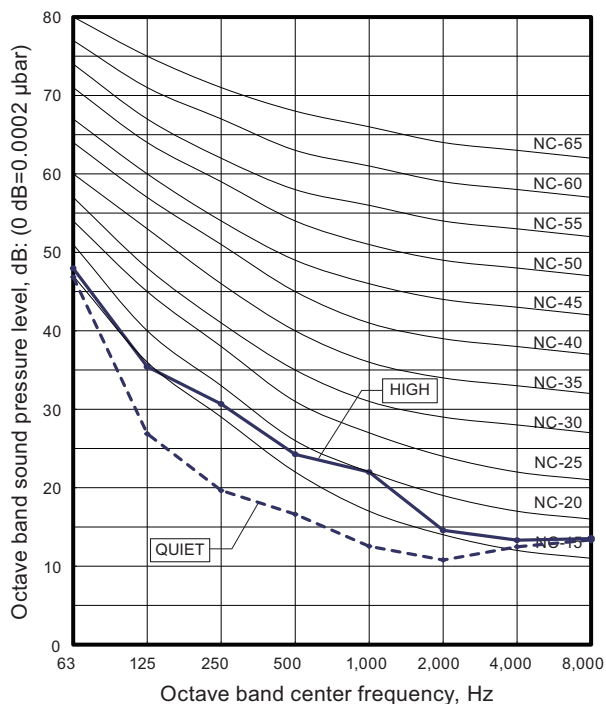
Heating



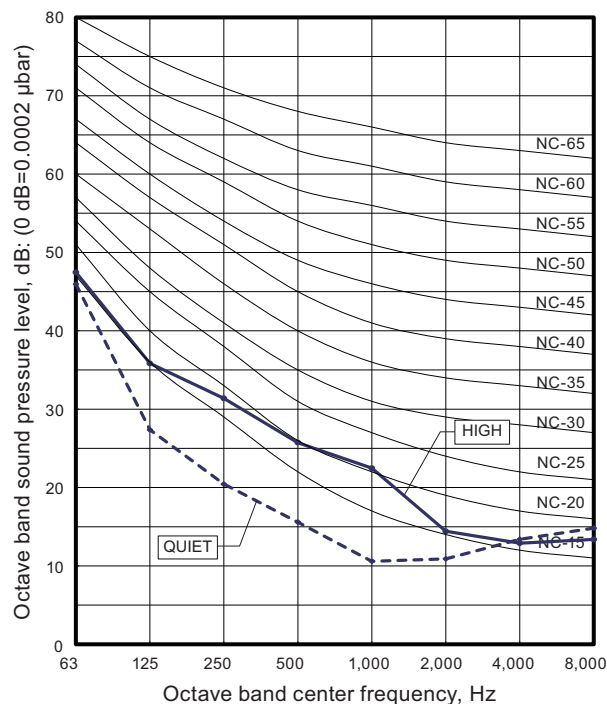
9-4. Medium static pressure duct type

■ Model: ARXH12KMTAP

● Cooling

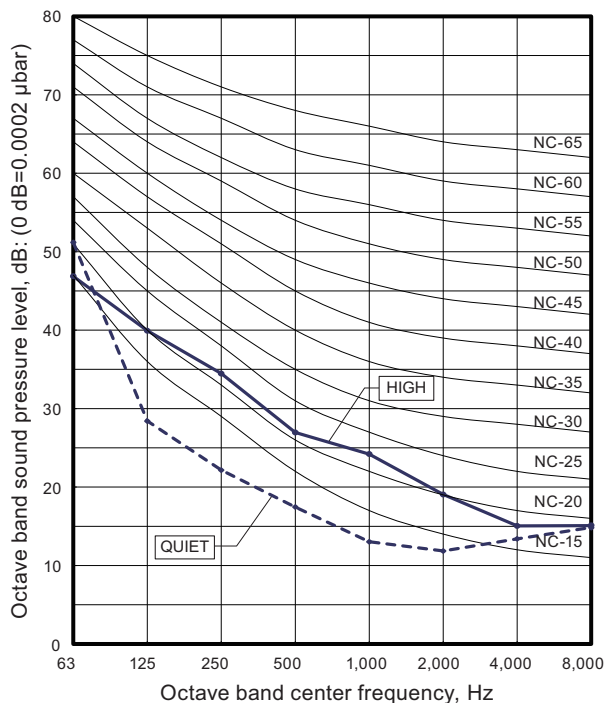


● Heating

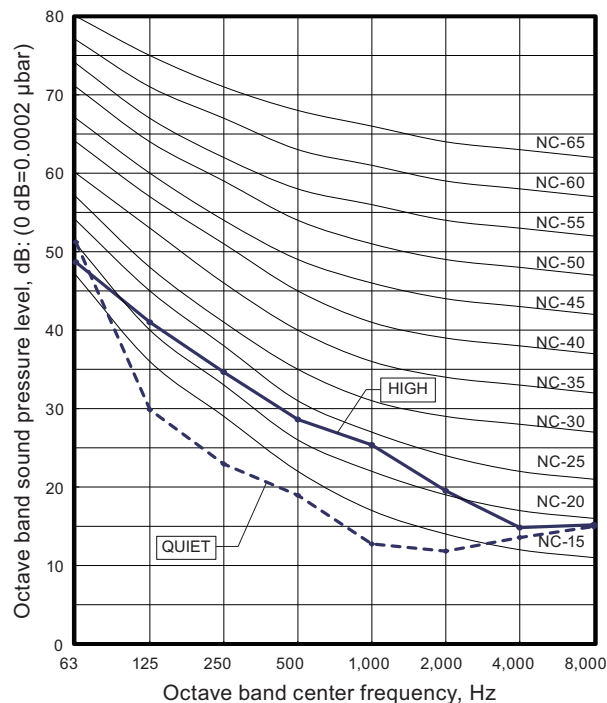


■ Model: ARXH14KMTAP

● Cooling

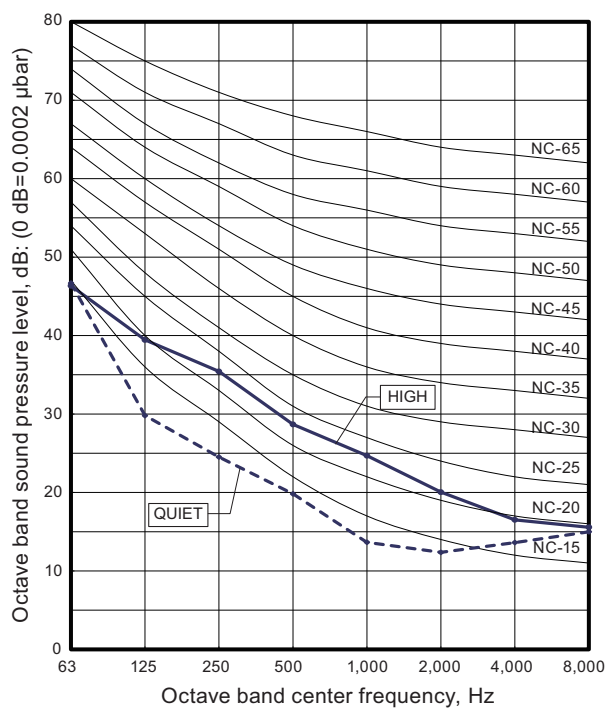


● Heating

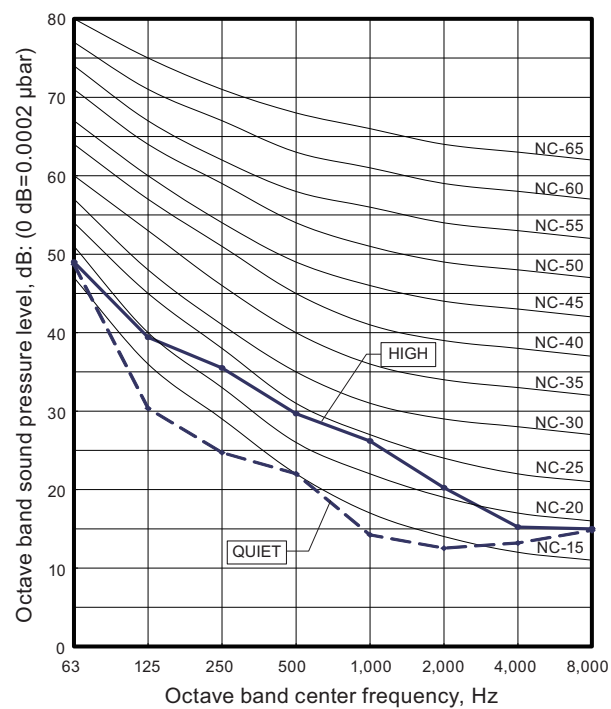


Model: ARXH18KMTAP

● Cooling



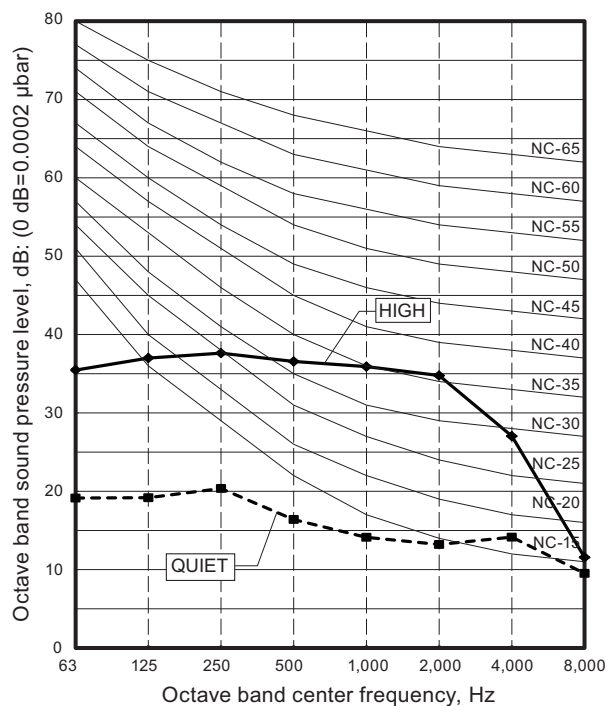
● Heating



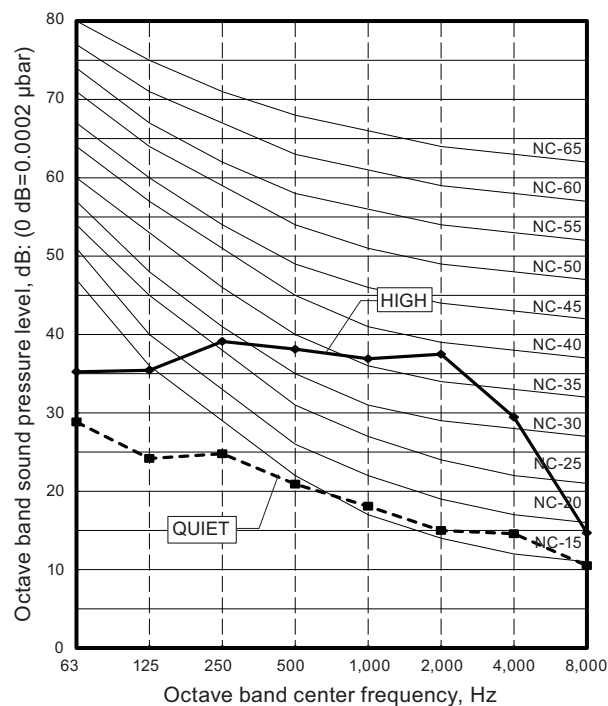
9-5. Wall mounted type

■ **Models:** ASHG07KMTB, ASHG07KMCC, ASHG07KMCE, ASHG07KMCF, ASHH07KMCG, ASHH07KMCG-B, ASHH07KMCH, ASHH07KMCH-B, ASHG07KETA, ASHG07KETA-B, ASHG07KETE, ASHG07KETE-B, ASHG07KETF, and ASHG07KETF-B

● Cooling

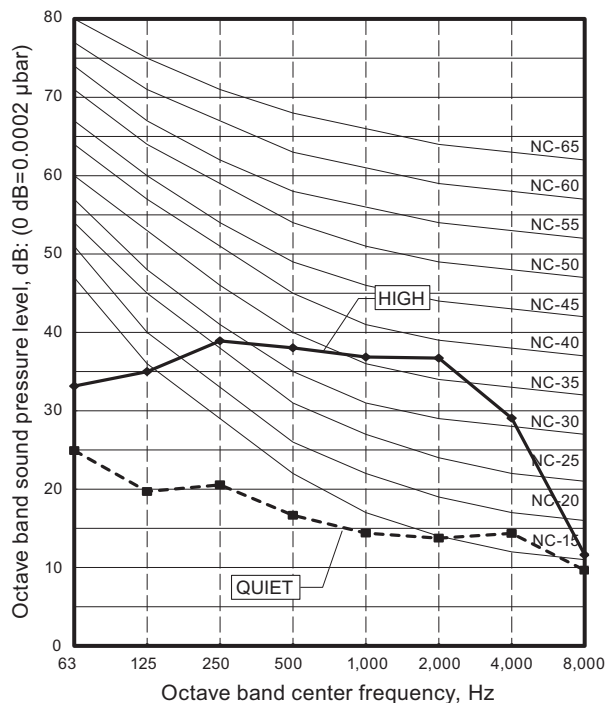


● Heating

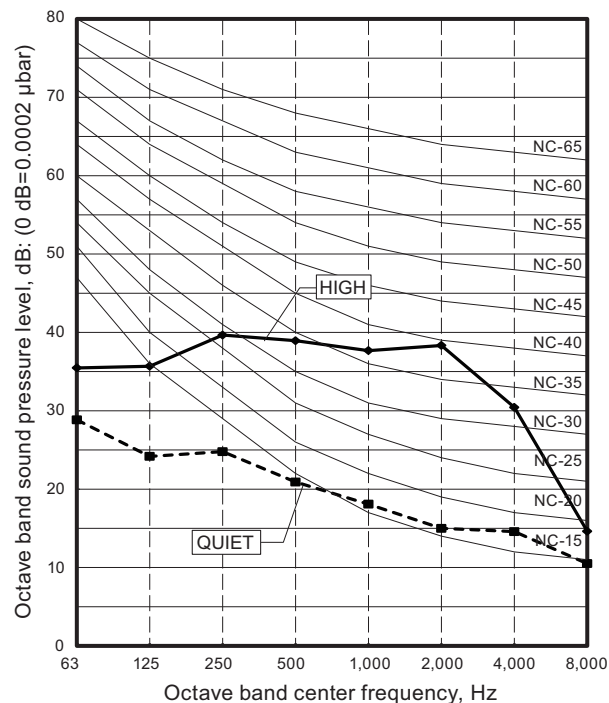


■ **Models: ASHG09KMTB, ASHG09KMCC, ASHG09KMCE, ASHG09KMCF, ASHH09KMCG, ASHH09KMCG-B, ASHH09KMCH, ASHH09KMCH-B, ASHG09KETA, ASHG09KETA-B, ASHG09KETE, ASHG09KETE-B, ASHG09KETF, and ASHG09KETF-B**

● Cooling

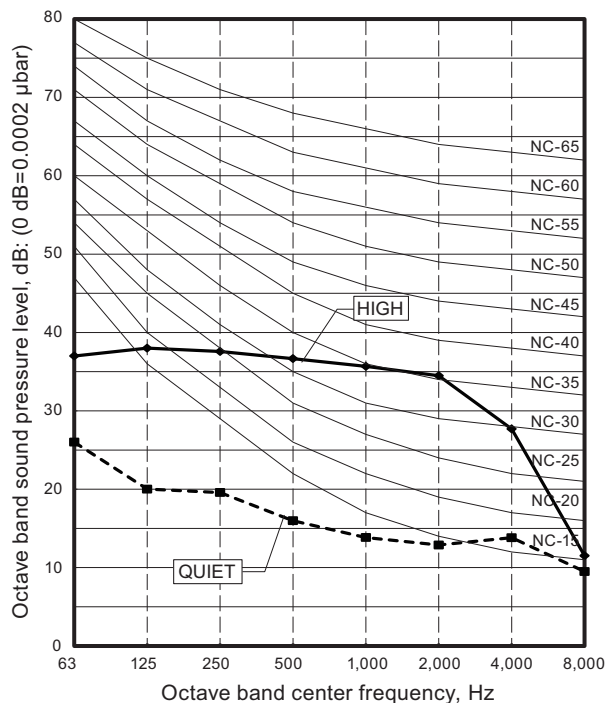


● Heating

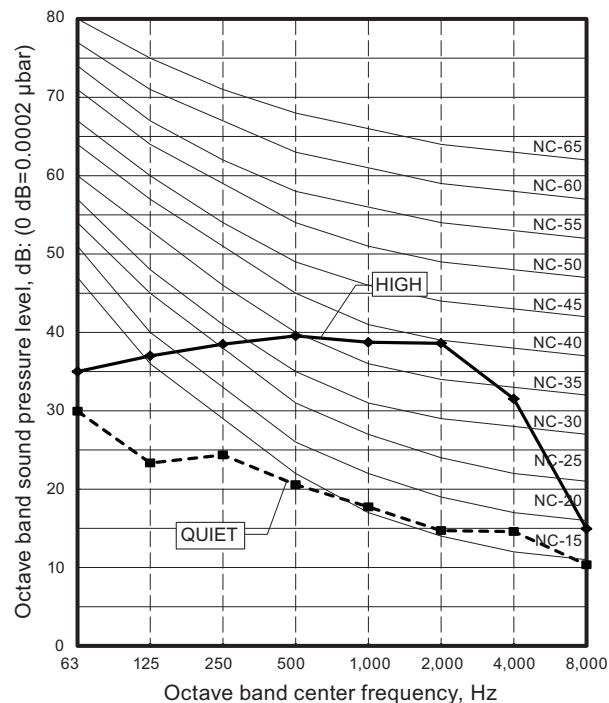


■ **Models:** ASHG12KMTB, ASHG12KMCC, ASHG12KMCE, ASHG12KMCF, ASHH12KMCG, ASHH12KMCG-B, ASHH12KMCH, ASHH12KMCH-B, ASHG12KETA, ASHG12KETA-B, ASHG12KETE, ASHG12KETE-B, ASHG12KETF, and ASHG12KETF-B

● Cooling

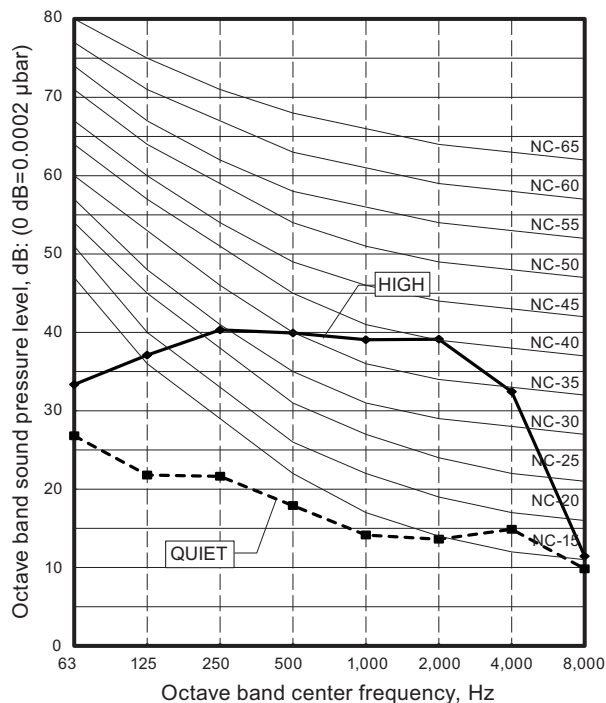


● Heating

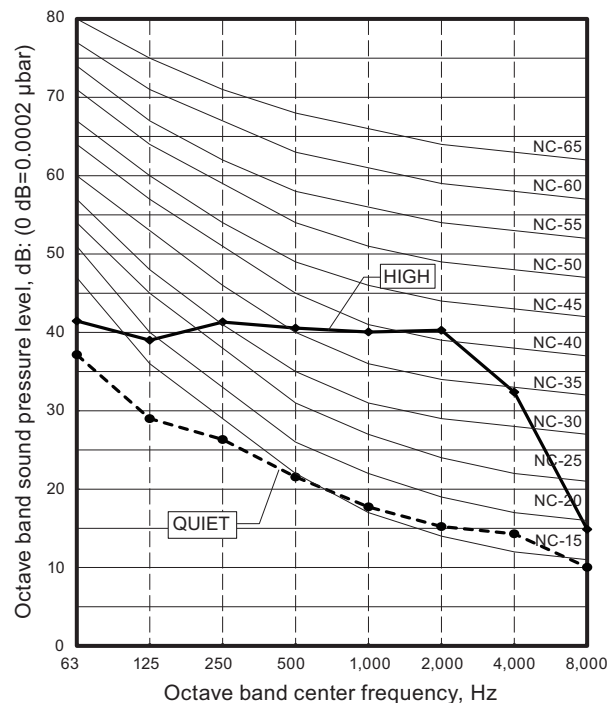


■ **Models: ASHG14KMTB, ASHG14KMCC, ASHG14KMCE, ASHG14KMCF, ASHH14KMCG, ASHH14KMCG-B, ASHH14KMCH, ASHH14KMCH-B, ASHG14KETA, ASHG14KETA-B, ASHG14KETE, ASHG14KETE-B, ASHG14KETF, and ASHG14KETF-B**

● Cooling

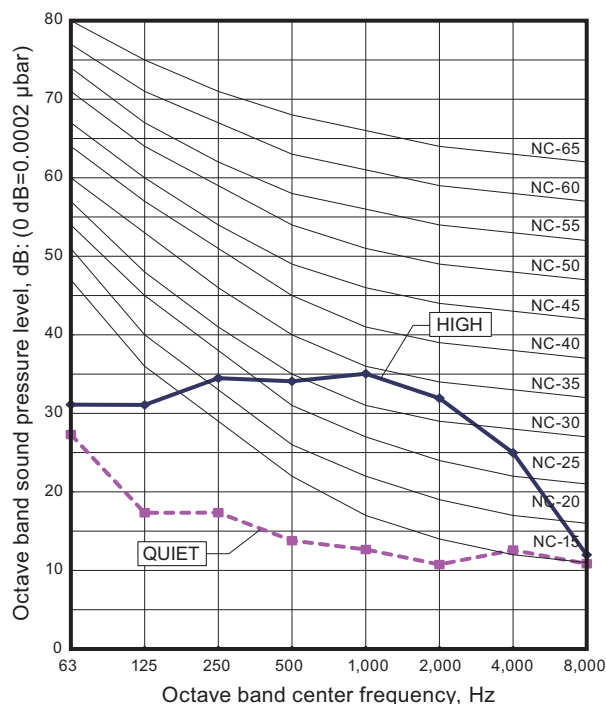


● Heating

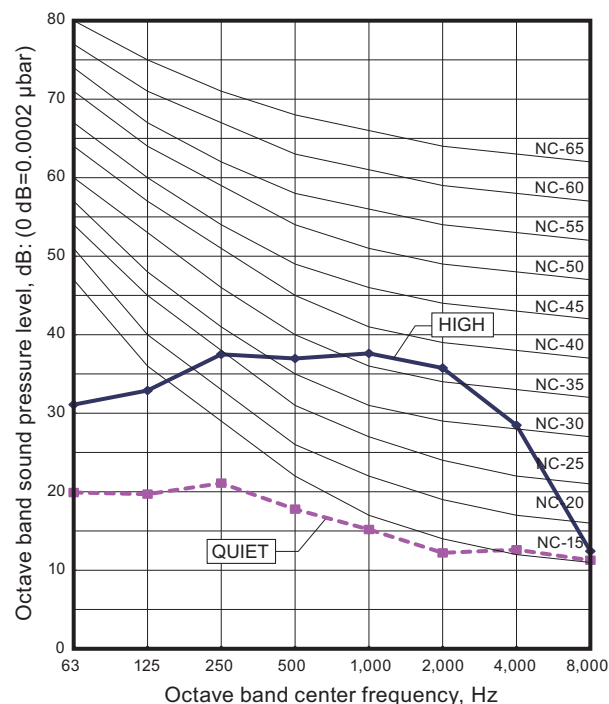


■ **Models: ASHG07KGTB, ASHG07KGTE, ASHG07KGTF, ASHH07KGTG, and ASHH07KGTH**

● Cooling

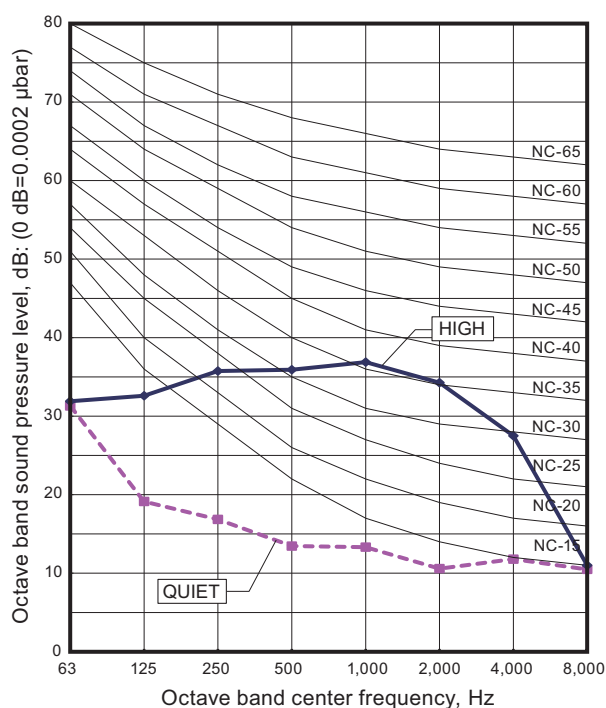


● Heating

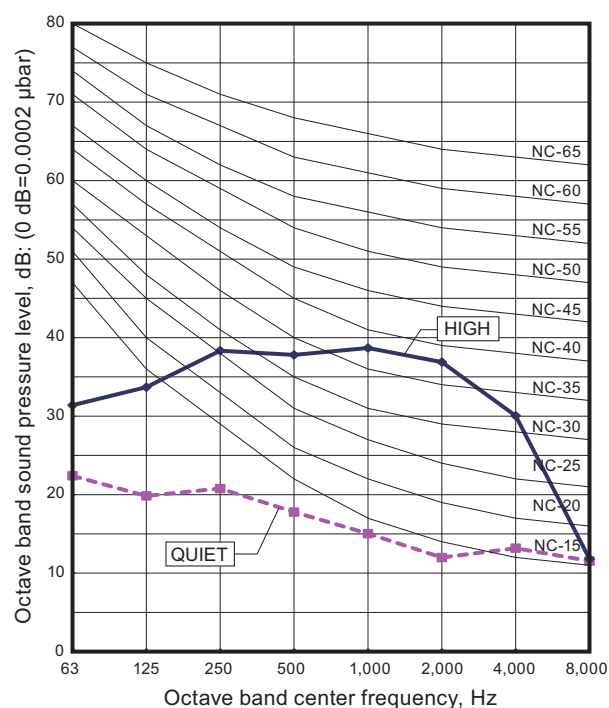


Models: ASHG09KGTB, ASHG09KGTE, ASHG09KGTF, ASHH09KGTG, and ASHH09KGTH

Cooling

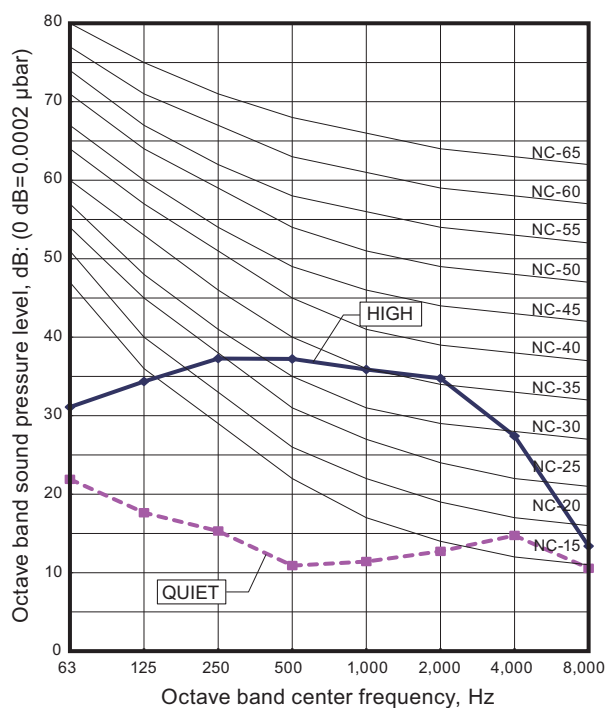


Heating

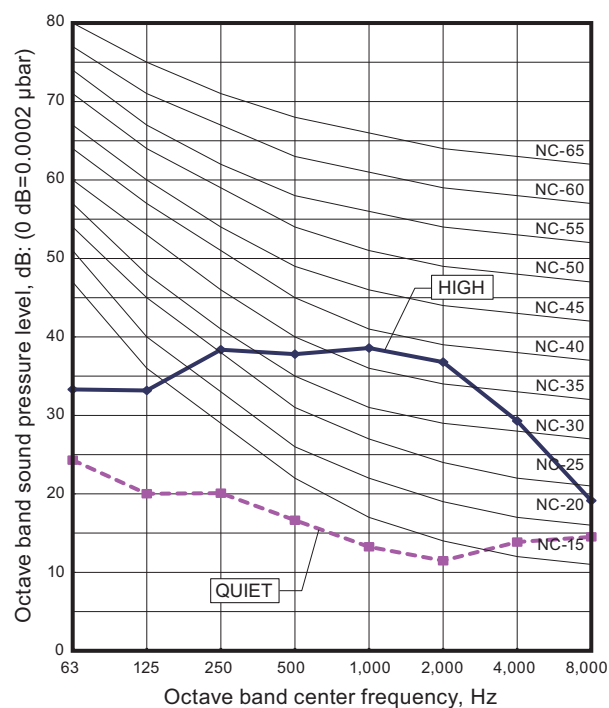


Models: ASHG12KGTB, ASHG12KGTE, ASHG12KGTF, ASHH12KGTG, and ASHH12KGTH

Cooling

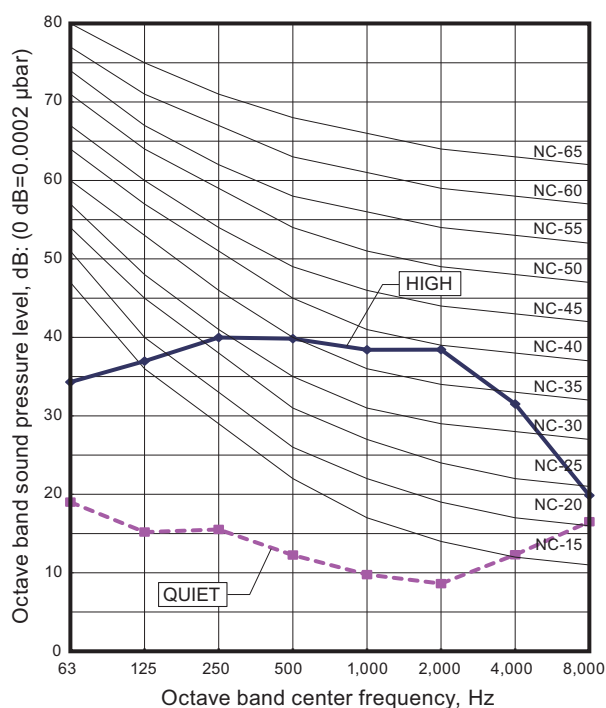


Heating

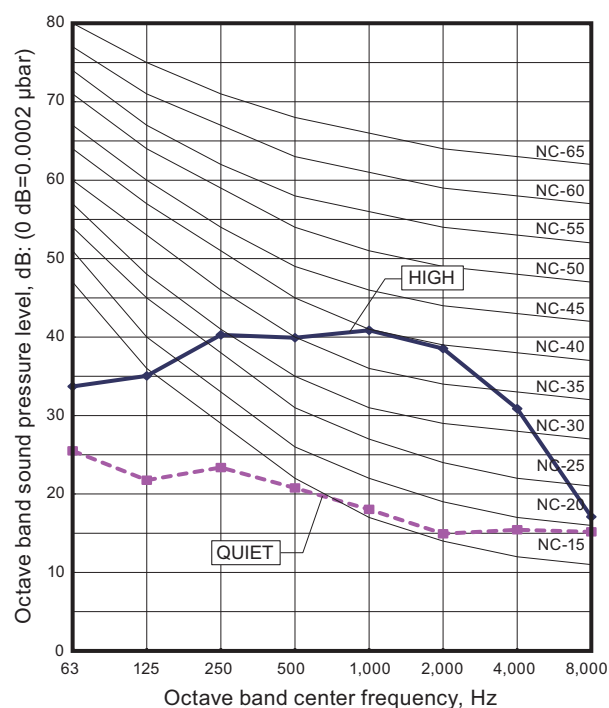


Models: ASHG14KGTB, ASHG14KGTE, ASHG14KGTF, ASHH14KGTG, and ASHH14KGTH

Cooling

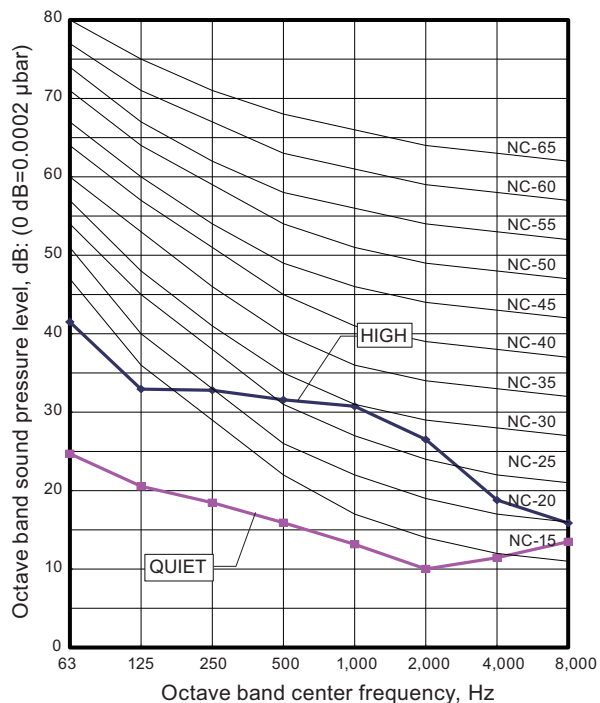


Heating

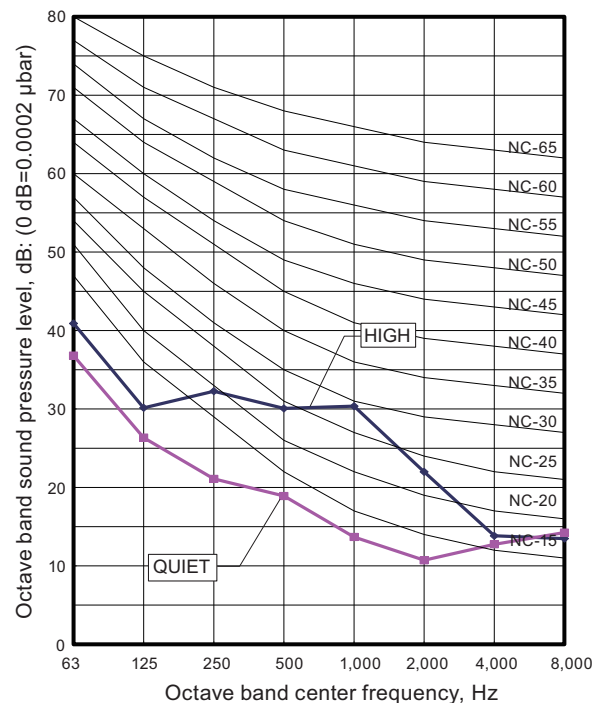


Models: ASHH05KNCA and ASHH05KNCH

Cooling

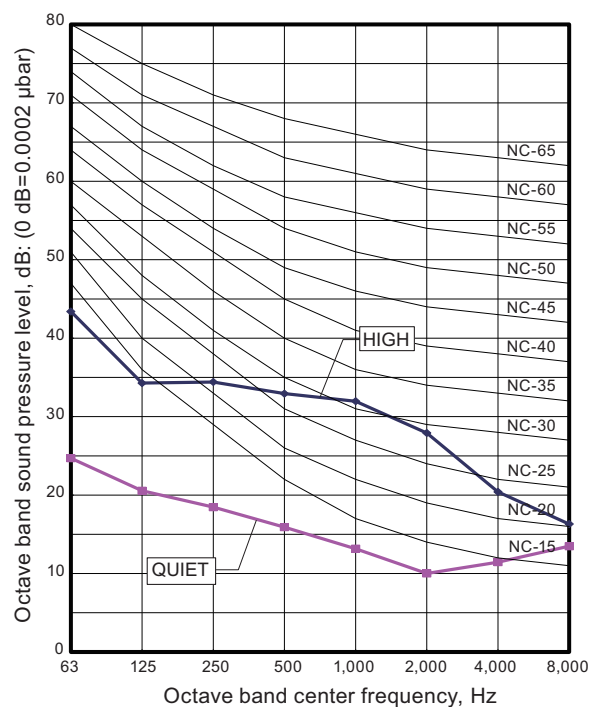


Heating

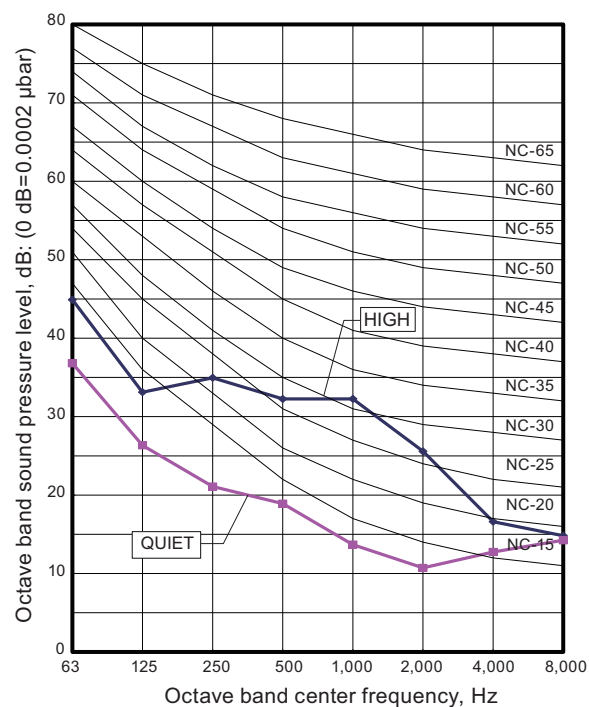


Models: ASHH07KNCA and ASHH07KNCH

Cooling

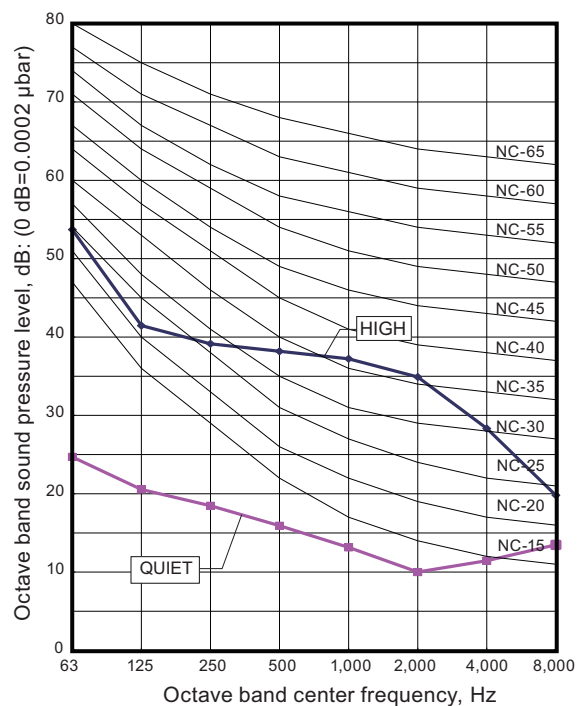


Heating

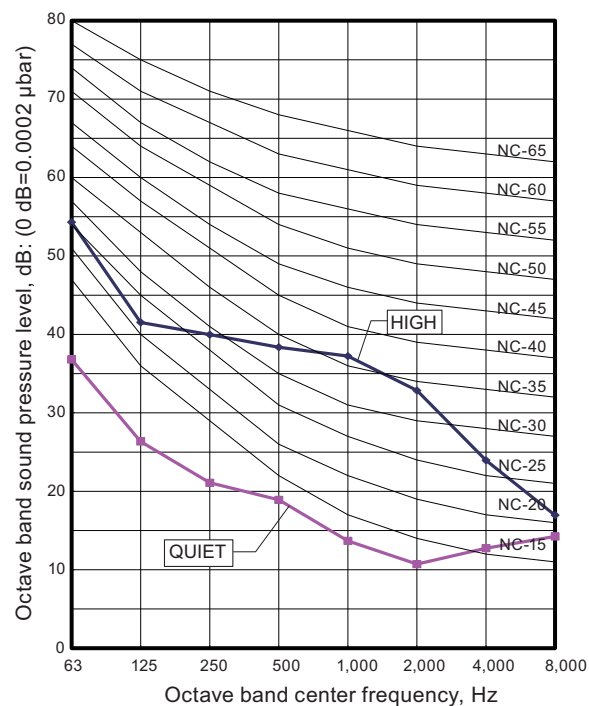


Models: ASHH09KNCA and ASHH09KNCH

Cooling

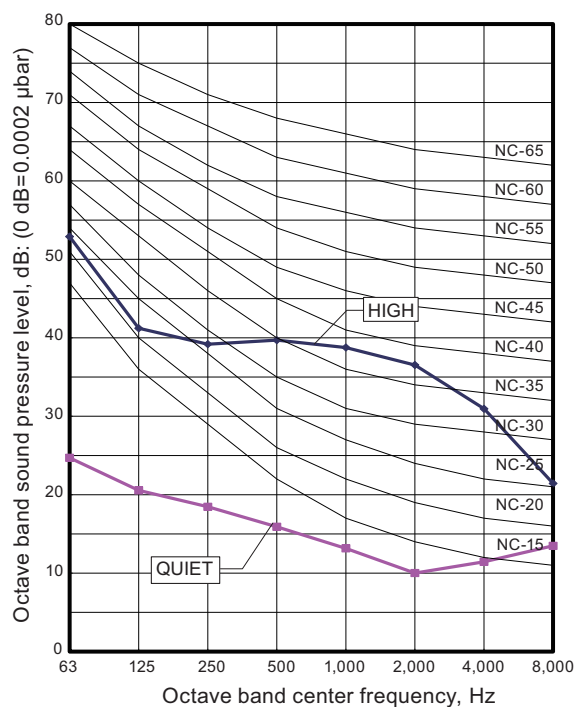


Heating

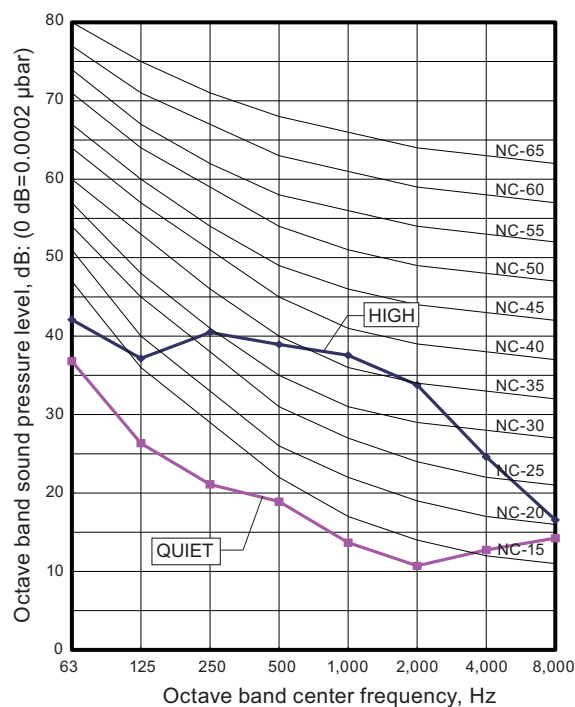


Models: ASHH12KNCA and ASHH12KNCH

Cooling

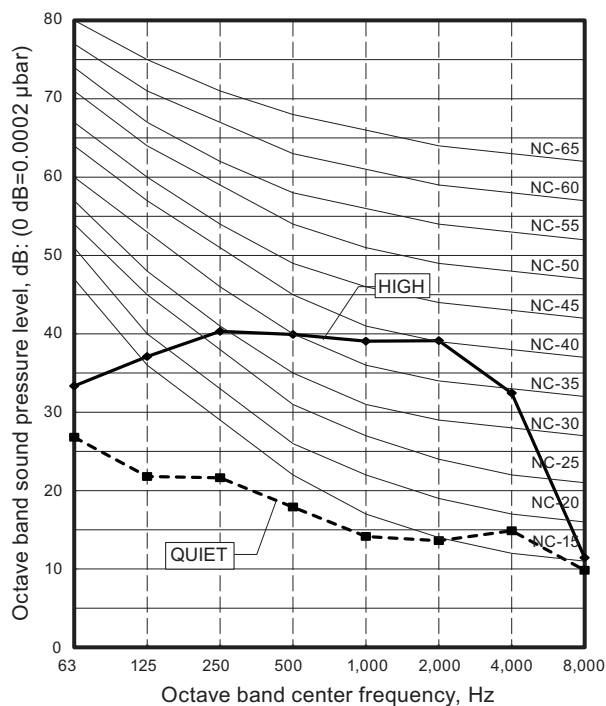


Heating

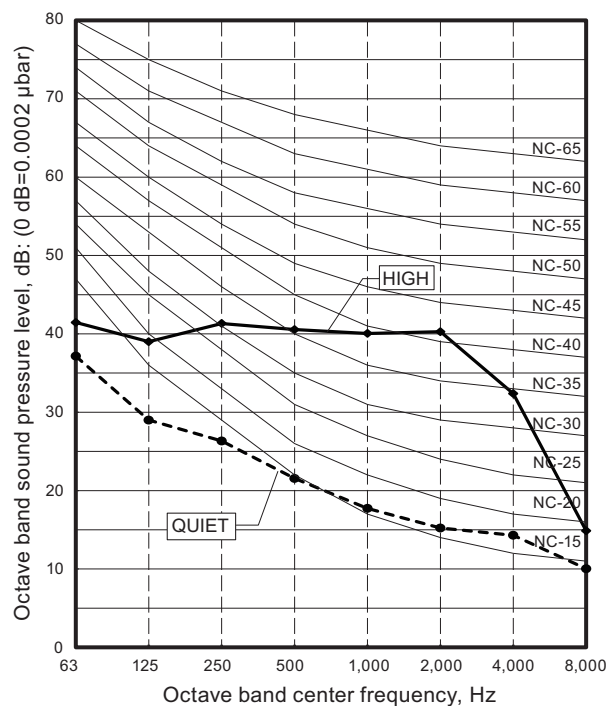


Models: ASHG18KMTB and ASHG18KMTE

Cooling



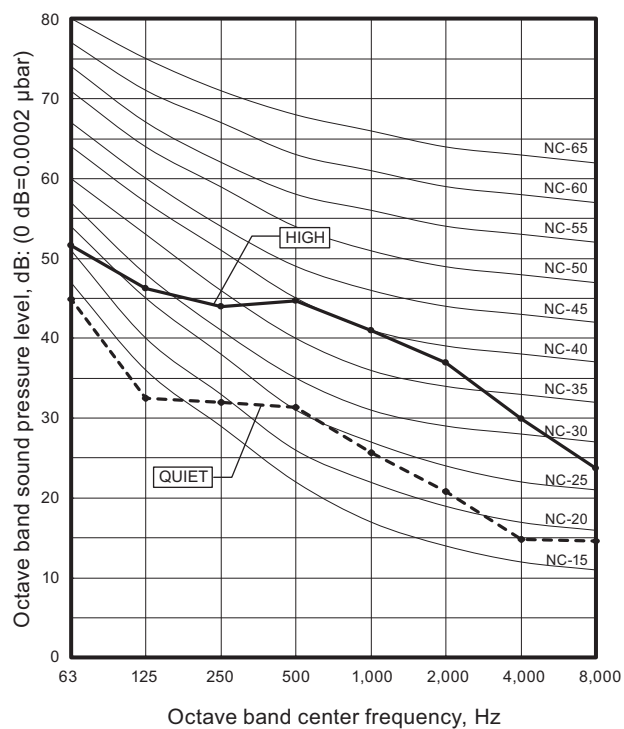
Heating



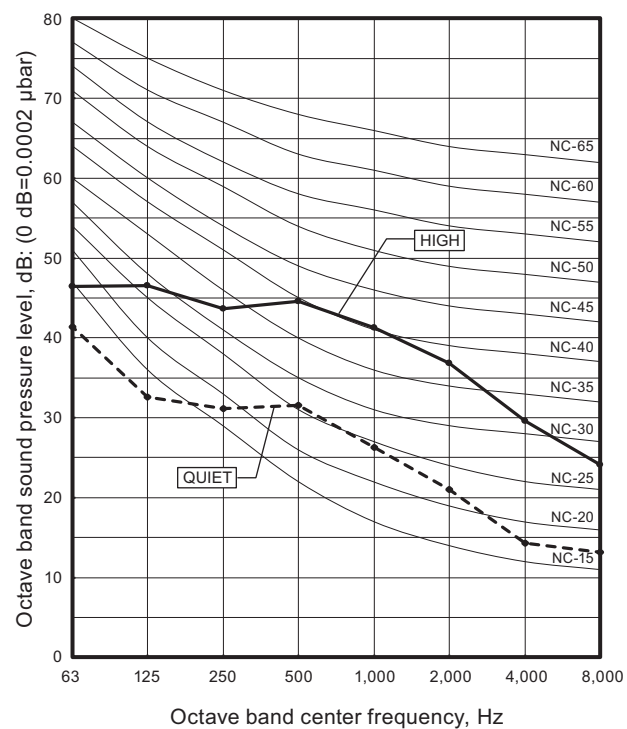
9-6. Ceiling type

■ Model: ABHG18KRTA

● Cooling



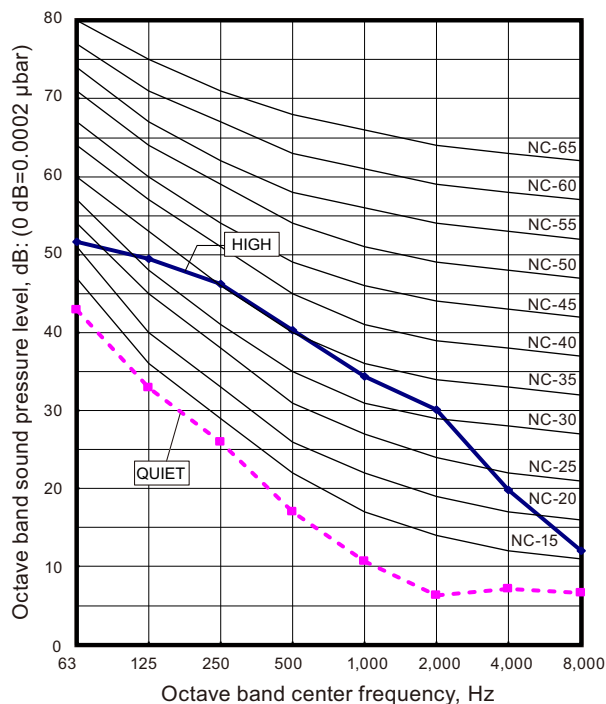
● Heating



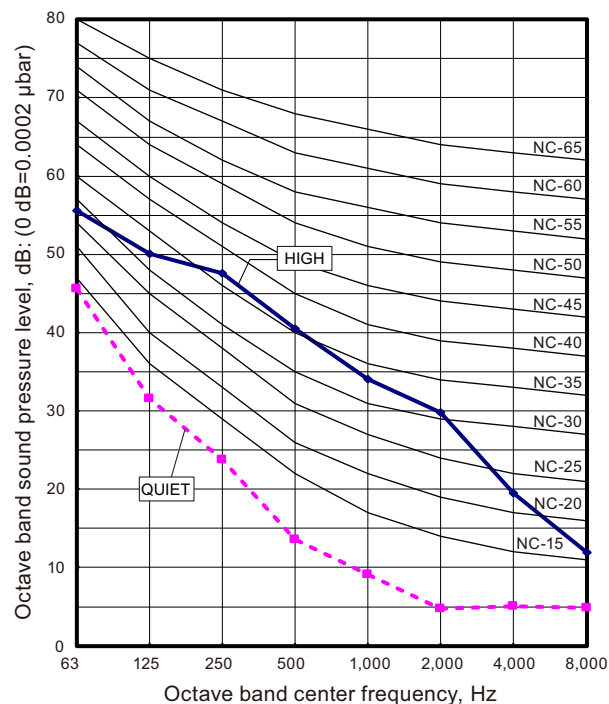
9-7. Floor type

■ Model: AGHG09KVCA

● Cooling

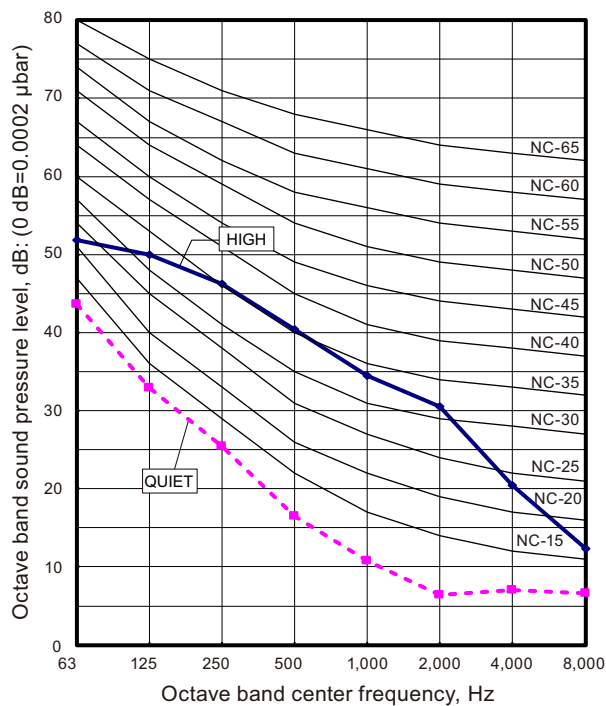


● Heating

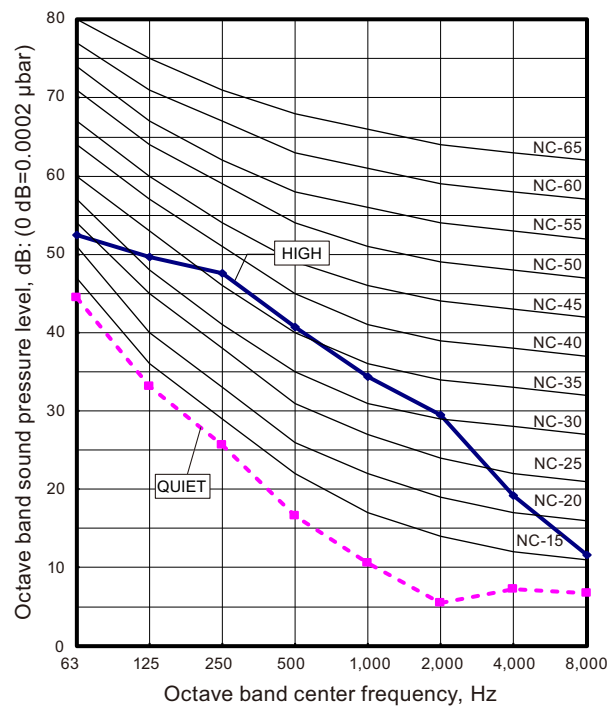


■ Model: AGHG12KVCA

● Cooling

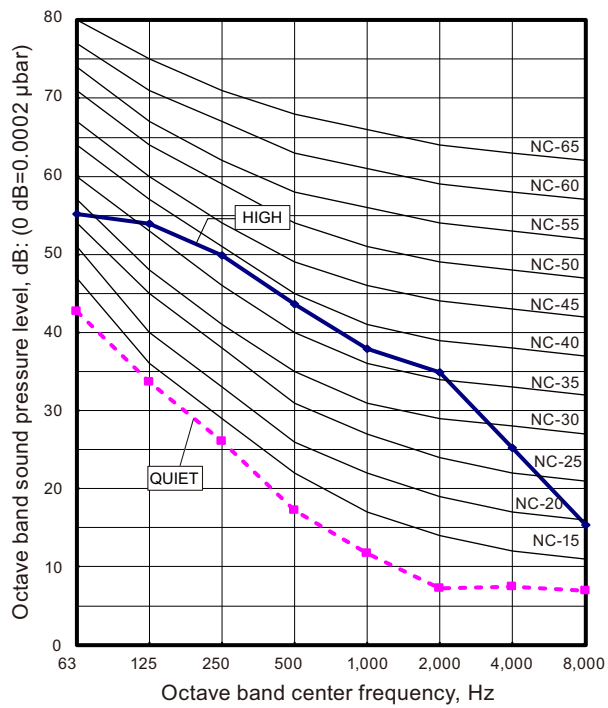


● Heating

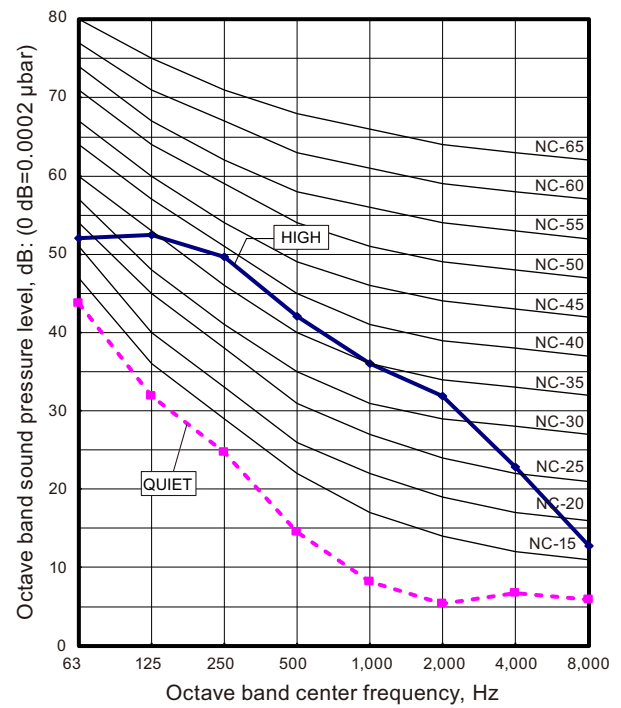


Model: AGHG14KVCA

Cooling

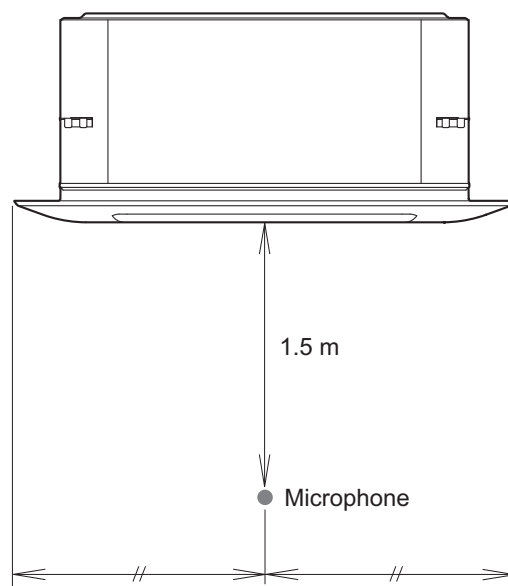
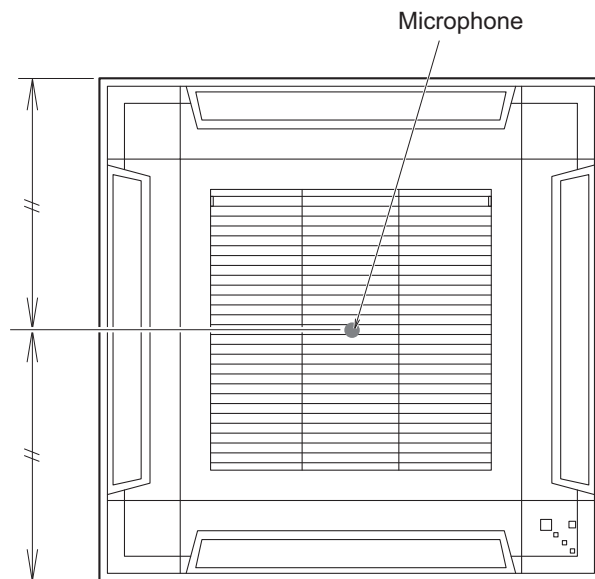


Heating

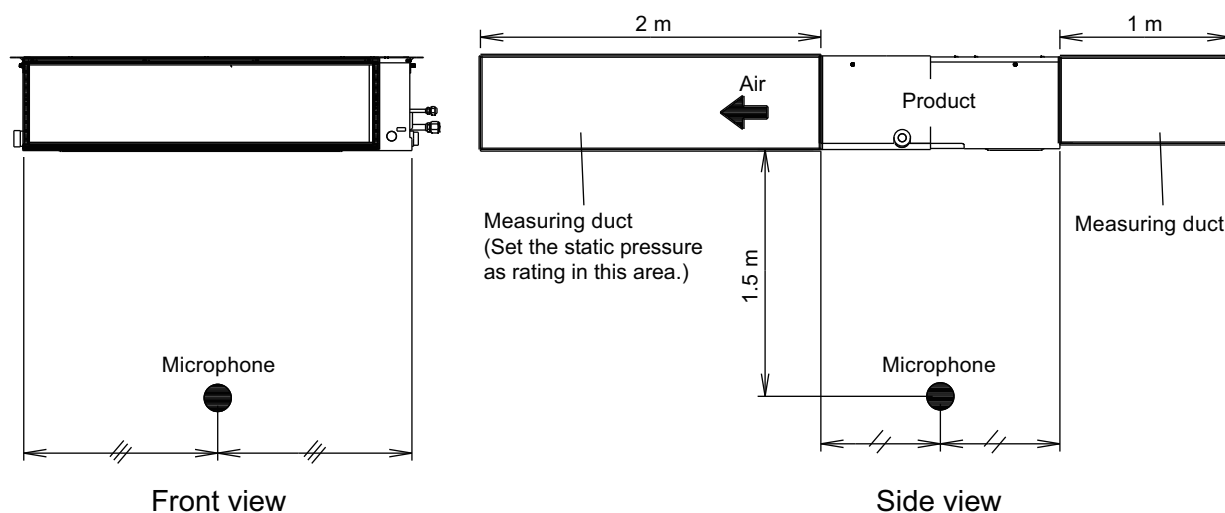


9-8. Sound level check point

■ Compact cassette type

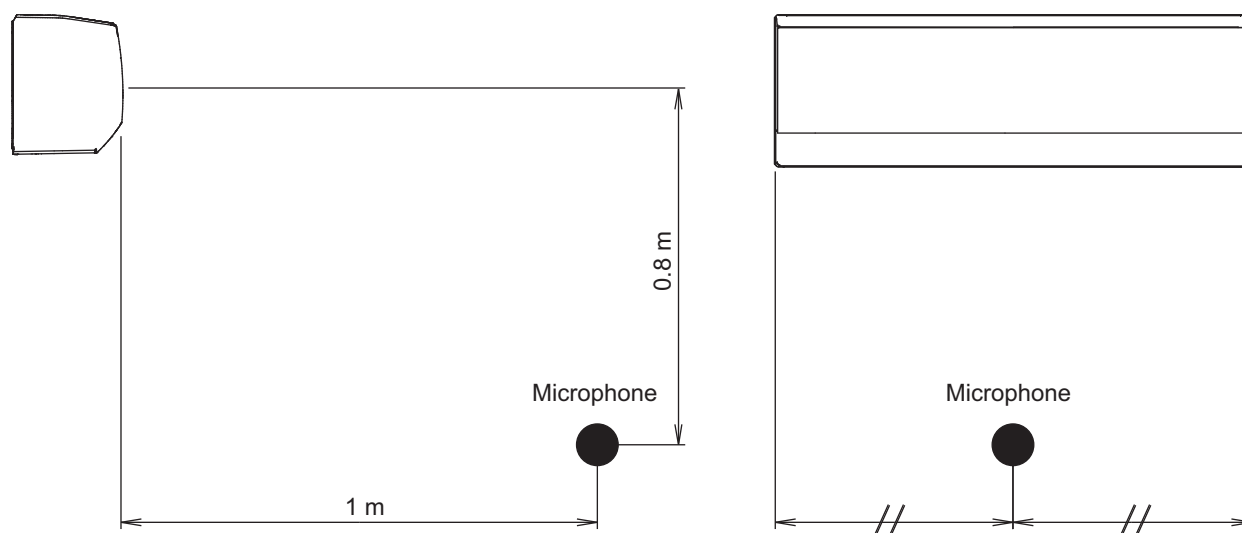


■ Mini duct type , Slim duct type, and Medium static pressure duct type



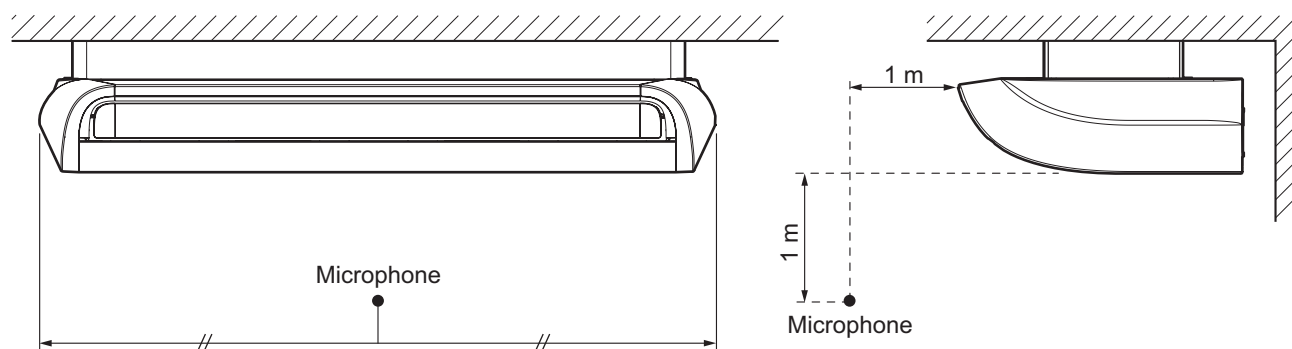
NOTE: Detailed shape of the actual indoor unit might be slightly different from the one illustrated above.

■ Wall mounted type

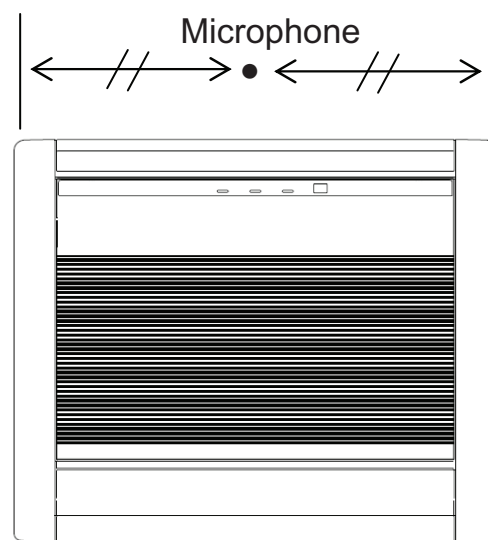
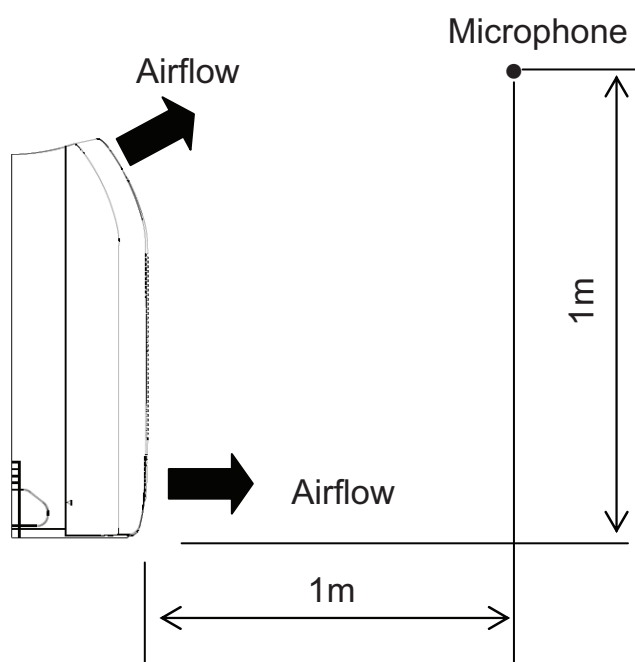


NOTE: Detailed shape of the actual indoor unit might be slightly different from the one illustrated above.

■ Ceiling type



■ Floor type



10. Electrical characteristics

		Power supply (50 Hz, 230 V)	Indoor rated		Wiring spec. of connection cable (Indoor unit to outdoor unit)	
Type	Model name	MCA	Input power	FLA	Cross- sectional area	Limited wiring length
		(A)	(W)	(A)	(mm ²)	(m)
Compact cassette	AUXG07KVLA	0.19	18	0.15	1.5	26
	AUXG09KVLA	0.19	18	0.15		
	AUXG12KVLA	0.24	23	0.19		
	AUXG14KVLA	0.28	28	0.22		
	AUXG18KVLA	0.38	39	0.30		
	AUXG22KVLA	0.75	84	0.62		
Mini duct	ARXG07KSLAP	0.33	33	0.29	1.5	26
	ARXG09KSLAP	0.38	40	0.33		
	ARXG12KSLAP	0.42	47	0.38		
	ARXG14KSLAP	0.67	72	0.58		
	ARXG18KSLAP	0.61	63	0.49		
Slim duct	ARXG07KLLAP	0.41	33	0.33	1.5	26
	ARXG09KLLAP	0.38	49	0.30		
	ARXG12KLLAP	0.44	58	0.35		
	ARXG14KLLAP	0.64	76	0.51		
	ARXG18KLLAP	0.55	73	0.44		
Medium static pressure duct	ARXH12KMTAP	0.43	46	0.34	1.5	26
	ARXH14KMTAP	0.62	70	0.49		
	ARXH18KMTAP	0.65	75	0.52		
Wall mounted	ASHG07KMTB	0.25	23	0.20	1.5	26
	ASHG09KMTB	0.30	27	0.24		
	ASHG12KMTB	0.30	27	0.24		
	ASHG14KMTB	0.38	33	0.30		
Wall mounted	ASHG07KMCC	0.25	23	0.20	1.5	26
	ASHG09KMCC	0.30	27	0.24		
	ASHG12KMCC	0.30	27	0.24		
	ASHG14KMCC	0.38	33	0.30		
Wall mounted	ASHG07KMCE	0.25	23	0.20	1.5	26
	ASHG09KMCE	0.30	27	0.24		
	ASHG12KMCE	0.30	27	0.24		
	ASHG14KMCE	0.38	33	0.30		
Wall mounted	ASHG07KMCF	0.25	23	0.20	1.5	26
	ASHG09KMCF	0.30	27	0.24		
	ASHG12KMCF	0.30	27	0.24		
	ASHG14KMCF	0.38	33	0.30		
Wall mounted	ASHH07KMCG ASHH07KMCG-B	0.25	23	0.20	1.5	26
	ASHH09KMCG ASHH09KMCG-B	0.30	27	0.24		
	ASHH12KMCG ASHH12KMCG-B	0.30	27	0.24		
	ASHH14KMCG ASHH14KMCG-B	0.38	33	0.30		

		Power supply (50 Hz, 230 V)	Indoor rated		Wiring spec. of connection cable (Indoor unit to outdoor unit)	
Type	Model name	MCA	Input power	FLA	Cross- sectional area	Limited wiring length
		(A)	(W)	(A)	(mm ²)	(m)
Wall mounted	ASHH07KMCH ASHH07KMCH-B	0.25	23	0.20	1.5	26
	ASHH09KMCH ASHH09KMCH-B	0.30	27	0.24		
	ASHH12KMCH ASHH12KMCH-B	0.30	27	0.24		
	ASHH14KMCH ASHH14KMCH-B	0.38	33	0.30		
Wall mounted	ASHG07KETA ASHG07KETA-B	0.25	23	0.20	1.5	26
	ASHG09KETA ASHG09KETA-B	0.30	27	0.24		
	ASHG12KETA ASHG12KETA-B	0.30	27	0.24		
	ASHG14KETA ASHG14KETA-B	0.38	33	0.30		
Wall mounted	ASHG07KETE ASHG07KETE-B	0.25	23	0.20	1.5	26
	ASHG09KETE ASHG09KETE-B	0.30	27	0.24		
	ASHG12KETE ASHG12KETE-B	0.30	27	0.24		
	ASHG14KETE ASHG14KETE-B	0.38	33	0.30		
Wall mounted	ASHG07KETF ASHG07KETF-B	0.25	23	0.20	1.5	26
	ASHG09KETF ASHG09KETF-B	0.30	27	0.24		
	ASHG12KETF ASHG12KETF-B	0.30	27	0.24		
	ASHG14KETF ASHG14KETF-B	0.38	33	0.30		
Wall mounted	ASHG07KGTB ASHG07KGTB-B	0.25	23	0.20	1.5	26
	ASHG09KGTB ASHG09KGTB-B	0.30	27	0.24		
	ASHG12KGTB ASHG12KGTB-B	0.30	27	0.24		
	ASHG14KGTB ASHG14KGTB-B	0.37	33	0.29		
Wall mounted	ASHG07KGTE ASHG07KGTE-B	0.25	23	0.20	1.5	26
	ASHG09KGTE ASHG09KGTE-B	0.30	27	0.24		
	ASHG12KGTE ASHG12KGTE-B	0.30	27	0.24		
	ASHG14KGTE ASHG14KGTE-B	0.37	33	0.29		
Wall mounted	ASHG07KGTF ASHG07KGTF-B	0.25	23	0.20	1.5	26
	ASHG09KGTF ASHG09KGTF-B	0.30	27	0.24		
	ASHG12KGTF ASHG12KGTF-B	0.30	27	0.24		
	ASHG14KGTF ASHG14KGTF-B	0.37	33	0.29		
Wall mounted	ASHH07KGTG ASHH07KGTG-B	0.25	23	0.20	1.5	26
	ASHH09KGTG ASHH09KGTG-B	0.30	27	0.24		
	ASHH12KGTG ASHH12KGTG-B	0.30	27	0.24		
	ASHH14KGTG ASHH14KGTG-B	0.37	33	0.29		

		Power supply (50 Hz, 230 V)	Indoor rated		Wiring spec. of connection cable (Indoor unit to outdoor unit)	
Type	Model name	MCA	Input power	FLA	Cross- sectional area	Limited wiring length
		(A)	(W)	(A)	(mm ²)	(m)
Wall mounted	ASHH07KGTH	0.25	23	0.20	1.5	26
	ASHH09KGTH	0.30	27	0.24		
	ASHH12KGTH	0.30	27	0.24		
	ASHH14KGTH	0.37	33	0.29		
Wall mounted	ASHH05KNCA	0.14	12	0.11	1.5	26
	ASHH07KNCA	0.15	13	0.12		
	ASHH09KNCA	0.24	21	0.19		
	ASHH12KNCA	0.25	22	0.20		
Wall mounted	ASHH05KNCH	0.14	12	0.11	1.5	26
	ASHH07KNCH	0.15	13	0.12		
	ASHH09KNCH	0.24	21	0.19		
	ASHH12KNCH	0.25	22	0.20		
Wall mounted	ASHG18KMTB	0.44	38	0.35	1.5	26
Wall mounted	ASHG18KMTE	0.44	38	0.35	1.5	26
Ceiling	ABHG18KRTA	0.39	37	0.21	1.5	26
Floor	AGHG09KVCA	0.19	16	0.15	1.5	26
	AGHG12KVCA	0.23	20	0.18		
	AGHG14KVCA	0.25	23	0.20		

MCA: Minimum Circuit Ampacity = Maximum operating current (Full load)

FLA: Full Load Amperes (Fan motor)

11. Safety devices

Indoor unit type	Model name	PCB* fuse	Fan motor thermal protector	Terminal thermal fuse	Float switch
Compact cassette	AUXG07KVLA	250 V, 5 A	Activate: 100 ±15 °C Fan motor stop Reset: 95 ±10 °C Fan motor restart	—	○
	AUXG09KVLA				
	AUXG12KVLA				
	AUXG14KVLA				
	AUXG18KVLA				
	AUXG22KVLA				
Mini duct	ARXG07KSLAP		Activate: 135 ±15 °C Fan motor stop Reset: 105 ±15 °C Fan motor restart		
	ARXG09KSLAP				
	ARXG12KSLAP				
	ARXG14KSLAP				
	ARXG18KSLAP				
Slim duct	ARXG07KLLAP		Activate: 135 ±15 °C Fan motor stop Reset: 115 ±15 °C Fan motor restart		
	ARXG09KLLAP				
	ARXG12KLLAP				
	ARXG14KLLAP				
	ARXG18KLLAP				
Medium static pressure duct	ARXH12KMTAP	250 V, 5 A	Activate: 135—150 °C Fan motor stop Reset: 105—120 °C Fan motor restart	—	○
	ARXH14KMTAP		Activate: 135—150 °C Fan motor stop Reset: 105—120 °C Fan motor restart		
	ARXH18KMTAP		Activate: 135—150 °C Fan motor stop Reset: 105—120 °C Fan motor restart		
Wall mounted	ASHG07KMTB	250 V, 3.15 A	Activate: More than 95 °C Fan motor speed down Reset: 95 °C or less Fan motor speed recover	—	—
	ASHG09KMTB				
	ASHG12KMTB		Activate: 125 ±10 °C Fan motor stop Reset: 100 ±10 °C Fan motor restart		
	ASHG14KMTB				
Wall mounted	ASHG07KMCC	250 V, 3.15 A	Activate: 170 ⁺²⁵ ₋₃₀ °C Fan motor stop Reset: 145 ⁺²⁵ ₋₃₀ °C Fan motor restart	—	—
	ASHG09KMCC				
	ASHG12KMCC				
	ASHG14KMCC				
Wall mounted	ASHG07KMCE	250 V, 3.15 A	Activate: 170 ⁺²⁵ ₋₃₀ °C Fan motor stop Reset: 145 ⁺²⁵ ₋₃₀ °C Fan motor restart	—	—
	ASHG09KMCE				
	ASHG12KMCE				
	ASHG14KMCE				
Wall mounted	ASHG07KMCF	250 V, 3.15 A	Activate: 170 ⁺²⁵ ₋₃₀ °C Fan motor stop Reset: 145 ⁺²⁵ ₋₃₀ °C Fan motor restart	—	—
	ASHG09KMCF				
	ASHG12KMCF				
	ASHG14KMCF				

Indoor unit type	Model name	PCB* fuse	Fan motor thermal protector	Terminal thermal fuse	Float switch
Wall mounted	ASHH07KMCG ASHH07KMCG-B	250 V, 3.15 A	Activate: 170 ⁺²⁵ ₋₃₀ °C Fan motor stop Reset: 145 ⁺²⁵ ₋₃₀ °C Fan motor restart	—	—
	ASHH09KMCG ASHH09KMCG-B				
	ASHH12KMCG ASHH12KMCG-B				
	ASHH14KMCG ASHH14KMCG-B				
Wall mounted	ASHH07KMCH ASHH07KMCH-B	250 V, 3.15 A	Activate: 170 ⁺²⁵ ₋₃₀ °C Fan motor stop Reset: 145 ⁺²⁵ ₋₃₀ °C Fan motor restart	—	—
	ASHH09KMCH ASHH09KMCH-B				
	ASHH12KMCH ASHH12KMCH-B				
	ASHH14KMCH ASHH14KMCH-B				
Wall mounted	ASHG07KETA ASHG07KETA-B	250 V, 3.15 A	Activate: 110 ±15 °C Fan motor speed down Reset: 110 ±15 °C Fan motor speed recover	102 °C Off	—
	ASHG09KETA ASHG09KETA-B		Activate: 125 ±10 °C Fan motor stop Reset: 100 ±10 °C Fan motor restart		
	ASHG12KETA ASHG12KETA-B				
	ASHG14KETA ASHG14KETA-B				
Wall mounted	ASHG07KETE ASHG07KETE-B	250 V, 3.15 A	Activate: 110 ±15 °C Fan motor speed down Reset: 110 ±15 °C Fan motor speed recover	102 °C Off	—
	ASHG09KETE ASHG09KETE-B		Activate: 125 ±10 °C Fan motor stop Reset: 100 ±10 °C Fan motor restart		
	ASHG12KETE ASHG12KETE-B				
	ASHG14KETE ASHG14KETE-B				
Wall mounted	ASHG07KETF ASHG07KETF-B	250 V, 3.15 A	Activate: 110 ±15 °C Fan motor speed down Reset: 110 ±15 °C Fan motor speed recover	102 °C Off	—
	ASHG09KETF ASHG09KETF-B		Activate: 125 ±10 °C Fan motor stop Reset: 100 ±10 °C Fan motor restart		
	ASHG12KETF ASHG12KETF-B				
	ASHG14KETF ASHG14KETF-B				
Wall mounted	ASHG07KGTB	250 V, 3.15 A	Activate: 110 ±15 °C Fan motor speed down Reset: 110 ±15 °C Fan motor speed recover	102 °C Off	—
	ASHG09KGTB		Activate: 125 ±10 °C Fan motor stop Reset: 100 ±10 °C Fan motor restart		
	ASHG12KGTB				
	ASHG14KGTB				

Indoor unit type	Model name	PCB* fuse	Fan motor thermal protector	Terminal thermal fuse	Float switch
Wall mounted	ASHG07KGTE	250 V, 3.15 A	Activate: 110 ±15 °C Fan motor speed down	102 °C Off	—
	ASHG09KGTE		Reset: 110 ±15 °C Fan motor speed recover		
	ASHG12KGTE		Activate: 125 ±10 °C Fan motor stop		
	ASHG14KGTE		Reset: 100 ±10 °C Fan motor restart		
Wall mounted	ASHG07KGTF	250 V, 3.15 A	Activate: 110 ±15 °C Fan motor speed down	102 °C Off	—
	ASHG09KGTF		Reset: 110 ±15 °C Fan motor speed recover		
	ASHG12KGTF		Activate: 125 ±10 °C Fan motor stop		
	ASHG14KGTF		Reset: 100 ±10 °C Fan motor restart		
Wall mounted	ASHH07KGTG	250 V, 3.15 A	Activate: 110 ±15 °C Fan motor speed down	102 °C Off	—
	ASHH09KGTG		Reset: 110 ±15 °C Fan motor speed recover		
	ASHH12KGTG		Activate: 125 ±10 °C Fan motor stop		
	ASHH14KGTG		Reset: 100 ±10 °C Fan motor restart		
Wall mounted	ASHH07KGTH	250 V, 3.15 A	Activate: 110 ±15 °C Fan motor speed down	102 °C Off	—
	ASHH09KGTH		Reset: 110 ±15 °C Fan motor speed recover		
	ASHH12KGTH		Activate: 125 ±10 °C Fan motor stop		
	ASHH14KGTH		Reset: 100 ±10 °C Fan motor restart		
Wall mounted	ASHH05KNCA	250 V, 3.15 A	Activate: More than 170 °C Fan motor stop	102 °C Off	—
	ASHH07KNCA		Reset: 145 °C or less		
	ASHH09KNCA		Fan motor recover		
	ASHH12KNCA				
Wall mounted	ASHH05KNCH	250 V, 3.15 A	Activate: More than 170 °C Fan motor stop	102 °C Off	—
	ASHH07KNCH		Reset: 145 °C or less		
	ASHH09KNCH		Fan motor recover		
	ASHH12KNCH				
Wall mounted	ASHG18KMTB	250 V, 3.15 A	Activate: 125 ±10 °C Fan motor stop Reset: 100 ±10 °C Fan motor restart	102 °C Off	—
Wall mounted	ASHG18KMTE	250 V, 3.15 A	Activate: 125 ±10 °C Fan motor stop Reset: 100 ±10 °C Fan motor restart	102 °C Off	—
Ceiling	ABHG18KRTA	250 V, 3.15 A	Activate: 135 ±15 °C Fan motor stop Reset: 105 ±15 °C Fan motor restart	108 °C Off	—

Indoor unit type	Model name	PCB* fuse	Fan motor thermal protector	Terminal thermal fuse	Float switch
Floor	AGHG09KVCA	250V, 5.0 A	Activate: 150 ±15 °C Fan motor stop Reset: 120 ±15 °C Fan motor restart	110 °C Off	—
	AGHG12KVCA				
	AGHG14KVCA				

*: Printed Circuit Board

12. External input and output

12-1. Compact cassette type, Medium static pressure duct type, and Ceiling type

- Compact cassette type and Ceiling type

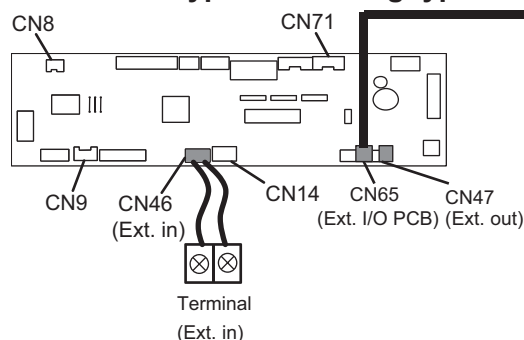


Fig. Indoor unit PCB




Fig. External Input and Output PCB

- Medium static pressure duct type

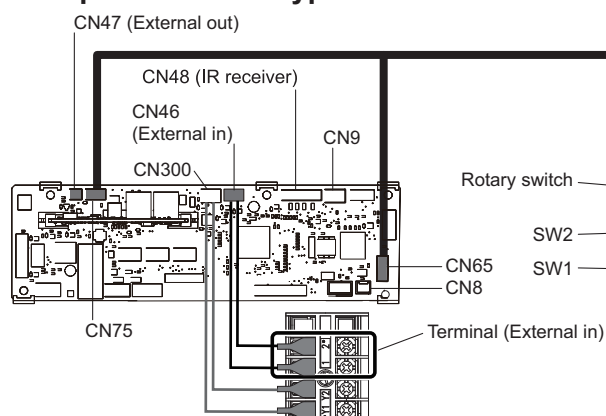


Fig. Indoor unit PCB




Fig. External Input and Output PCB

Connecting point		Input/Output	Function	Input select	Input signal
Indoor unit	Terminal	Input	Operation/Stop Forced stop	Dry contact	Edge
	CN47	Output	Operation/Stop	—	—
			Error status		
			Indoor unit fan operation status		
			External heater output		
External Input and Output PCB (UTY-XCSX)	Ex IN 1/2	Input	Operation/Stop	Dry contact/Apply voltage	Edge/Pulse
	Ex IN 1		Forced thermostat off		Edge
	Ex OUT 1 Ex OUT 2 Ex OUT 3	Output	Operation/Stop	—	—
			Error status		
			Indoor unit fan operation status		
			External heater output		

NOTE: For details of the switching function, refer to ["Setting of external input and output"](#) on page 205.

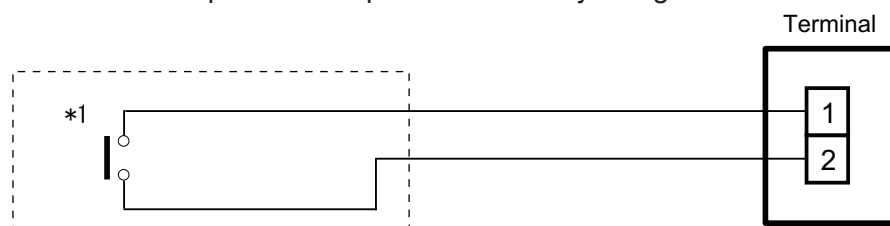
External input

With using external input function, some functions on this product can be controlled from an external device.

- “Operation/Stop” mode or “Forced stop” mode can be selected with function setting of indoor unit.
- A twisted pair cable should be used. Maximum length of cable is 150 m.
- Use an external input and output cable with appropriate external dimension, depending on the number of cables to be installed.
- The wire connection should be separate from the power cable line.

Indoor unit

Indoor unit functions such as Operation/Stop can be done by using indoor unit terminal.



*1: The switch can be used on the following condition: DC 12 V to 24 V, 1 mA to 15 mA.

External Input and Output PCB

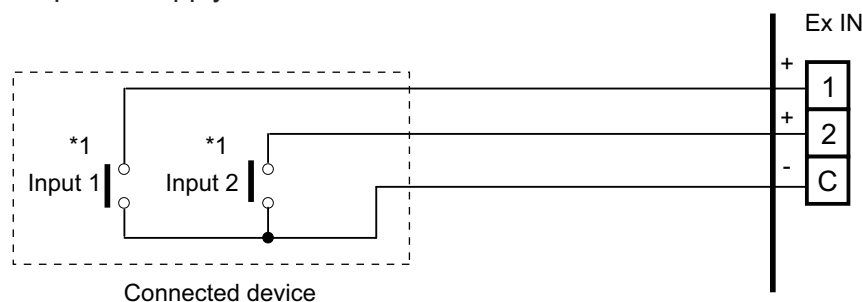
The indoor unit Operation/Stop can be set by using the input terminal on the PCB.

Input select

Use either one of these types of terminal according to the application. (Both types of terminal cannot be used simultaneously.)

– Dry contact

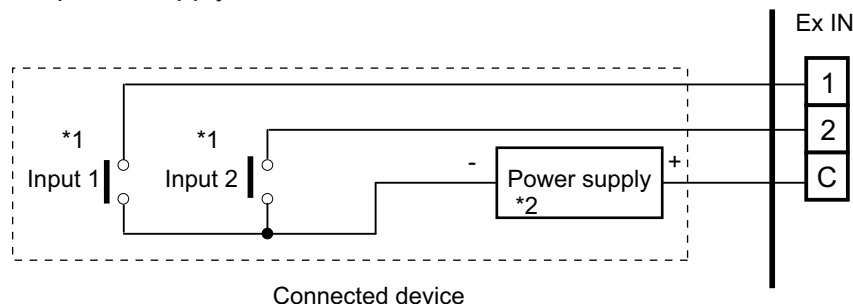
In case of internal power supply, set the slide switch of SW1 to “NON VOL” side.



*1: The switches can be used on the following condition: DC 12 V to 24 V, 1 mA to 15 mA.

– Apply voltage

In case of external power supply, set the slide switch of SW1 to “VOL” side.




*1: The switches can be used on the following condition: DC 12 V to 24 V, 1 mA to 15 mA.

*2: Make the power supply DC 12 V to 24 V, 10 mA or more.

● Input signal type

- **Indoor unit**

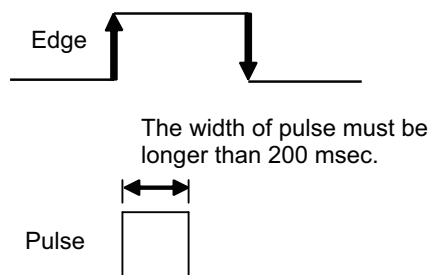
Input signal type is only "Edge".



- **External Input and Output PCB**

The input signal type can be selected.

Signal type (edge or pulse) can be switched by the DIP switch 2 (SW2) on the External Input and Output PCB.



NOTE: The input signal supports the following switch type:

- Edge: Alternate type switch
- Pulse: Momentary type switch

External output

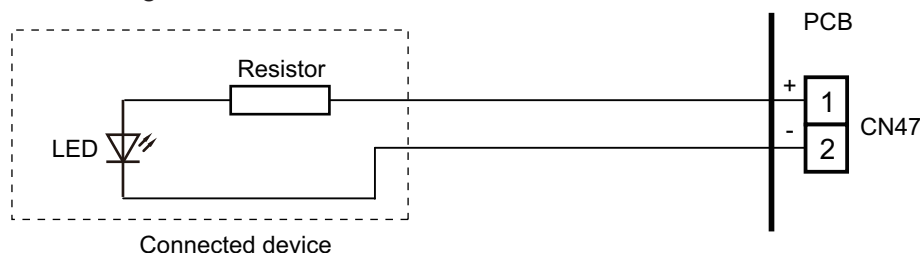
Use an external output cable with appropriate external dimension, depending on the number of cables to be installed.

Indoor unit

- A twisted pair cable (22 AWG) should be used. Maximum length of cable is 25 m.
- Output voltage: High DC 12 V \pm 2 V, Low 0 V.
- Permissible current: 50 mA
- For details, refer to ["Setting of external input and output"](#) on page 205.

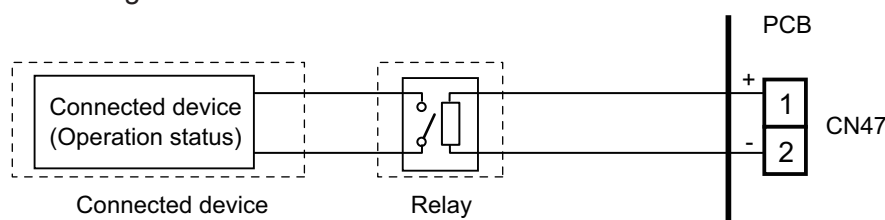
When indicator, etc. are connected directly

Example: Function setting number 60 is set to "00"



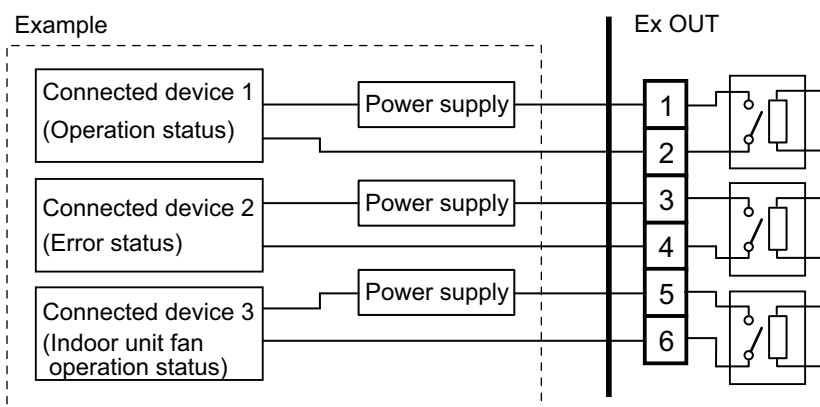
When connecting with a device equipped with a power supply

Example: Function setting number 60 is set to "00"



External Input and Output PCB

- A twisted pair cable (22 AWG) should be used.
- Permissible voltage and current: DC 5 V to 30 V/3 A, AC 30 V to 250 V/3 A
- For details, refer to ["Setting of external input and output"](#) on page 205.



■ Setting of external input and output

• Indoor unit

Input		
Connecting point	Function setting number 46	Function
Terminal	00	Operation/Stop mode 1
	01	(Setting prohibited)
	02	Forced stop mode
	03	Operation/Stop mode 2

Output		
Connecting point	Function setting number 60	Function
CN47	00	Operation/Stop
	01 to 08	(Setting prohibited)
	09	Error status
	10	Indoor unit fan operation status
	11	External heater output

• External Input and Output PCB

Switch setting		Input		Output		
Rotary switch	SW2	Ex IN 1	Ex IN 2	Ex OUT 1	Ex OUT 2	Ex OUT 3
1	Edge	Operation/Stop	Not available	Operation/Stop	Error status	Indoor unit fan operation status
	Pulse	Operation	Stop			
2	Edge*	Forced thermostat off	Not available	Error status	Indoor unit fan operation status	External heater output
3 to 9, A		(Setting prohibited)				
B		Forced thermostat off	Not available	Operation/Stop	Indoor unit fan operation status	External heater output
C		Forced thermostat off	Not available	Operation/Stop	Error status	External heater output
D		Forced thermostat off	Not available	Operation/Stop	Indoor unit fan operation status	Error status

NOTES:

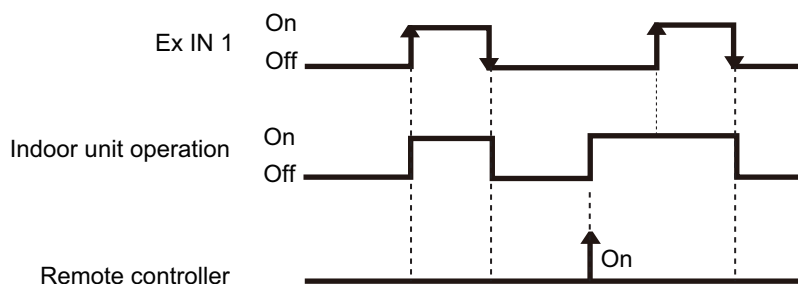
- When the rotary switch is selected to "1", the operation of the terminal input of the indoor unit and the External Input and Output PCB input are the same. The operation content depends on the setting of function setting number 46.
- *: The external input other than "Operation/Stop" is available only when the SW2 is set to "Edge".

■ Details of control input function

● Operation/Stop mode 1

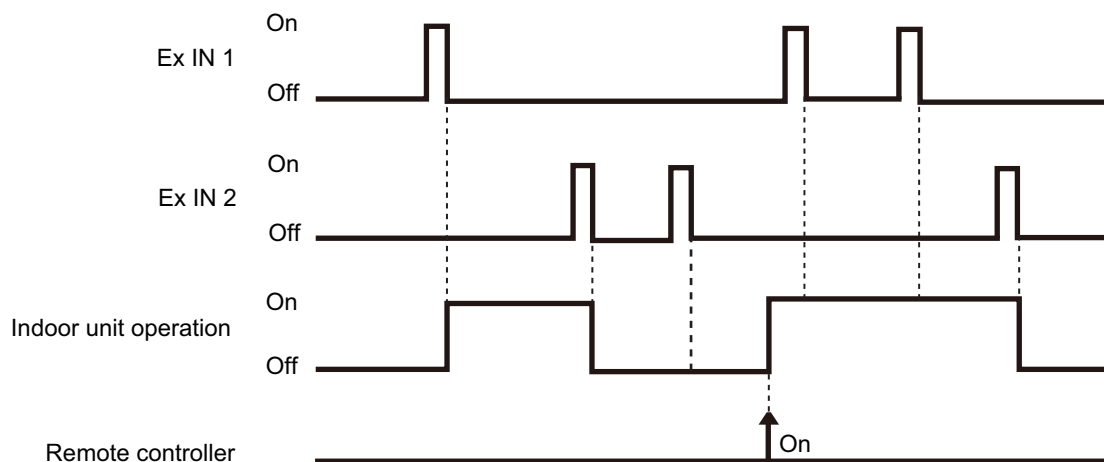
- In the case of "Edge" input

Function setting	External Input and Output PCB		External input		Input signal	Command
	Rotary switch	SW2				
46-00	—		Input of indoor unit	Terminal	Off → On	Operation
	—		Input of indoor unit	Terminal	On → Off	Stop
	1	Edge	External Input and Output PCB	Ex IN 1	Off → On	Operation
	1	Edge	External Input and Output PCB	Ex IN 1	On → Off	Stop



- In the case of "Pulse" input

Function setting	External Input and Output PCB		External input		Input signal	Command
	Rotary switch	SW2				
46-00	1	Pulse	External Input and Output PCB	Ex IN 1	Pulse	Operation
	1	Pulse	External Input and Output PCB	Ex IN 2		Stop



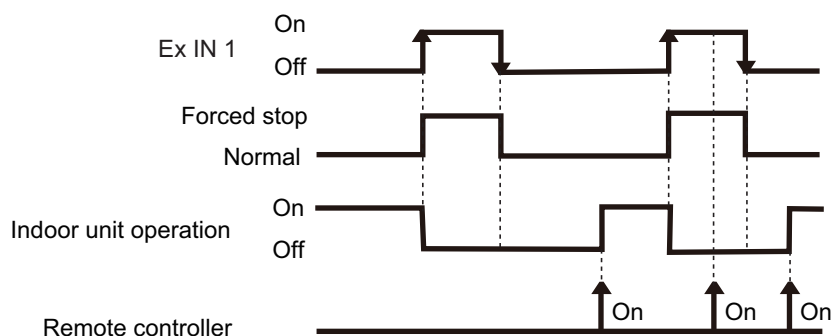
NOTES:

- The last command has priority.
- The indoor units within the same remote controller group operates in the same mode.

● Forced stop

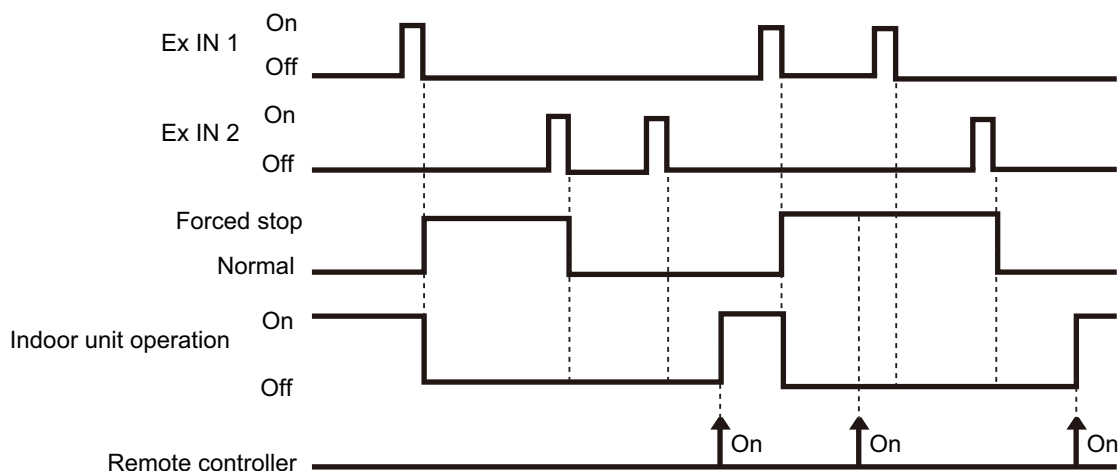
• In the case of "Edge" input

Function setting	External Input and Output PCB		External input		Input signal	Command
	Rotary switch	SW2				
46-02	—		Input of indoor unit	Terminal	Off → On	Forced stop (R.C. disabled)
					On → Off	Normal (R.C. enabled)
	1	Edge	External Input and Output PCB	Ex IN 1	Off → On	Forced stop (R.C. disabled)
					On → Off	Normal (R.C. enabled)



• In the case of "Pulse" input

Function setting	External Input and Output PCB		External input		Input signal	Command
	Rotary switch	SW2				
46-02	1	Pulse	External Input and Output PCB	Ex IN 1	Pulse	Forced stop (R.C. disabled)
				Ex IN 2		Normal (R.C. enabled)



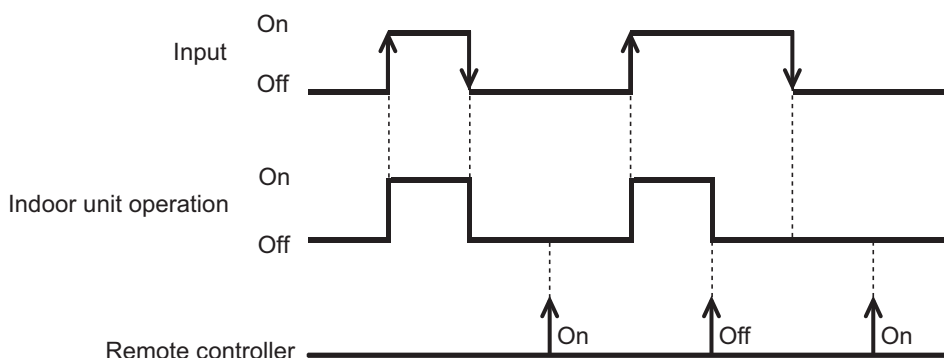
NOTES:

- When the forced stop is triggered, indoor unit stops and Operation/Stop operation by the remote controller is restricted.
- When forced stop function is used with forming a remote controller group, connect the same equipment to each indoor unit within the group.

● Operation/Stop mode 2

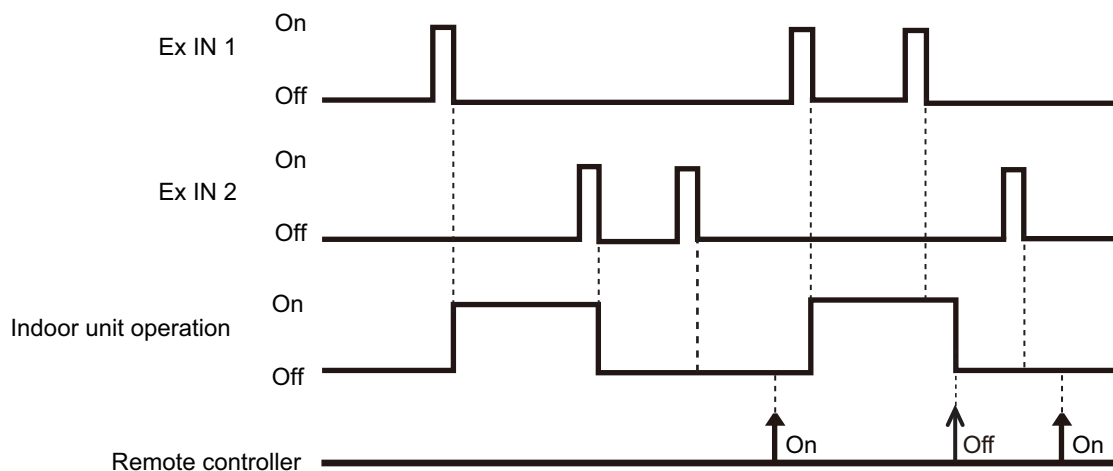
- In the case of "Edge" input

Function setting	External Input and Output PCB		External input		Input signal	Command
	Rotary switch	SW2				
46-03	—		Input of indoor unit	Terminal	Off → On	Operation (R.C. enabled)
					On → Off	Stop (R.C. disabled)
	1	Edge	External Input and Output PCB	Ex IN 1	Off → On	Operation (R.C. enabled)
					On → Off	Stop (R.C. disabled)



- In the case of "Pulse" input

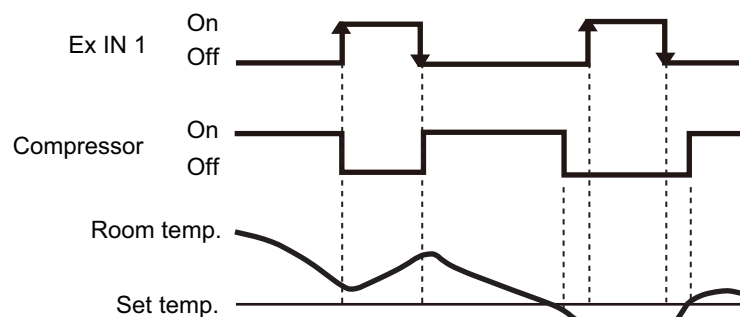
Function setting	External Input and Output PCB		External input		Input signal	Command
	Rotary switch	SW2				
46-03	1	Pulse	External Input and Output PCB	Ex IN 1	Pulse	Operation (R.C. enabled)
				Ex IN 2		Stop (R.C. disabled)



NOTE: When "Operation/Stop" mode 2 function is used with forming a remote controller group, connect the same equipment to each indoor unit within the group.

● Forced thermostat off

External Input and Output PCB	External input		Input signal	Command
Rotary switch				
2, B, C, D	External Input and Output PCB	Ex IN 1	Off → On	Thermostat off
			On → Off	Normal operation



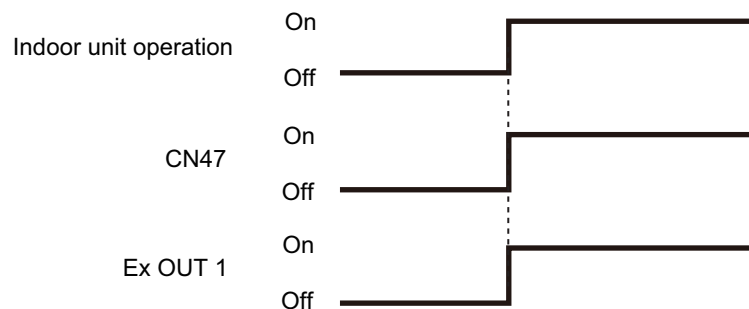
NOTE: When the signal is received from another unit on the refrigerant circuit, there may be a delay in thermostat off function at the unit.

■ Details of control output function

● Operation status

Function setting	External Input and Output PCB	External output		Output signal	Status
	Rotary switch				
60-00	—	Output of indoor unit	CN47	Off → On	Operation
				On → Off	Stop
—	1, B, C, D	External Input and Output PCB	Ex OUT 1	Off → On	Operation
				On → Off	Stop

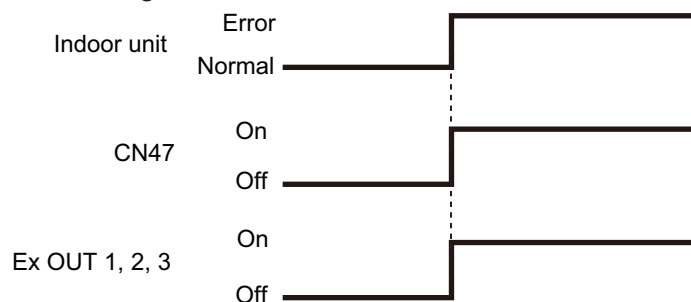
The output is low when the unit is stopped.



● Error status

Function setting	External Input and Output PCB	External output		Output signal	Status
	Rotary switch				
60-09	—	Output of indoor unit	CN47	Off → On	Error
				On → Off	Normal
—	2	External Input and Output PCB	Ex OUT 1	Off → On	Error
				On → Off	Normal
—	1, C	External Input and Output PCB	Ex OUT 2	Off → On	Error
				On → Off	Normal
—	D	External Input and Output PCB	Ex OUT 3	Off → On	Error
				On → Off	Normal

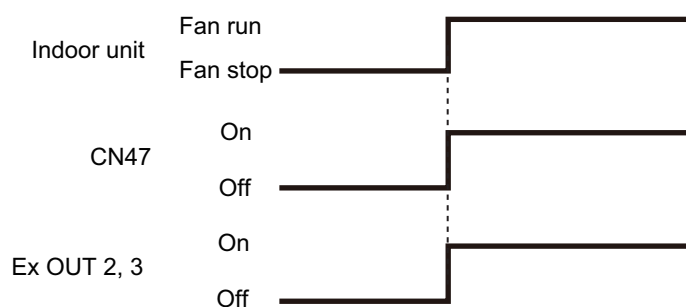
The output is on when an error is generated for the indoor unit.



● Indoor unit fan operation status

Function setting	External Input and Output PCB	External output		Output signal	Status
	Rotary switch				
60-10	—	Output of indoor unit	CN47	Off → On	Fan run
				On → Off	Fan stop
—	2, B, D	External Input and Output PCB	Ex OUT 2	Off → On	Fan run
				On → Off	Fan stop
—	1	External Input and Output PCB	Ex OUT 3	Off → On	Fan run
				On → Off	Fan stop

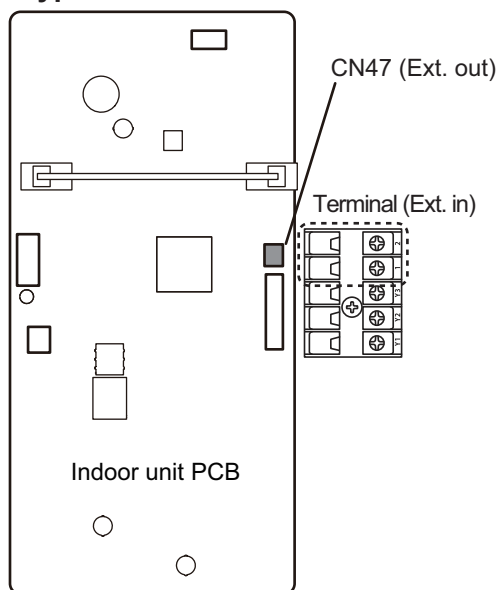
Output signal	Condition
On	The indoor unit fan is operating.
Off	The fan is stopped or during cold air prevention. During thermostat off when in dry mode operation.



12-2. Mini duct type and Slim duct type

Exterior of the indoor unit PCB and the component location differ by the type of the indoor unit as follows.

- **Mini duct type, and Slim duct types:**



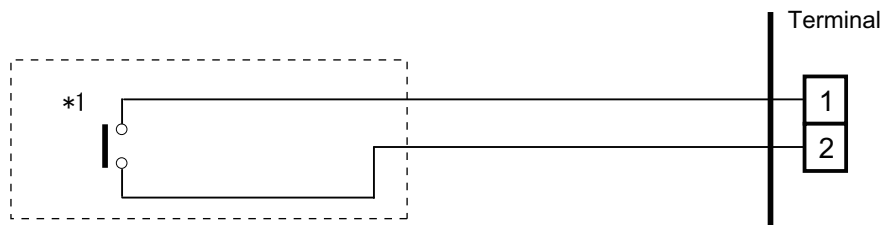
External input and output		Connector	Input select	Input signal	External connect kit (Optional parts)
External input	Operation/Stop Forced stop	Terminal	Dry contact	Edge	—
External output	Operation status	CN47	—	—	UTY-XWZXZG
	Error status				
	Indoor unit fan operation status				
	External heater output				

External input

With using external input function, some functions on this product can be controlled from an external device.

- "Operation/Stop" mode or "Forced stop" mode can be selected with function setting of indoor unit.
- A twisted pair cable (22AWG) should be used. Maximum length of cable is 150 m.
- The wire connection should be separate from the power cable line.

Indoor unit functions such as Operation/Stop can be done by using indoor unit terminals.



*1: The switch can be used on the following condition: DC 12 V to 24 V, 1 mA to 15 mA.

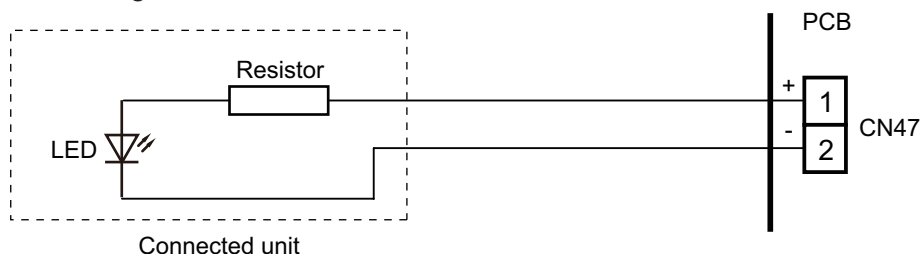
External output

Use an external output cable with appropriate external dimension, depending on the number of cables to be installed.

- A twisted pair cable (22AWG) should be used. Maximum length of cable is 25 m.
- Output voltage: High DC 12 V \pm 2 V, Low 0 V.
- Permissible current: 50 mA
- For details, refer to ["Combination of external input and output"](#) on page 214.

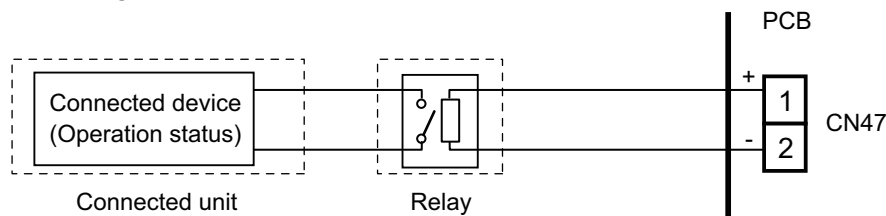
When indicator, etc. are connected directly

Example: Function setting 60 is set to "00"



When connecting with a device equipped with a power supply

Example: Function setting 60 is set to "00"



■ Combination of external input and output

By combining the function setting of the indoor unit, you can select various combinations of functions.

Combination examples of external input and output are as follows:

Mode	Function setting	External input	External output
		Terminal	CN47
0	60—00	Operation/Stop	
1—8	60—01 to 60—08	(Setting prohibited)	
9	60—09	Operation/Stop	Error status
10	60—10	Operation/Stop	Indoor unit fan operation status
11	60—11	Operation/Stop	External heater output

NOTE: Input of Operation/Stop depends on the setting of function setting 46.

- 00: Operation/Stop mode 1 (Remote controller enabled)
- 01: (Setting prohibited)
- 02: Forced stop
- 03: Operation/Stop mode 2 (Remote controller disabled)

● Input signal type

- Indoor unit
Input signal type is only "Edge".

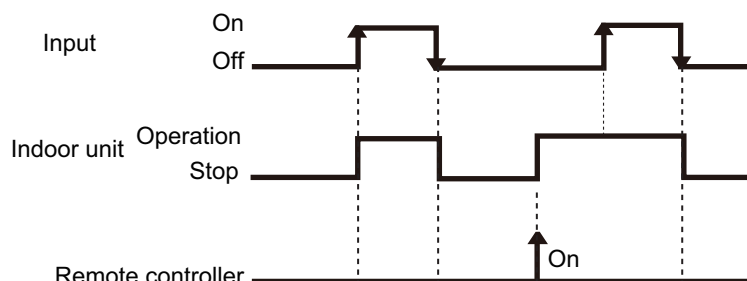


■ Details of function

● Control input function

- When function setting is "Operation/Stop" mode 1

Function setting	External input	Input signal	Command
46—00	Terminal	Off → On	Operation
		On → Off	Stop

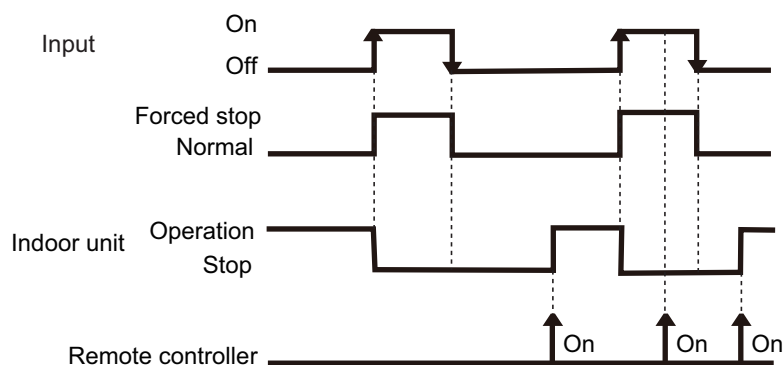


NOTES:

- The last command has priority.
- The indoor units within the same remote controller group operates in the same mode.

- When function setting is "Forced stop" mode

Function setting	External input	Input signal	Command
46—02	Terminal	Off → On	Forced stop
		On → Off	Normal



NOTES:

- When the forced stop is triggered, indoor unit stops and Operation/Stop operation by the remote controller is restricted.
- When forced stop function is used with forming a remote controller group, connect the same equipment to each indoor unit within the group.

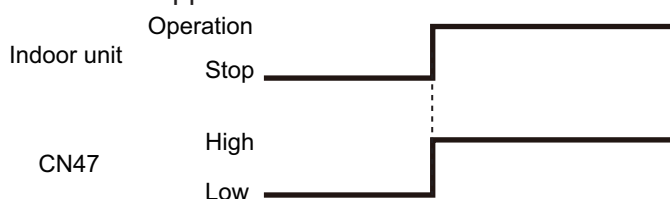
- | Function setting | External input | Input signal | Command |
|------------------|----------------|--------------|-----------------------------------|
| 46—03 | Terminal | Off → On | Operation |
| | | On → Off | Stop (Remote controller disabled) |

NOTE: When "Operation/Stop" mode 2 function is used with forming a remote controller group, connect the same equipment to each indoor unit within the group.

● Control output function

Function setting	External output	Output signal	Command
60—00	CN47	Low → High	Operation
		High → Low	Stop

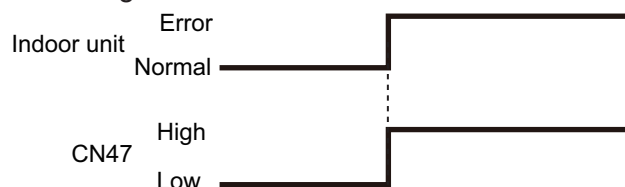
The output is low when the unit is stopped.



● Error status

Function setting	External output	Output signal	Command
60—09	CN47	Low → High	Error
		High → Low	Normal

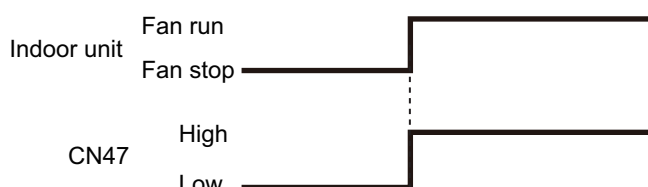
The output is ON when an error is generated for the indoor unit.



● Indoor unit fan operation status

Function setting	External output	Output signal	Command
60—10	CN47	Low → High	Fan run
		High → Low	Fan stop

Output signal	Condition
On	The indoor unit fan is operating.
Low → High	
Off	The fan is stopped or during cold air prevention. During thermostat off when in dry mode operation.
High → Low	



● External heater output

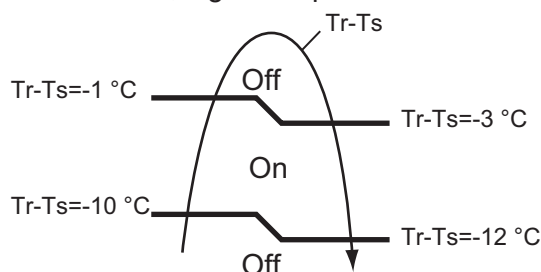
Function setting	External output	Output signal	Command
60—11	CN47	Low → High	Heater on
		High → Low	Heater off

Output signal	Condition
Low → High	Heater turns on as shown in diagram of heating temperature
Off → On	
High → Low	Heater turns off as shown in diagram of heating temperature
On → Off	

Specifications of the signal output performance are as shown as follows:

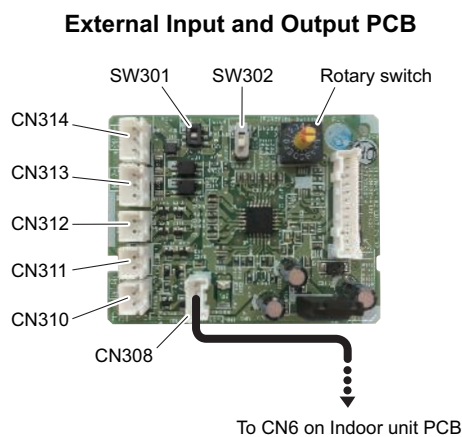
Example When set temperature (T_s) is set at 22 °C;

- And room temperature (T_r) increase above 12 °C, signal output is on.
- And T_r increase above 21 °C, signal output is off.
- And T_r decrease below 19 °C, signal output is on.
- And T_r decrease below 10 °C, signal output is off.



The output also turns off in defrost operation.

12-3. Wall mounted type (KETA, and KETA-B, KGTB, and 18KMTB)



PCB	External input	External output	Connector	Input select	Input signal
External input and output (UTY-XCSXZ2)	Operation/Stop	-	CN313/ CN314	Dry contact/ Apply voltage	Edge/Pulse
	Forced stop		CN313		Edge
	Forced thermostat off				
	-	Operation status	CN310	-	-
		Error status	CN311		
		Indoor unit fan operation status	CN312		

NOTE: KETA, KETA-B: External Input and Output PCB cannot be used with WLAN Adapter simultaneously.

External input

With using external input function, some functions on this product can be controlled from an external device.

- "Operation/Stop" mode or "Forced stop" mode can be selected with function setting of indoor unit.
- A twisted pair cable should be used. Maximum length of cable is 150 m.
- The wire connection should be separate from the power cable line.

External Input and Output PCB

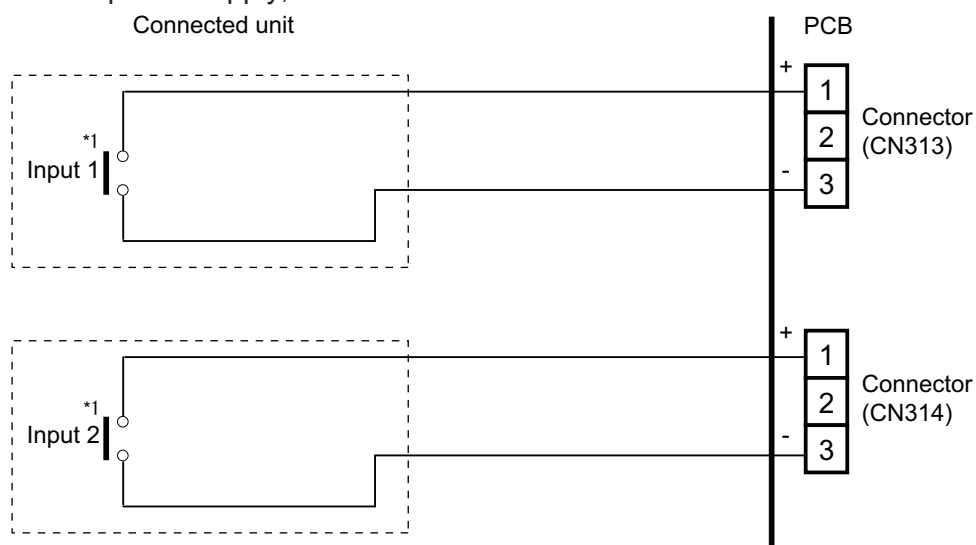
The indoor unit Operation/Stop can be set by using the input connector on the PCB.

Input select:

Use either one of these types of connectors according to the application. (Both types of connectors cannot be used simultaneously.)

– Dry contact

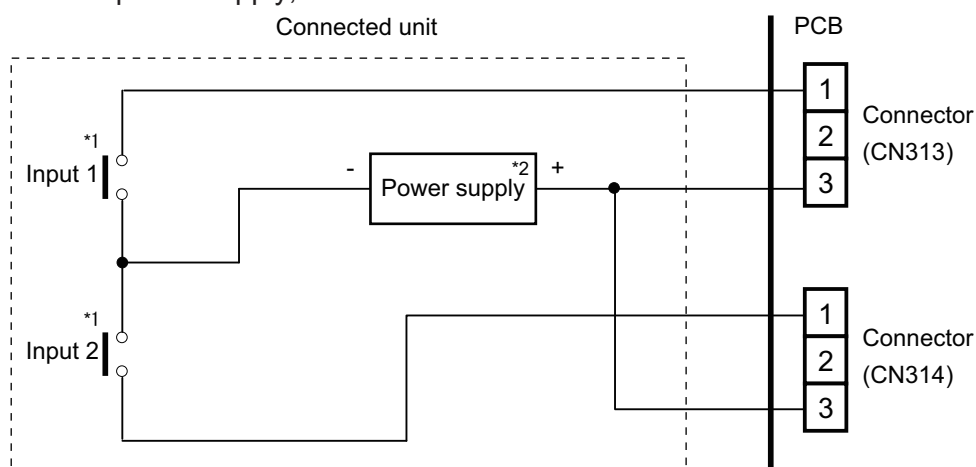
In case of internal power supply, set the slide switch of SW301 to "NON VOL" side.



*1: The switches can be used on the following condition: DC 12 V to 24 V, 1 mA to 15 mA.

– Apply voltage

In case of external power supply, set the slide switch of SW301 to "VOL" side.



*1: The switches can be used on the following condition: DC 12 V to 24 V, 1 mA to 15 mA.

*2: Make the power supply DC 12 to 24 V, 10 mA or more.

External output

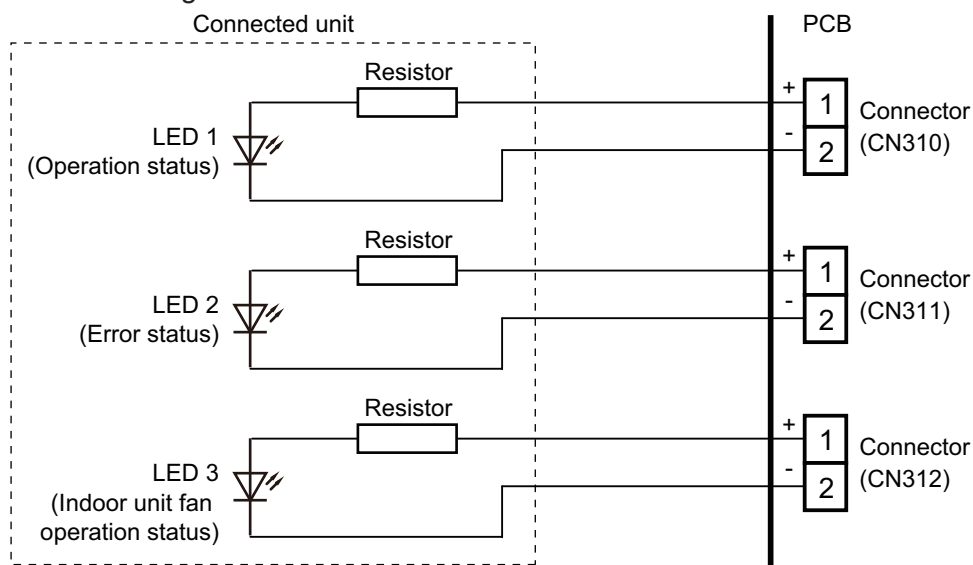
Use an external output cable with appropriate external dimension, depending on the number of cables to be installed.

External Input and Output PCB

- A twisted pair cable (22AWG) should be used. Maximum length of cable is 25 m.
- Output voltage: High DC 12 V \pm 2 V, Low 0 V.
- Permissible current: 50 mA
- For details, refer to ["Combination of external input and output"](#) on page 221.

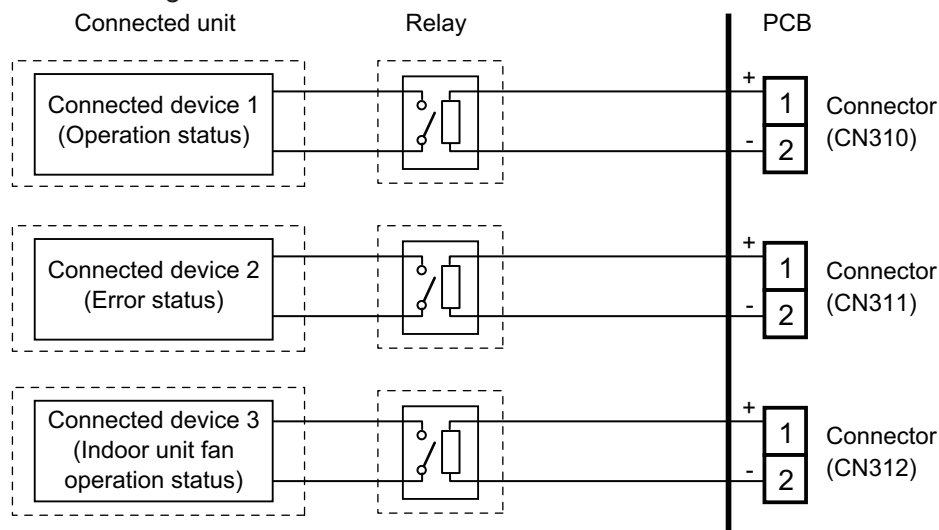
- **When indicator or other components are connected directly:**

Example: Function setting 60 is set to "00".



- **When connecting with a device equipped with a power supply:**

Example: Function setting 60 is set to "00".



■ Combination of external input and output

By combining the function setting of the indoor unit and rotary switch setting of the External Input and Output PCB, you can select various combinations of functions.

Combination examples of external input and output are as follows:

Mode	Function setting	External Input and Output PCB (Rotary SW)	External input		
			External Input and Output PCB		
			CN313	CN314	Signal type
0-1	60-00	1	Operation/Stop	Not available	Edge
			Operation	Stop	Pulse
0-2	60-00	2	Forced Thermostat OFF	Not available	Edge
1—8	60-01 to 60-08	3 - 9, A	(Setting prohibited)		
9	60-09	B	Forced Thermostat OFF	Not available	Edge
10	60-10	C	Forced Thermostat OFF	Not available	Edge
11	60-11	D	Forced Thermostat OFF	Not available	Edge

Mode	Function setting	External Input and Output PCB (Rotary SW)	External output		
			External Input and Output PCB		
			CN310	CN311	CN312
0-1	60-00	1	Operation/Stop	Error status	Indoor unit fan operation status
0-2	60-00	2	Error status	Indoor unit fan operation status	Not available
1—8	60-01 to 60-08	3 - 9, A	(Setting prohibited)		
9	60-09	B	Operation/Stop	Indoor unit fan operation status	Not available
10	60-10	C	Operation/Stop	Error status	Not available
11	60-11	D	Operation/Stop	Indoor unit fan operation status	Error status

NOTE: Input of Operation/Stop depends on the setting of function setting 46.

00: Operation/Stop mode 1 (Remote controller enabled)

01: (Setting prohibited)

02: Forced stop

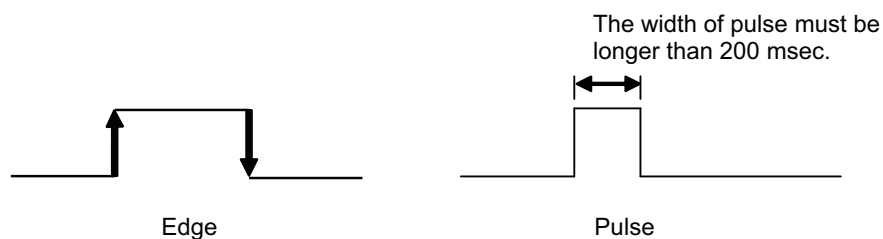
03: Operation/Stop mode 2 (Remote controller disabled)

● Input signal type

External Input and Output PCB:

The input signal type can be selected.

Signal type (edge or pulse) can be switched by the DIP switch SW302 on the External Input and Output PCB.



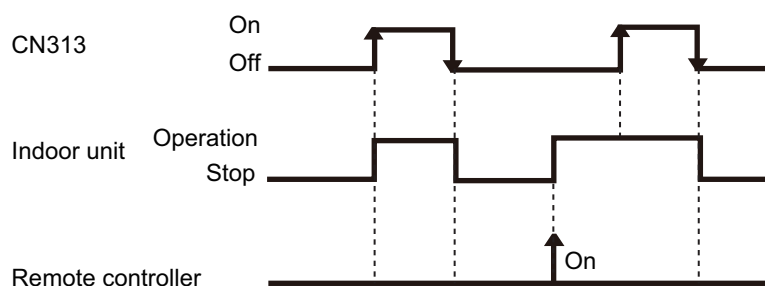
■ Details of function

● Control input function

- When function setting is "Operation/Stop" mode 1

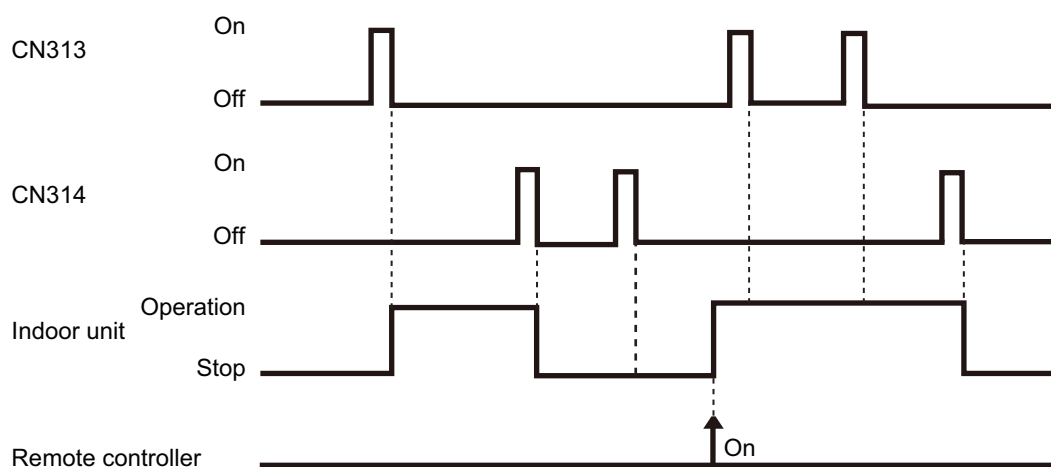
- In the case of "Edge" input:

Function setting /	Rotary SW on External Input and Output PCB	External input		Input signal	Command
46—00	60—00 / 1	External Input and Output PCB	CN313	Off → On	Operation
				On → Off	Stop



- In the case of "Pulse" input:

Function setting /	Rotary SW on External Input and Output PCB	External input		Input signal	Command
46—00	60—00 / 1	External Input and Output PCB	CN313	Pulse	Operation
			CN314	Pulse	Stop



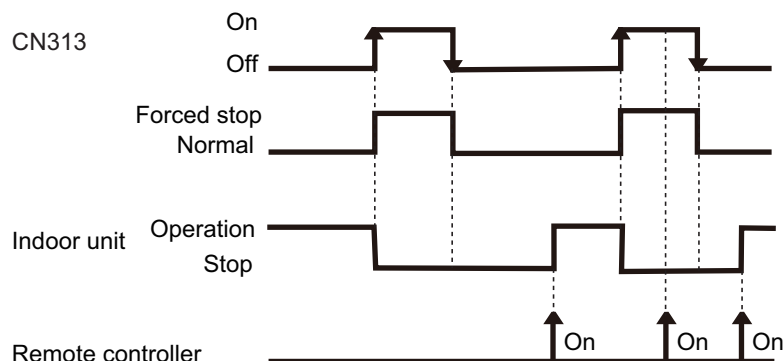
NOTES:

- The last command has priority.
- The indoor units within the same remote controller group operates in the same mode.

- When function setting is "Forced stop" mode

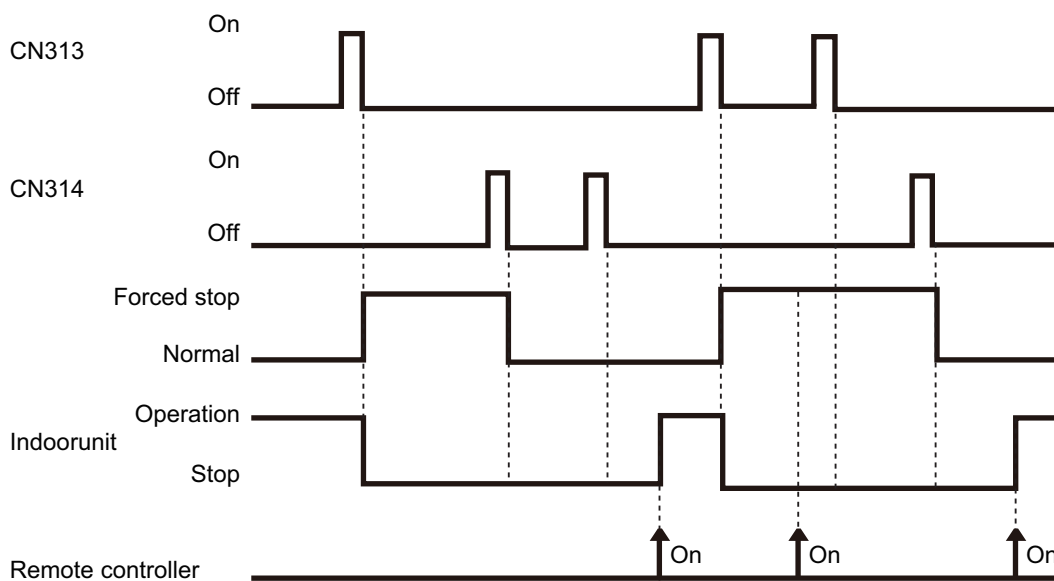
- In the case of "Edge" input:

Function setting /	Rotary SW on External Input and Output PCB	External input		Input signal	Command
46—02	60—00 / 1	External Input and Output PCB	CN313	Off → On	Forced stop
				On → Off	Normal



- In the case of "Pulse" input:

Function setting /	Rotary SW on External Input and Output PCB	External input		Input signal	Command
46—02	60—00 / 1	External Input and Output PCB	CN313	Pulse	Forced stop
			CN314	Pulse	Normal



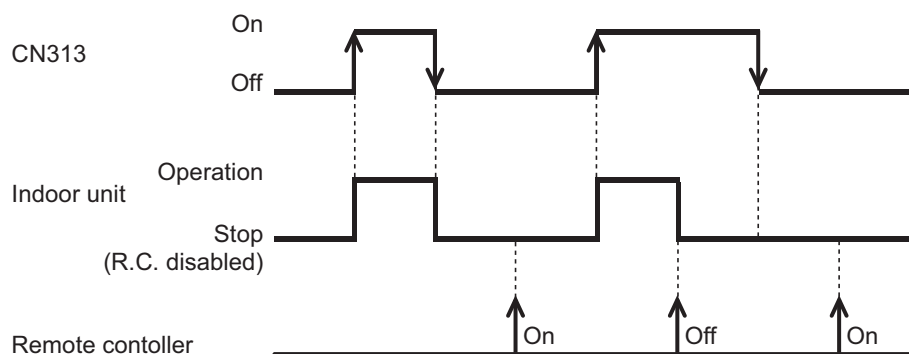
NOTES:

- When the forced stop is triggered, indoor unit stops and Operation/Stop operation by the remote controller is restricted.
- When forced stop function is used with forming a remote controller group, connect the same equipment to each indoor unit within the group.

- When function setting is "Operation/Stop" mode 2

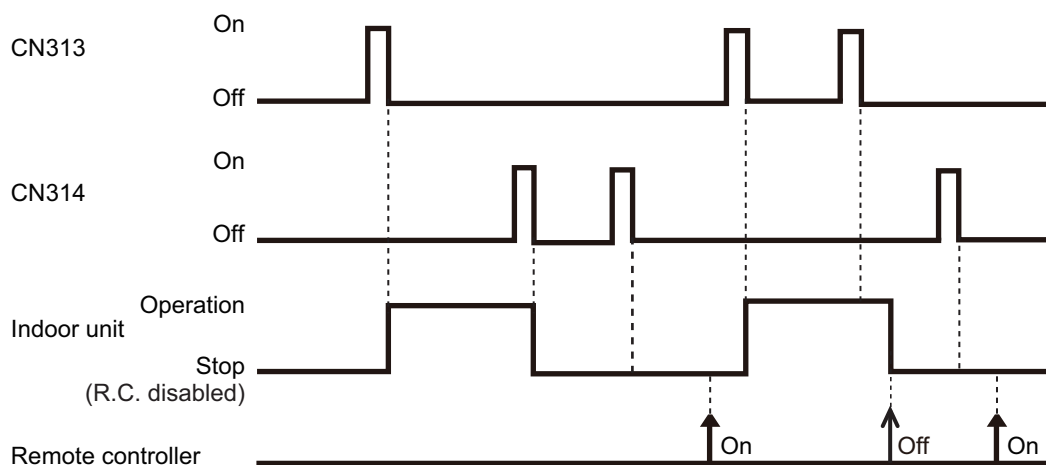
- In the case of "Edge" input:

Function setting /	Rotary SW on External Input and Output PCB	External input		Input signal	Command
46—03	60—00 / 1	External Input and Output PCB	CN313	Off → On	Operation
				On → Off	Stop (Remote controller disabled)



- In the case of "Pulse" input:

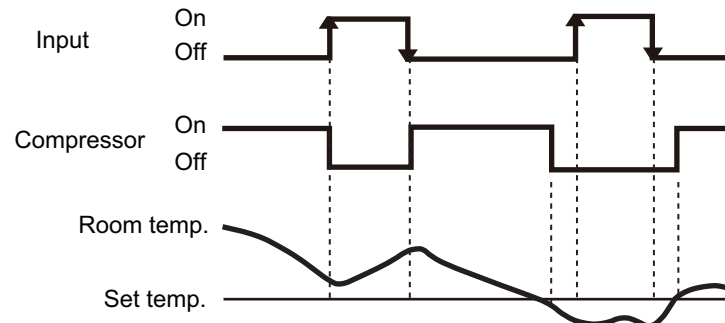
Function setting /	Rotary SW on External Input and Output PCB	External input		Input signal	Command
46—03	60—00 / 1	External Input and Output PCB	CN313	Pulse	Operation
			CN314	Pulse	Stop (Remote controller disabled)



NOTE: When "Operation/Stop" mode 2 function is used with forming a remote controller group, connect the same equipment to each indoor unit within the group.

- Forced thermostat off function

Function setting /	Rotary SW on External Input and Output PCB	External input		Input signal	Command
60—00 / 2 60—09 / B 60—10 / C		External Input and Output PCB	CN313	Off → On	Thermostat off
				On → Off	Normal operation



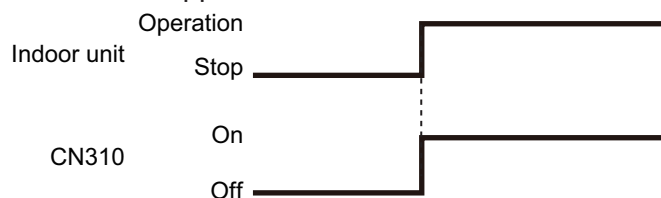
NOTE: When the signal is received from another unit on the refrigerant circuit, there may be a delay in thermostat off function at the unit.

● Control output function

• Operation/Stop status

Function setting /	Rotary SW on External Input and Output PCB	External output		Output signal	Command
60—00 / 1	External Input and Output PCB	CN310	Off → On	Operation	
			On → Off	Stop	

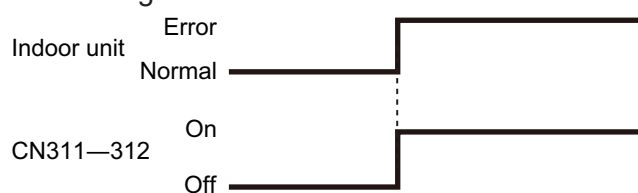
The output is low when the unit is stopped.



• Error status

Function setting /	Rotary SW on External Input and Output PCB	External output		Output signal	Command
60—00 / 1	External Input and Output PCB	CN311	Off → On	Error	
			On → Off	Normal	

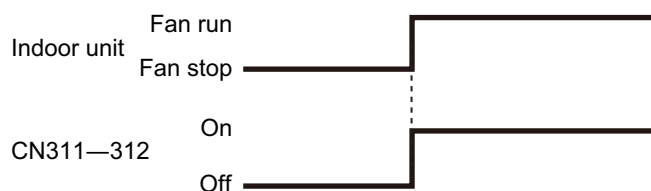
The output is ON when an error is generated for the indoor unit.



• Indoor unit fan operation status

Function setting /	Rotary SW on External Input and Output PCB	External output		Output signal	Command
60—00 / 1	External Input and Output PCB	CN312	Off → On	Fan run	
			On → Off	Fan stop	

Output signal	Condition
On Low → High	The indoor unit fan is operating.
Off High → Low	The fan is stopped or during cold air prevention. During thermostat off when in dry mode operation.



12-4. Wall mounted type (07-14KMTB and KMCC)

With using external input and output functions, this product can be operated inter-connectedly with an external device.

Connector	Input	Output	Remarks
CNA01	Control input	—	See external input/output settings for details.
CNB01	—	Operation status output	
CNB02	—	Error status output	

■ External input

With using external input function, some functions on this product can be controlled from an external device.

- “Operation/Stop” mode can be selected with function setting of indoor unit.
- A twisted pair cable (22AWG) should be used. Maximum length of cable is 150 m.
- The wire connection should be separate from the power cable line.

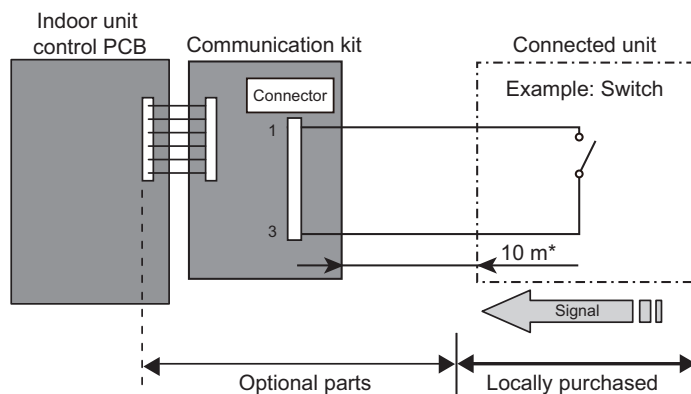
● Control input (Operation/Stop or Forced stop)

The air conditioner can be remotely operated by means of the following on—site work.

Unit operation is started at the following contents by adding the contact input of a commercially available on/off switch to a connector on the external control PCB and turning it on.

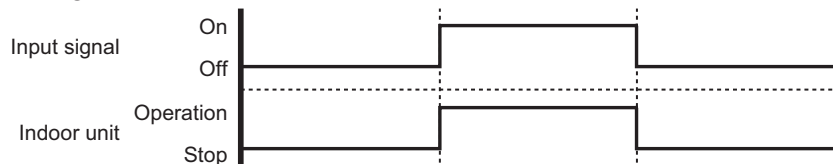
Unit operation	Initial setting after power is on	Starting mode other than initial setting
Operation mode	Auto changeover	Mode at previous operation
Set temperature	24 °C	Temperature at previous operation
Airflow mode	AUTO	Mode at previous operation
Air direction (swing)	Standard air direction (swing: off)	Air direction at previous operation

• Circuit diagram example

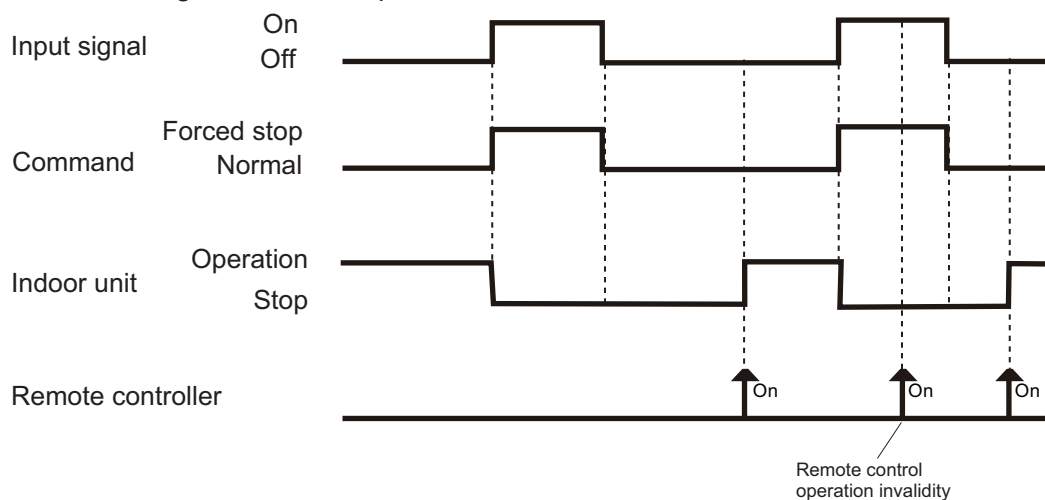


- Contact capacity: DC 24 V or more, 10 mA or more.
- *: Make the distance from the PCB to the connected unit within 10 m.
- Use non—polar relays and switches.

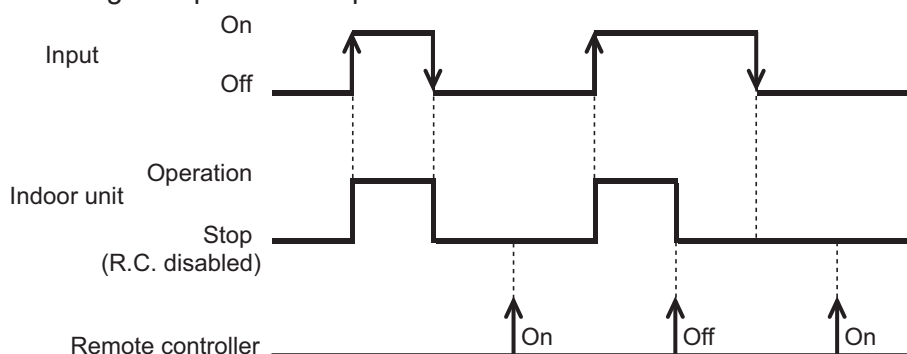
– When function setting is “Operation/Stop” mode



– When function setting is “Forced stop” mode

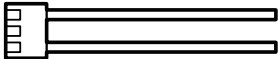



– When function setting is "Operation/Stop" mode 2



NOTE: When "Operation/Stop" mode 2 function is used with forming a remote controller group, connect the same equipment to each indoor unit within the group.

• Optional part

Part name	Model name	Exterior
External Connect Kit	UTY-XWZXZ5	<div>External input wire</div> 
Communication Kit	UTY-TWBXF2	

* For operating the external function, the wall mounted type requires the communication kit in addition to the wire (UTY-XWZXZ5).

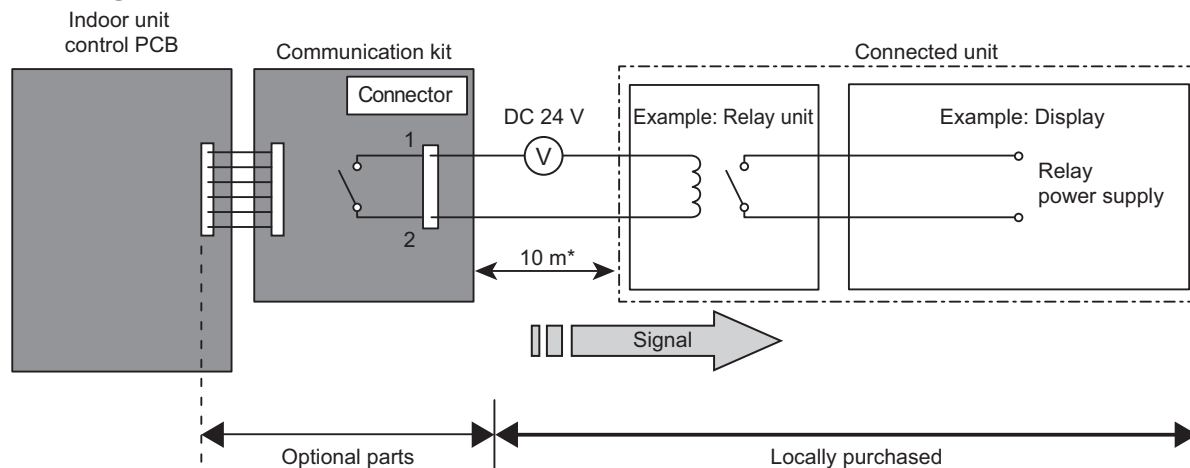
External output

With using external output function, operating status of this product can be transmitted to the external device, and also, this product can be inter-connected with the external device.

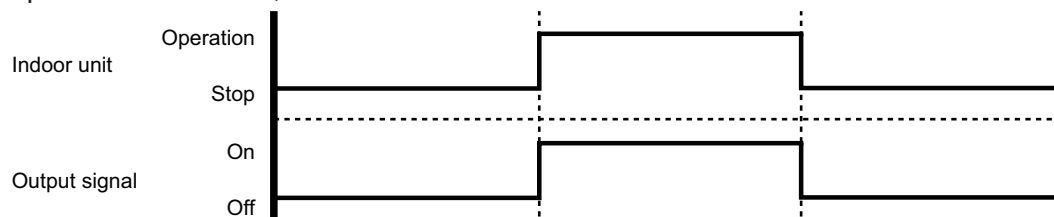
● Operation status output

Air conditioner operation status signal can be output.



• Circuit diagram example:



- *: Make the distance from the PCB to the connected unit within 10 m.
- Relay spec: Max. DC 24 V, 10 mA to less than 500 mA.



• Optional part:

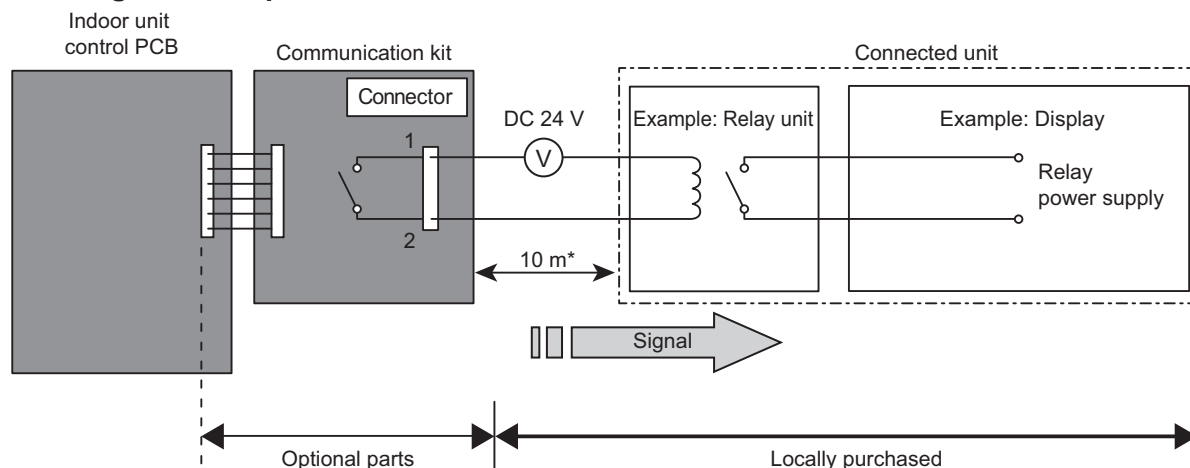
Part name	Model name	Exterior
External Connect Kit	UTY-XWZXZ5	External output wire 
Communication Kit	UTY-TWBXF2	

* For operating the external function, the wall mounted type requires the communication kit in addition to the wire (UTY-XWZXZ5).

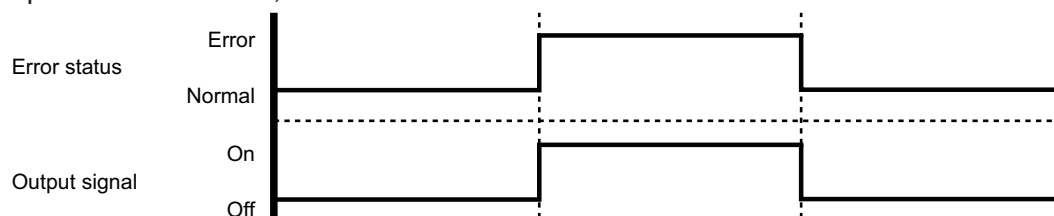
● Error status output

Air conditioner error status signal can be output.



• Circuit diagram example:



- *: Make the distance from the PCB to the connected unit within 10 m.
- Relay spec: Max. DC 24 V, 10 mA to less than 500 mA.

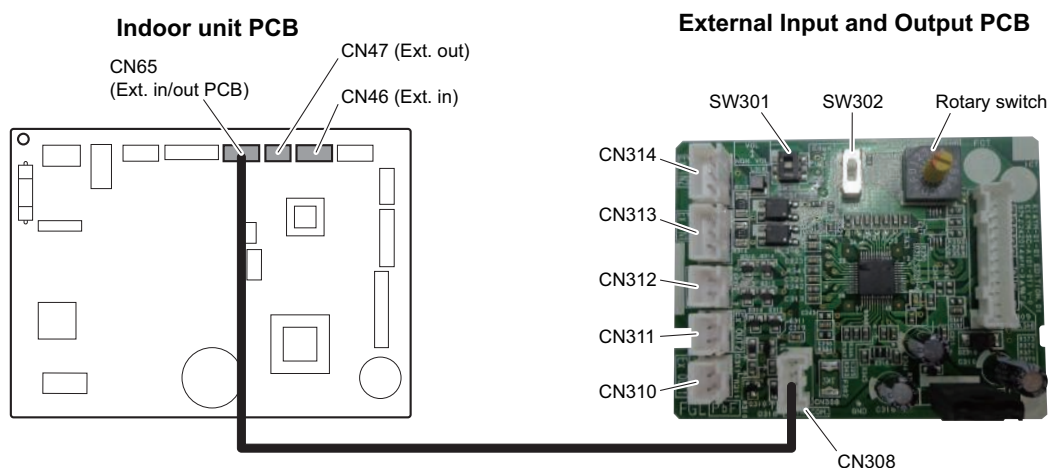


• Optional part:

Part name	Model name	Exterior
External Connect Kit	UTY-XWZXZ5	External output wire 
Communication Kit	UTY-TWBXF2	

* For operating the external function, the wall mounted type requires the communication kit in addition to the wire (UTY-XWZXZ5).

12-5. Wall mounted type (KMCE, KMCF, KMCG, KMCG-B, KMCH, KMCH-B, KETE, KETE-B, KETF, KETF-B, KGTE, KGTF, KGTG, KGTH, and KMTE)



PCB	External input	External output	Connector	Input select	Input signal
Indoor unit	Operation/Stop	—	CN46	Dry contact	Edge
	Forced stop				
	—	Operation status	CN47	—	—
		Error status			
		Indoor unit fan operation status			
External Input and Output PCB (UTY-XCSXZ2)	Operation/Stop	—	CN313/ CN314	Dry contact/ Apply voltage	Edge/Pulse
	Forced stop		CN313		Edge
	Forced thermostat off				
	—	Operation status	CN310/ CN311/ CN312	—	—
		Error status			
		Indoor unit fan operation status			

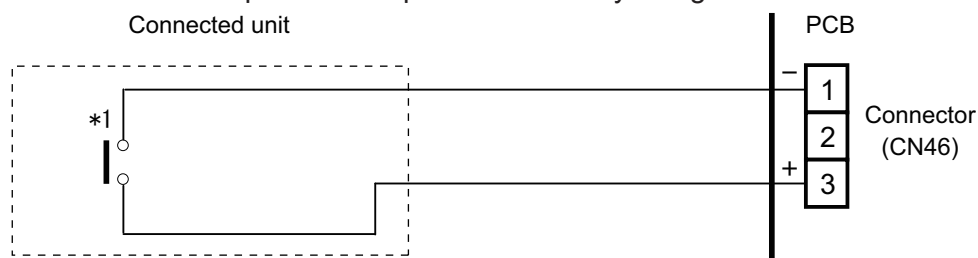
■ External input

With using external input function, some functions on this product can be controlled from an external device.

- “Operation/Stop” mode or “Forced stop” mode can be selected with function setting of indoor unit.
- A twisted pair cable should be used. Maximum length of cable is 150 m.
- The wire connection should be separate from the power cable line.

● Indoor unit

Indoor unit functions such as Operation/Stop can be done by using indoor unit connectors.



*1: The switch can be used on the following condition: DC 12 V to 24 V, 1 mA to 15 mA.

● External Input and Output PCB

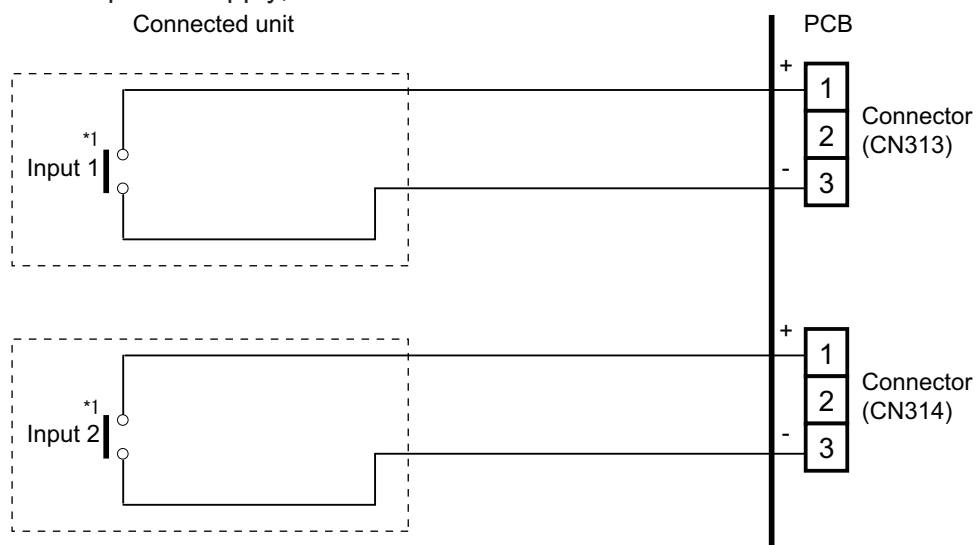
The indoor unit Operation/Stop can be set by using the input connector on the PCB.

• Input select:

Use either one of these types of connectors according to the application. (Both types of connectors cannot be used simultaneously.)

– Dry contact

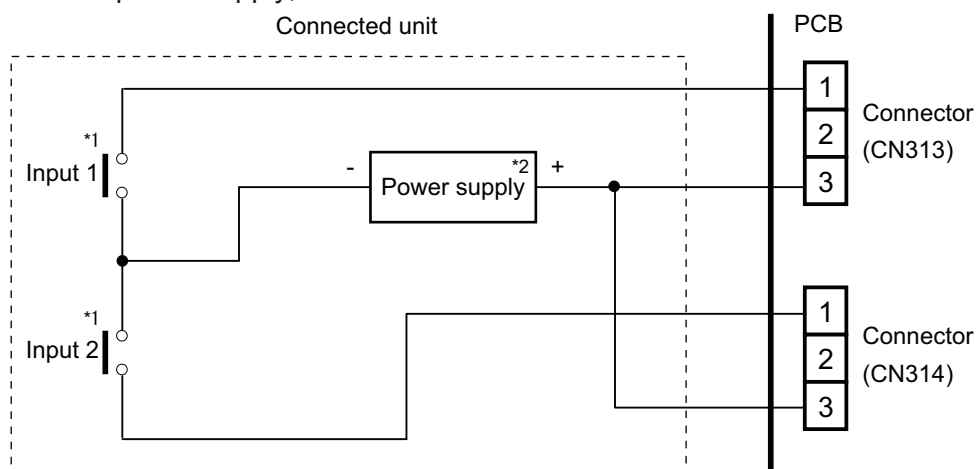
In case of internal power supply, set the slide switch of SW301 to "NON VOL" side.



*1: The switches can be used on the following condition: DC 12 V to 24 V, 1 mA to 15 mA.

– Apply voltage

In case of external power supply, set the slide switch of SW301 to "VOL" side.



*1: The switches can be used on the following condition: DC 12 V to 24 V, 1 mA to 15 mA.

*2: Make the power supply DC 12 to 24 V, 10 mA or more.

External output

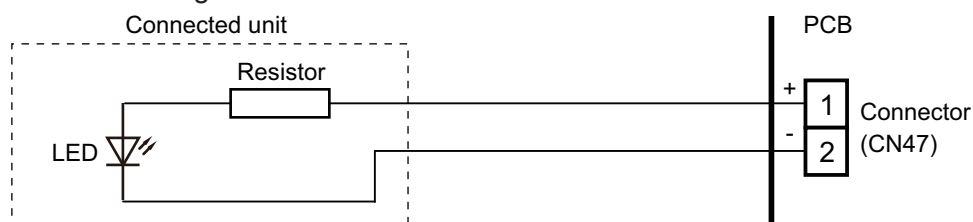
Use an external output cable with appropriate external dimension, depending on the number of cables to be installed.

Indoor unit

- A twisted pair cable should be used. Maximum length of cable is 25 m.
- Output voltage: High DC 12 V \pm 2 V, Low 0 V.
- Permissible current: 50 mA
- For details, refer to ["Combination of external input and output"](#) on page 238

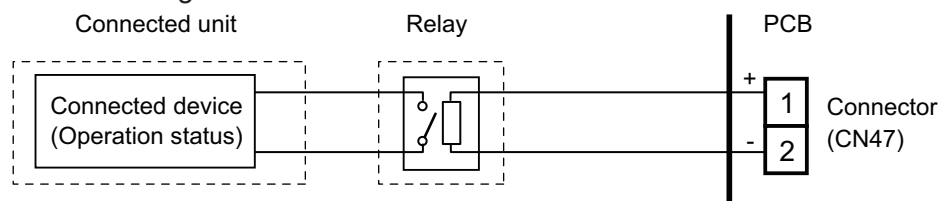
When indicator or other components are connected directly

Example: Function setting 60 is set to "00"



When connecting with a device equipped with a power supply

Example: Function setting 60 is set to "00"

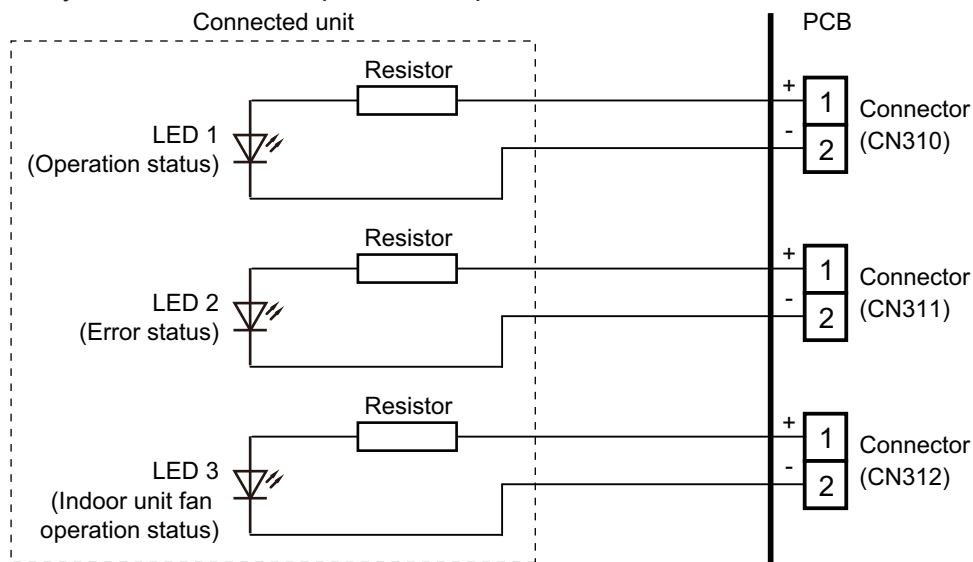


● External Input and Output PCB

- A twisted pair cable should be used. Maximum length of cable is 25 m.
- Output voltage: High DC 12 V \pm 2 V, Low 0 V.
- Permissible current: 50 mA
- For details, refer to ["Combination of external input and output"](#) on page 238

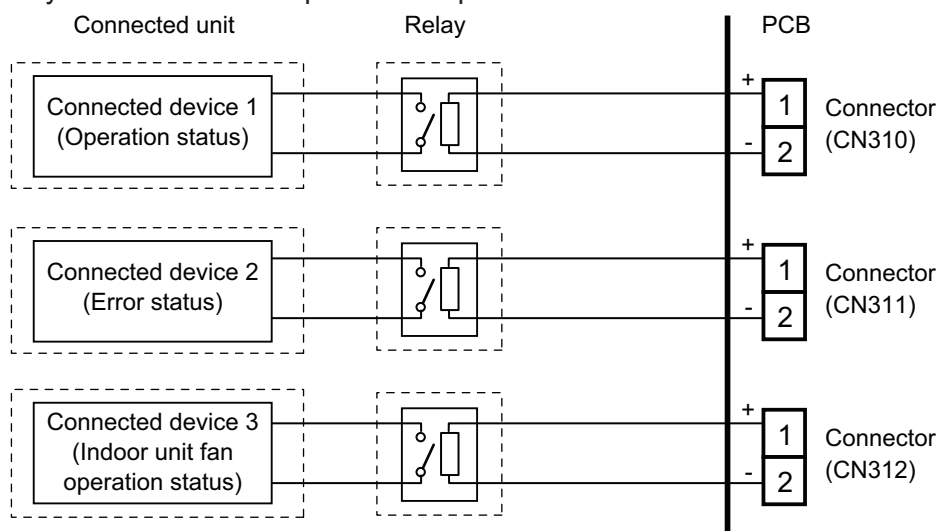
- **When indicator or other components are connected directly:**

Example: Rotary SW on External Input and Output PCB is set to "1".



- **When connecting with a device equipped with a power supply:**

Example: Rotary SW on External Input and Output PCB is set to "1".



■ Combination of external input and output

By combining the function setting of the indoor unit and rotary switch setting of the External Input and Output PCB, you can select various combinations of functions.

Combination examples of external input and output are as follows:

Mode	Function setting	Rotary SW	External input		
			Indoor unit	External Input and Output PCB	
				CN46	CN313
0-1	60—00	1	Operation/Stop mode1 (Function setting 46-00) or Forced stop (Function setting 46-02) or Operation/Stop mode2 (Function setting 46-03)	Operation/Stop	Not available
				Operation	Stop
0-2	60-00	2		Forced thermostat OFF	Not available
1—8	60-01—08	3—9, A	(Setting prohibited)		
9	60-09	B	Operation/Stop mode1 (Function setting 46-00) or Forced stop (Function setting 46-02) or Operation/Stop mode2 (Function setting 46-03)	Forced thermostat OFF	Not available
10	60-10	C			
11	60-11	D	(Setting prohibited)		

Mode	Function setting	Rotary SW	External output			
			Indoor unit	External Input and Output PCB		
				CN47	CN310	CN311
0-1	60-00	1	Operation/Stop	Operation/Stop	Error status	Indoor unit fan operation status
0-2	60-00	2	Operation/Stop	Error status	Indoor unit fan operation status	Not available
1—8	60-01—08	3—9, A	(Setting prohibited)			
9	60-09	B	Error status	Operation/Stop	Indoor unit fan operation status	Not available
10	60-10	C	Indoor unit fan operation status		Error status	
11	60-11	D	(Setting prohibited)			

NOTE: Input of Operation/Stop depends on the setting of function setting 46.

00: Operation/Stop mode 1 (Remote controller enabled)

01: (Setting prohibited)

02: Forced stop

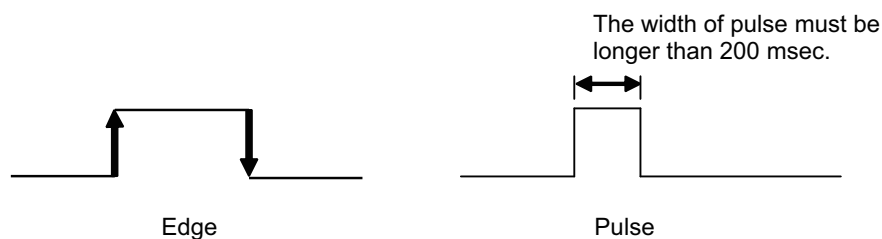
03: Operation/Stop mode 2 (Remote controller disabled)

● Input signal type

External Input and Output PCB:

The input signal type can be selected.

Signal type (edge or pulse) can be switched by the DIP switch SW302 on the External Input and Output PCB.



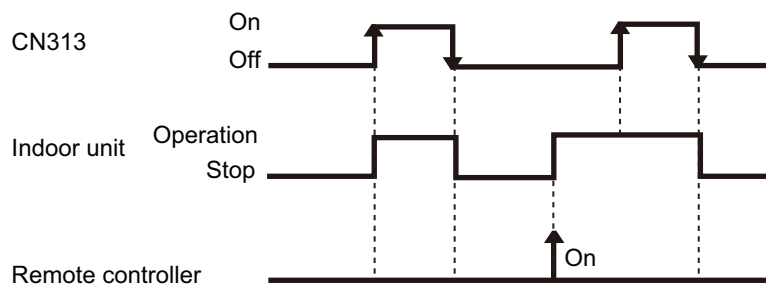
■ Details of function

● Control input function

- When function setting is “Operation/Stop” mode 1

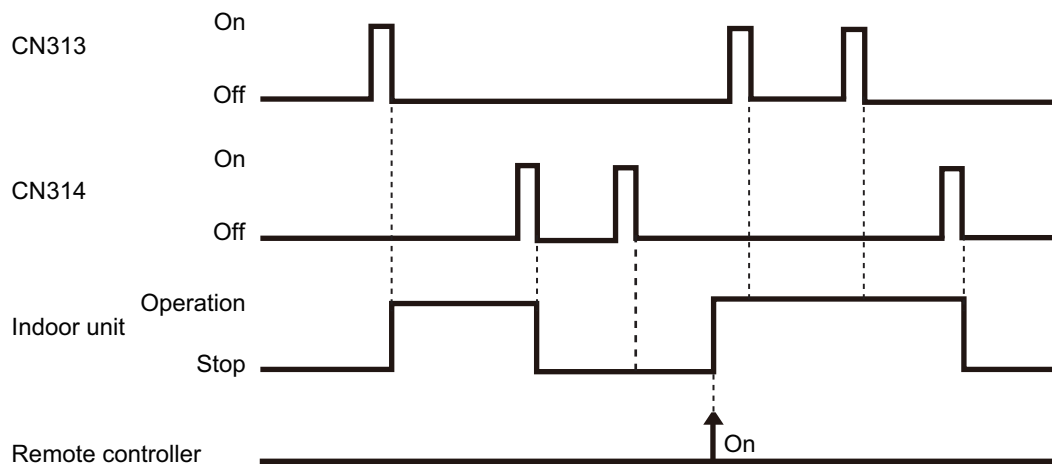
- In the case of “Edge” input:

Function setting	Rotary SW on External Input and Output PCB	External input		Input signal	Command
46-00	1	External Input and Output PCB	CN313	Off → On	Operation
				On → Off	Stop



- In the case of “Pulse” input:

Function setting	Rotary SW on External Input and Output PCB	External input		Input signal	Command
46-00	1	External Input and Output PCB	CN313	Pulse	Operation
			CN314	Pulse	Stop



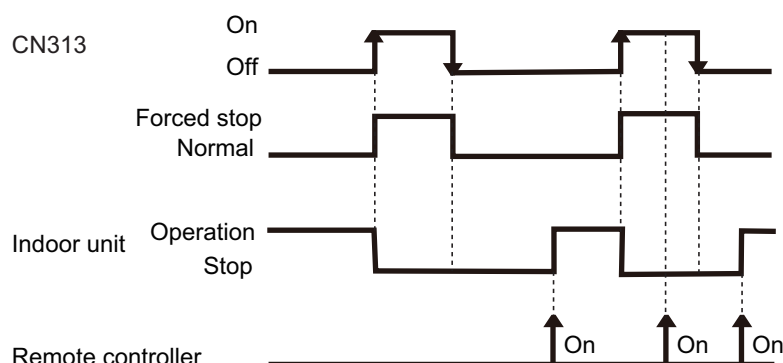
NOTES:

- The last command has priority.
- The indoor units within the same remote controller group operates in the same mode.

- When function setting is “Forced stop” mode

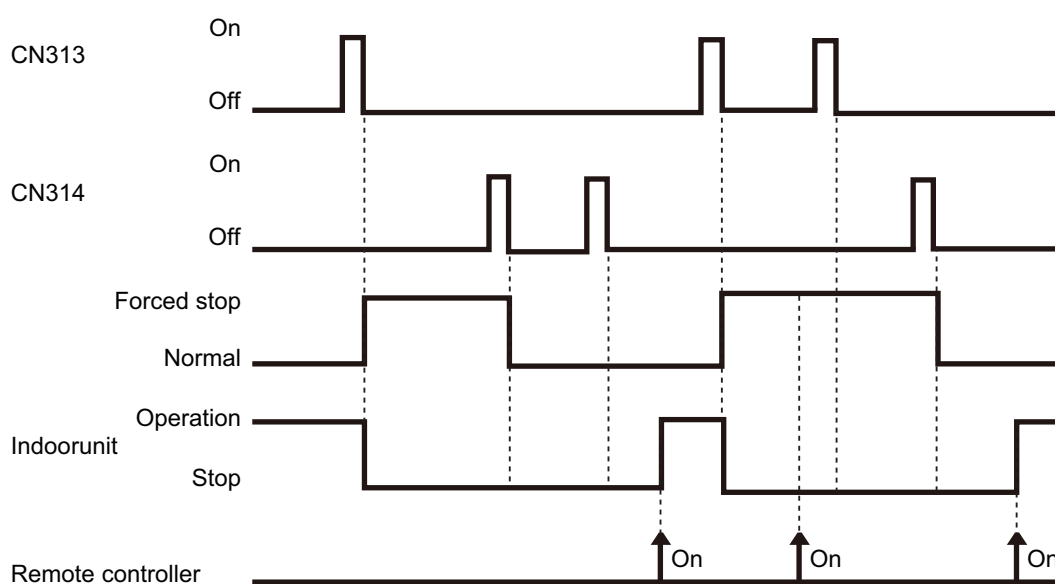
- In the case of “Edge” input:

Function setting	Rotary SW on External Input and Output PCB	External input		Input signal	Command
46-02	1	External Input and Output PCB	CN313	Off → On	Forced stop
				On → Off	Normal



- In the case of “Pulse” input:

Function setting	Rotary SW on External Input and Output PCB	External input		Input signal	Command
46-02	1	External Input and Output PCB	CN313	Pulse	Forced stop
			CN314	Pulse	Normal



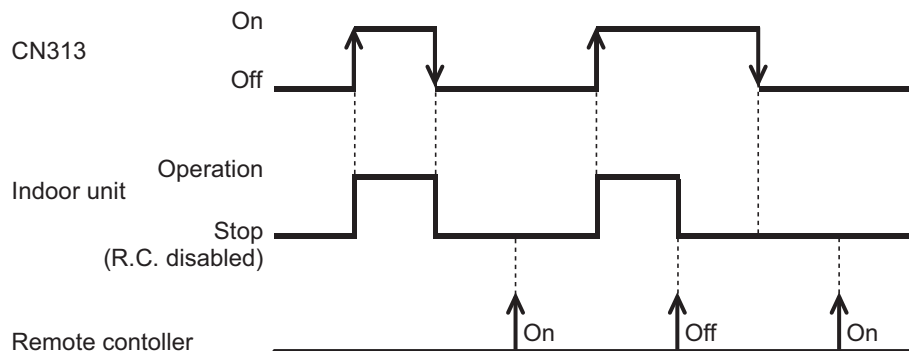
NOTES:

- When the forced stop is triggered, indoor unit stops and Operation/Stop operation by the remote controller is restricted.
- When forced stop function is used with forming a remote controller group, connect the same equipment to each indoor unit within the group.

- When function setting is “Operation/Stop” mode 2

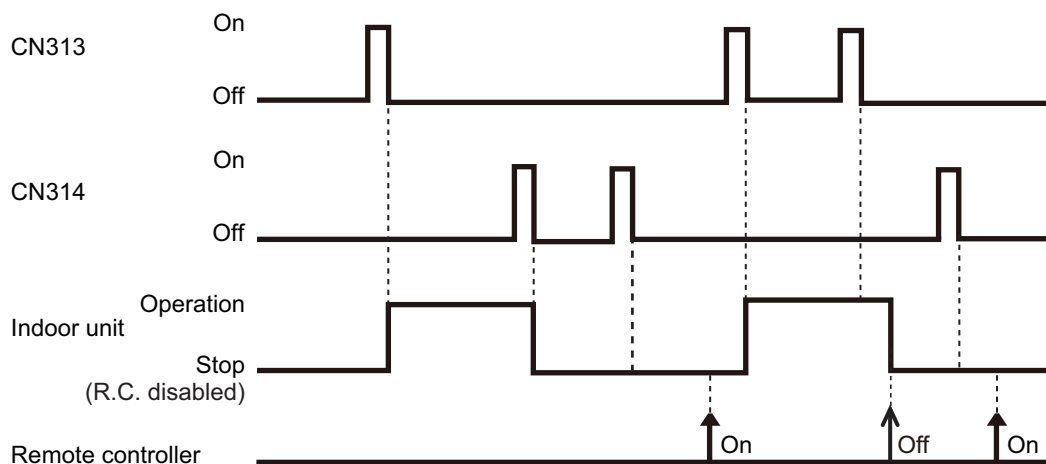
- In the case of “Edge” input:

Function setting	Rotary SW on External Input and Output PCB	External input		Input signal	Command
46-03	1	External Input and Output PCB	CN313	Off → On	Operation
				On → Off	Stop (Remote controller disabled)



- In the case of “Pulse” input:

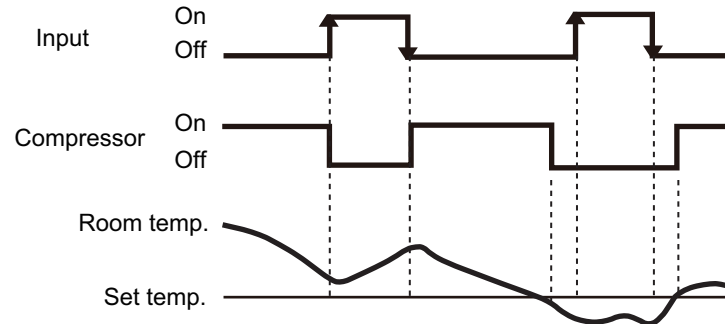
Function setting	Rotary SW on External Input and Output PCB	External input		Input signal	Command
46-03	1	External Input and Output PCB	CN313	Pulse	Operation
			CN314	Pulse	Stop (Remote controller disabled)



NOTE: When “Operation/Stop” mode 2 function is used with forming a remote controller group, connect the same equipment to each indoor unit within the group.

- Forced thermostat off function

Function setting / Rotary SW on External Input and Output PCB	External input		Input signal	Command
60-00 / 2	External Input and Output PCB	CN313	Off → On	Thermostat off
60-09 / B			On → Off	Normal operation
60-10 / C				



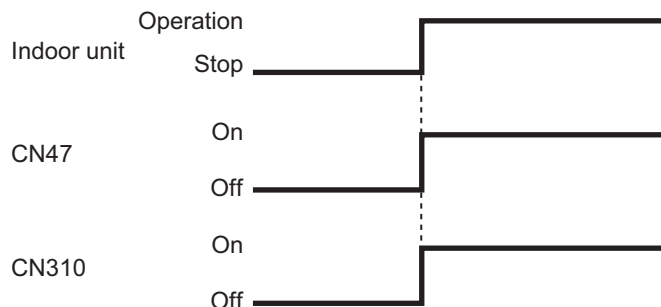
NOTE: When the signal is received from another unit on the refrigerant circuit, there may be a delay in thermostat off function at the unit.

● Control output function

• Operation/Stop status

Function setting / Rotary SW on External Input and Output PCB	External output		Output signal	Command
60-00 / 1	Output of indoor unit	CN47	Off → On	Operation
60-00 / 2			On → Off	Stop
60-00 / 1	External Input and Output PCB	CN310	Off → On	Operation
60-09 / B			On → Off	Stop
60-10 / C				
60-11 / D				

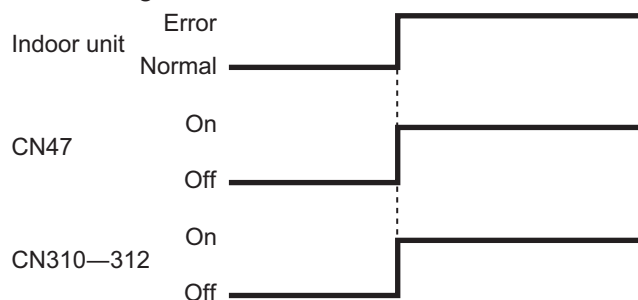
The output is low when the unit is stopped.



• Error status

Function setting / Rotary SW on External Input and Output PCB	External output		Output signal	Command
60-09 / B	Output of indoor unit	CN47	Off → On	Error
			On → Off	Normal
60-00 / 2	External Input and Output PCB	CN310	Off → On	Error
			On → Off	Normal
60-00 / 1		CN311	Off → On	Error
60-10 / C			On → Off	Normal
60-11 / D		CN312	Off → On	Error
			On → Off	Normal

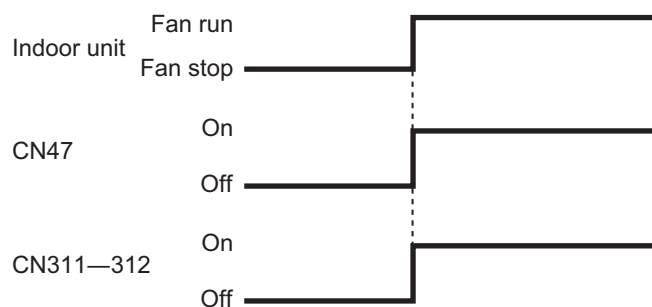
The output is ON when an error is generated for the indoor unit.



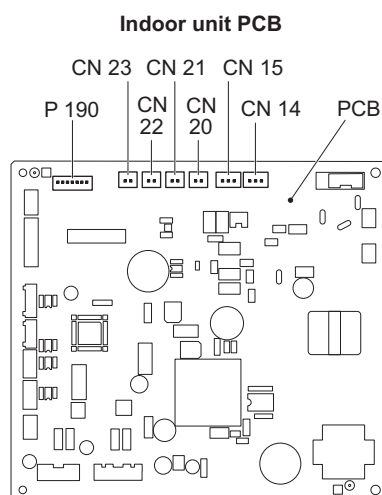
- Indoor unit fan operation status

Function setting / Rotary SW on External Input and Output PCB	External output		Output signal	Command
60-10 / C	Output of indoor unit	CN47	Off → On	Fan run
			On → Off	Fan stop
60-00 / 2	External Input and Output PCB	CN311	Off → On	Fan run
60-09 / B			On → Off	Fan stop
60-11 / D		CN312	Off → On	Fan run
60-00 / 1			On → Off	Fan stop

Output signal	Condition
On Low → High	The indoor unit fan is operating.
Off High → Low	The fan is stopped or during cold air prevention. During thermostat off when in dry mode operation.



12-6. Floor type



PCB	External input	External output	Connector	Input signal
Indoor unit	Operation/Stop	—	CN14	Edge
	Forced stop		CN15	
	Forced thermostat off			
	—	Operation status	CN20/CN21/ CN22/CN23	—
		Error status		
		Indoor unit fan operation status		
		External heater output		

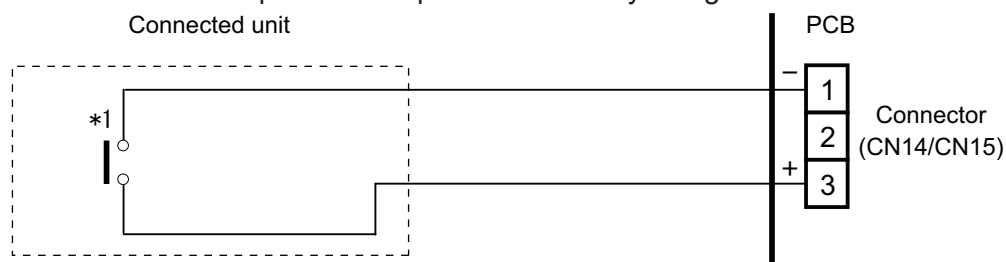
External input

With using external input function, some functions on this product can be controlled from an external device.

- “Operation/Stop” mode can be selected with function setting of indoor unit.
- A twisted pair cable (22AWG) should be used. Maximum length of cable is 150 m.
- The wire connection should be separate from the power cable line.

Indoor unit

Indoor unit functions such as Operation/Stop can be done by using indoor unit connectors.



*1: The switch can be used on the following condition: DC 12 V to 24 V, 1 mA to 15 mA.

External output

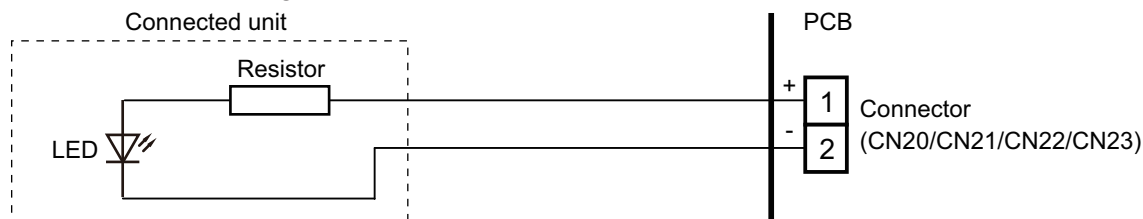
Use an external output cable with appropriate external dimension, depending on the number of cables to be installed.

Indoor unit

- A twisted pair cable (22AWG) should be used. Maximum length of cable is 25 m .
- Output voltage: High DC 12 V \pm 2 V, Low 0 V.
- Permissible current: 50 mA
- For details, refer to Chapter 12-6-3. "[Combination of external input and output](#)" on page 248.

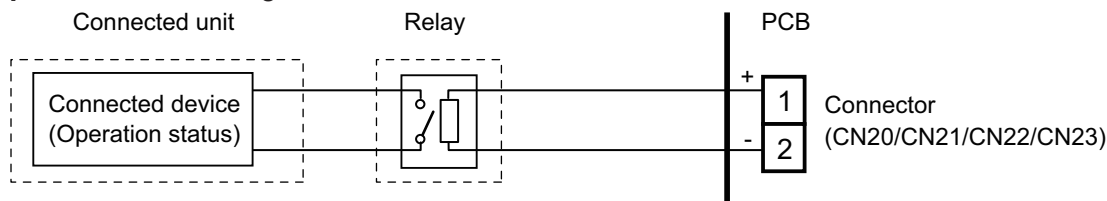
When indicator or other components are connected directly

Example: Function setting 60 is set to "00"



When connecting with a device equipped with a power supply

Example: Function setting 60 is set to "00"



■ Combination of external input and output

By combining the function setting of the indoor unit, you can select various combinations of functions.

Combination examples of external input and output are as follows:

Mode	Function setting	External input	
		Indoor unit	
		CN14	CN15
0	60-00	Operation/Stop (Function setting 46-00) or Forced stop (Function setting 46-02)	Forced thermostat Off
9	60-09		Forced thermostat Off
10	60-10		Forced thermostat Off
11	60-11		Forced thermostat Off
12	60-12		Forced thermostat Off

Mode	Function setting	External output			
		Indoor unit			
		CN20	CN21	CN22	CN23
0	60-00	Operation/Stop	Error status	Indoor unit fan operation status	External heater output
9	60-09	Error status	Operation/Stop	Indoor unit fan operation status	External heater output
10	60-10	Indoor unit fan operation status	Operation/Stop	Error status	External heater output
11	60-11	External heater output	Operation/Stop	Indoor unit fan operation status	Error status

NOTE: Input of Operation/Stop depends on the setting of function setting 46.

00: Operation/Stop mode 1 (Remote controller enabled)

01: (Setting prohibited)


02: Forced stop

03: Operation/Stop mode 2 (Remote controller disabled)

● Input signal type

• Indoor unit

Input signal type is only "Edge".

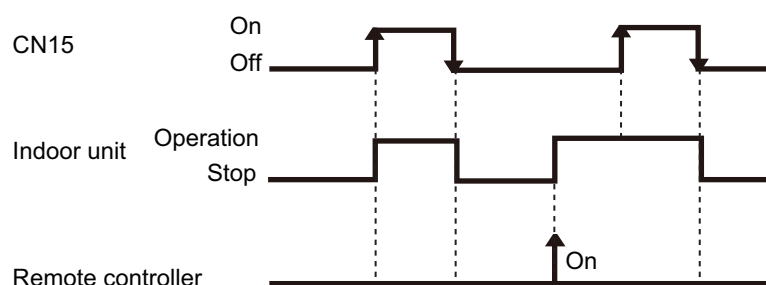


■ Details of function

● Control input function

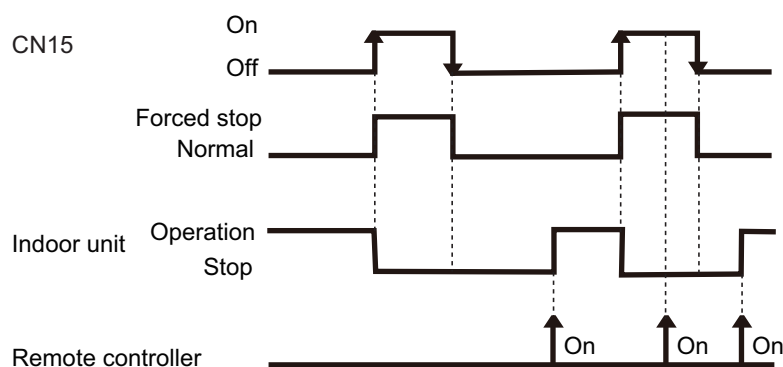
- When function setting is "Operation/Stop" mode 1
 - In the case of "Edge" input

Mode	Function setting		External input		Input signal	Command
0	46-00	—	Input of indoor unit	CN14	Off → On	Operation
		—			On → Off	Stop
	60-00	—	Input of indoor unit	CN15	Off → On	Operation
		—			On → Off	Stop



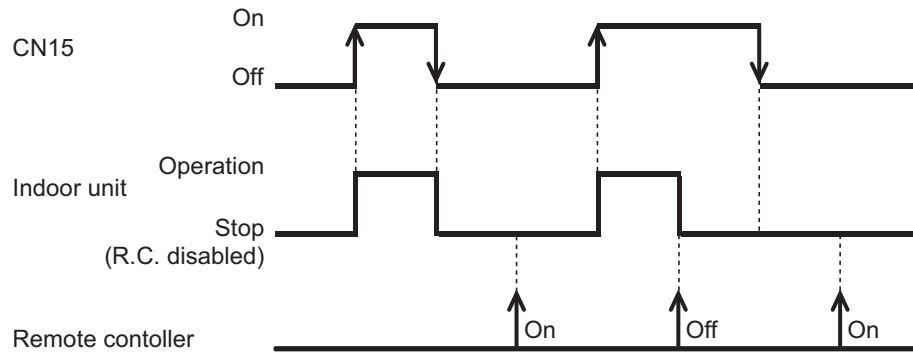
- When function setting is "Forced stop" mode
 - In the case of "Edge" input

Mode	Function setting		External input		Input signal	Command
0	46-02	—	Input of indoor unit	CN14	Off → On	Forced stop
		—			On → Off	Normal
	60-00	—	Input of indoor unit	CN15	Off → On	Forced stop
		—			On → Off	Normal



- When function setting is "Operation/Stop" mode 2
 - In the case of "Edge" input

Mode	Function setting		External input		Input signal	Command
0	46-03	—	Input of indoor unit	CN14	Off → On	Operation
					On → Off	Stop (Remote controller disabled)
		60-00		CN15	Off → On	Operation
					On → Off	Stop (Remote controller disabled)

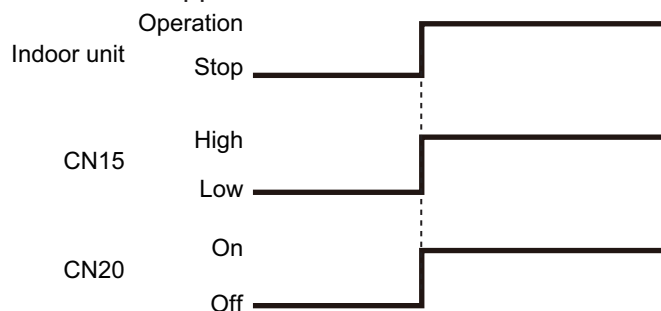


● Control output function

• Operation/Stop status

Mode	Function setting	External output		Output signal	Command
0	60-00	Output of indoor unit	CN15	Low → High	Operation
				High → Low	Stop
0	60-00		CN20	Off → On	Operation
				On → Off	Stop

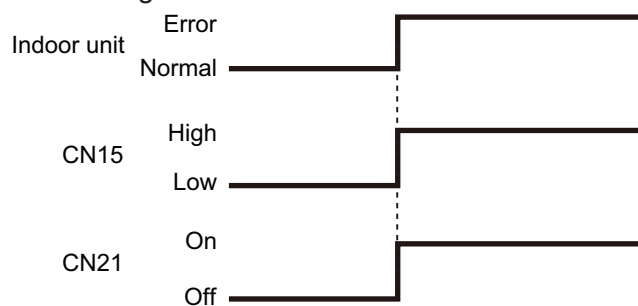
The output is low when the unit is stopped.



• Error status

Mode	Function setting	External output		Output signal	Command
9	60-09	Output of indoor unit	CN15	Low → High	Error
				High → Low	Normal
0	60-00		CN21	Off → On	Error
				On → Off	Normal

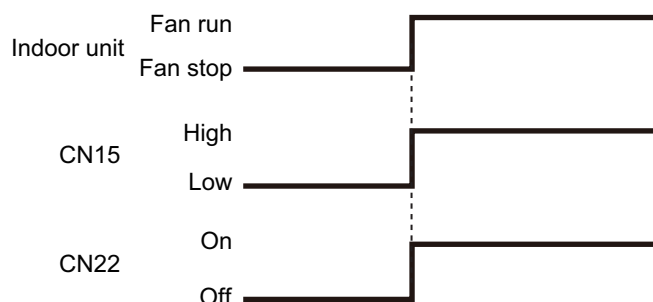
The output is ON when an error is generated for the indoor unit.



Indoor unit fan operation status

Mode	Function setting	External output		Output signal	Command
10	60-10	Output of indoor unit	CN15	Low → High	Fan run
				High → Low	Fan stop
0	60-00	Output of indoor unit	CN22	Off → On	Fan run
				On → Off	Fan stop

Output signal	Condition
On Low → High	The indoor unit fan is operating.
Off High → Low	The fan is stopped or during cold air prevention. During thermostat off when in dry mode operation.



Setpoint Attainment status

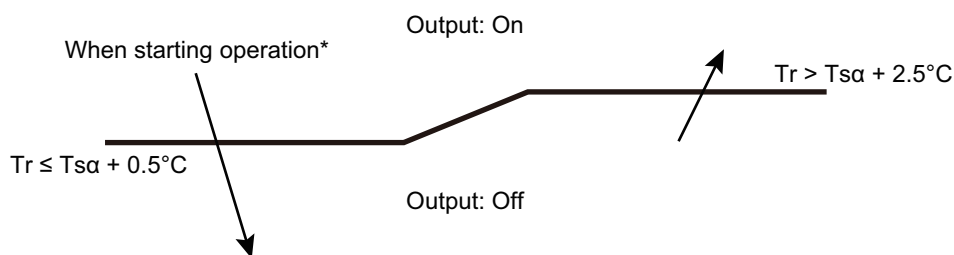
NOTE: This function is valid only when function setting 96 is set to “01” (Primary unit) or “02” (Secondary unit).

When the room temperature does not reach the setpoint at a room due to the lower cooling performance caused by external factor such as the outdoor temperature change, signal is output to tell the attainment status of setpoint.

Mode	Function setting	External output		Output signal	Command
12	60-12	Output of indoor unit	CN15	On → Off	Normal
				Off → On	Setpoint Attainment

Output signal	Condition
Off	Reached the setpoint. ($T_r \leq T_{sa} + 0.5^\circ\text{C}$)
On	Unreached the setpoint. ($T_r > T_{sa} + 2.5^\circ\text{C}$) However, even if the setpoint unreached, the signal will not be output for 7 minutes after power is turned on.

When performing the server room control, both of the primary unit and secondary unit output the setpoint attainment status if any of the unit is outputting alternative operation command.

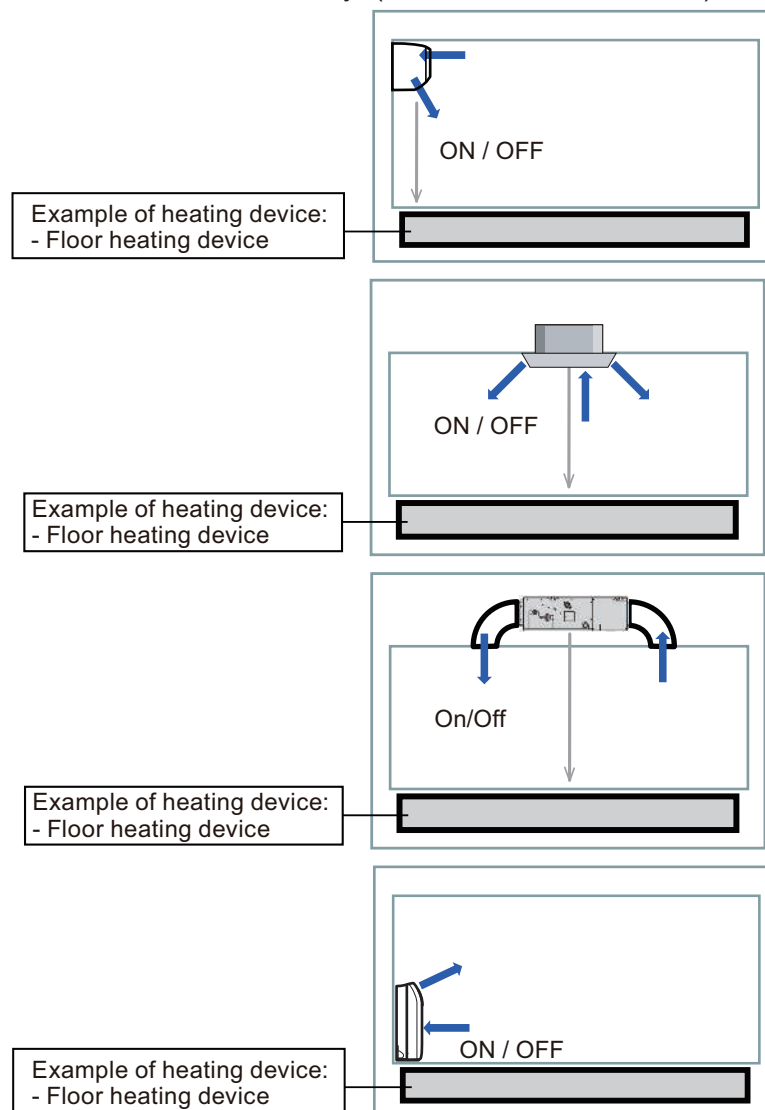


*: When starting operation or resetting, judges the zone to descending direction.

● External heater output

• Installation configuration of individual connection

External heating device is installed individually. (No use of indoor unit fan)



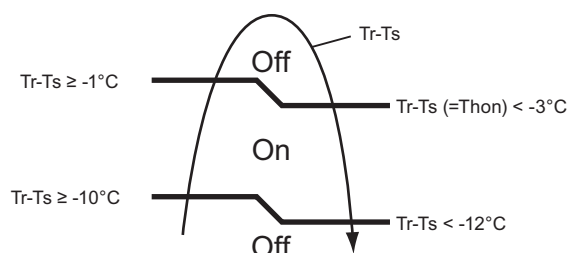
⚠ WARNING

- Design and install external heater appropriately with considering its protection.
- Inappropriate designing and installation of external heater may cause a fire by emitted heat from the external heater.
- Fujitsu General Ltd. is not responsible for inappropriate designing or installation of external heating device.

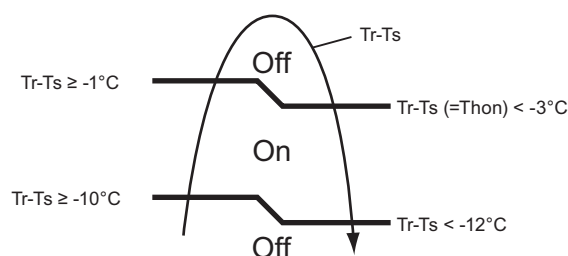
• Auxiliary heater control 1

Operation	Condition
Heater on	Heater is on as shown in following diagram of heating temperature.
Heater off	<ul style="list-style-type: none"> Heater is off as shown in following diagram of heating temperature. Other than heating mode Error occurred Forced thermostat off Fan stop protection

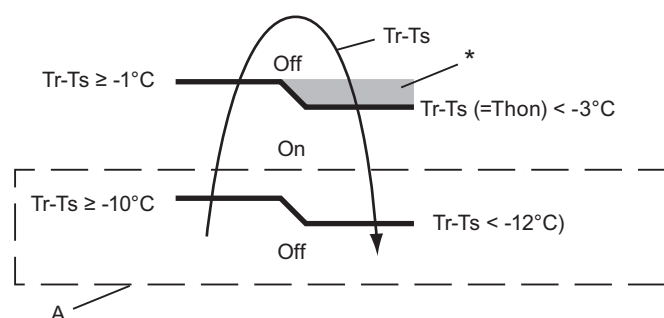
- Temperature of heater on (Thon): Adjustable by function number 62 (Operating temperature switching of external heaters).
- All control temperatures will shift by adjusting “Thon”.



Tr: Room temperature
Ts: Set temperature
Thon: Heater on temperature



Tr: Room temperature
Ts: Set temperature
Thon: Heater on temperature



Tr: Room temperature
Ts: Set temperature
Thon: Heater on temperature

*: When room temperature stays in this zone for a specific time, auxiliary heater is turned on. For details, refer to function number 71.

Example: When set temperature (Ts) is 22°C (Factory setting),

- and room temperature (Tr) increases above 12°C, signal output is on.
- and room temperature (Tr) increases above 21°C, signal output is off.
- and room temperature (Tr) decreases below 19°C, signal output is on.
- and room temperature (Tr) decreases below 10°C, signal output is off.

13. Group connection

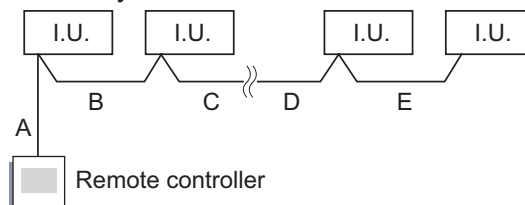
NOTE: Group control cannot be used together with WLAN Adapter.

Installation procedure for group control system:

A number of indoor units can be operated at the same time using a single remote controller.

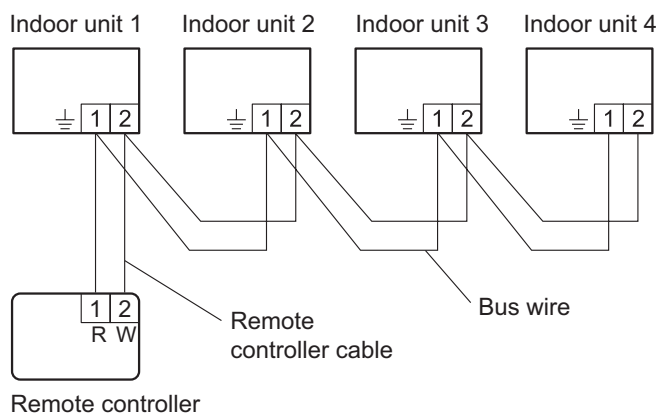
NOTE: When different type of indoor units (such as wall mounted type and cassette type, cassette type and duct type, or other combinations) are connected using group control system, some functions may no longer be available.

1. Connect up to 16 indoor units in a system.

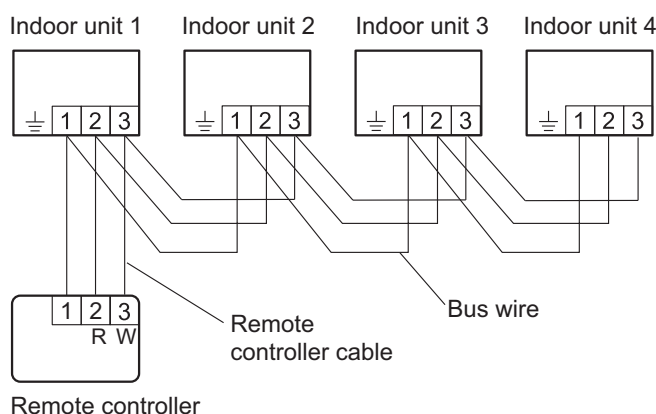


A, B, C, D, E: Remote controller cable		
Wiring length limitation	UTY-RVRG	$A + B + C + D + E \leq 70 \text{ m}$
	Other than UTY-RVRG	$A + B + C + D + E \leq 500 \text{ m}$

Example of wiring method



Example of wiring method



2. Set the remote controller address. (Function setting)

- Addresses will be automatically set when initially starting up this unit. In such a case, do not change the remote controller address for the indoor unit, and keep it at the initial setting of "00".
- Only set addresses manually when using different numbers for addresses.
Set the remote controller address of each indoor unit using the function setting. (Refer to "Remote controller address setting" in ["Contents of function setting"](#) on page 360.)

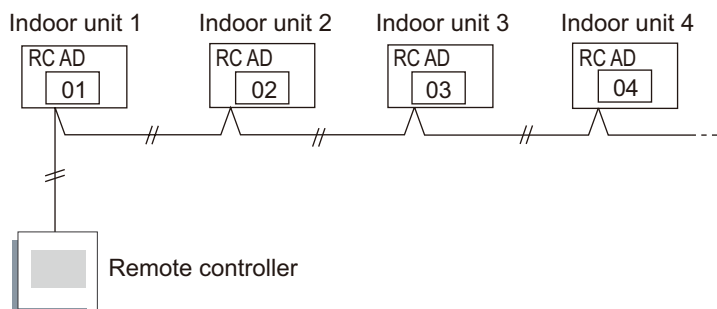
NOTES:

- Do not use the same setting value.
- Setting is reflected after the power is turned on again.

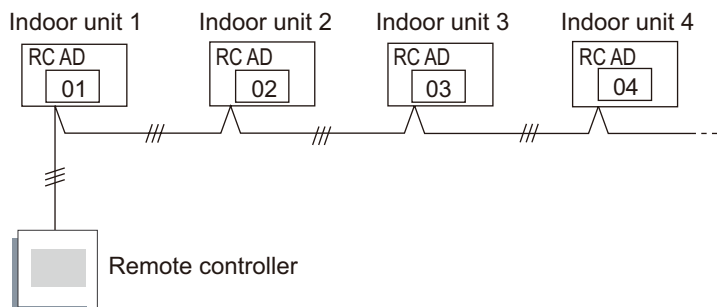
Also set the remote controller address for the remote controller. For details, refer to the remote controller installation manual.

NOTE: In manual setting, connect up to 15 indoor units in a system.

Example of wiring method



Example of wiring method

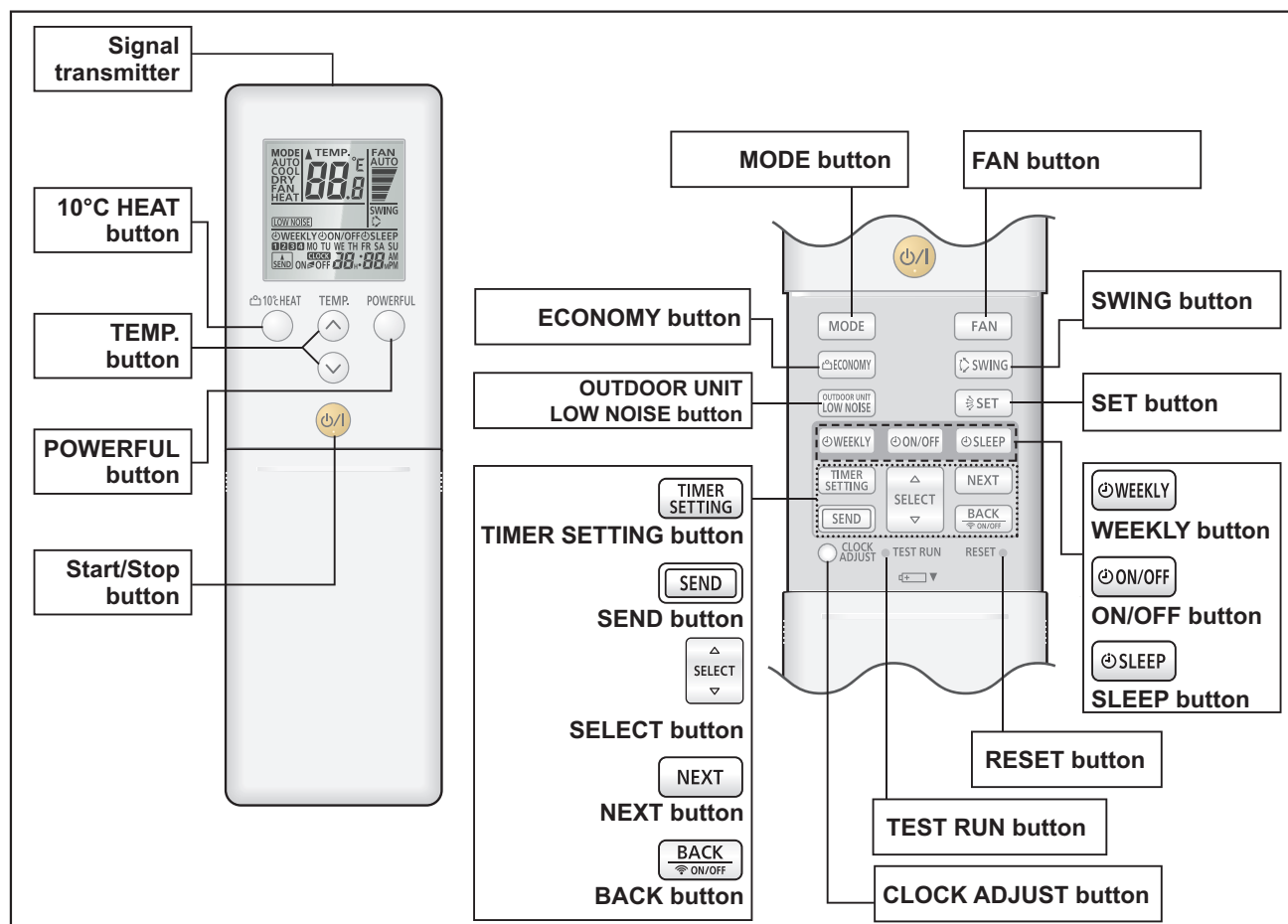


14. Remote controller

14-1. Wireless remote controller (AR-REW4E, AR-REM4E, AR-REB1E, and AR-REJ1E)

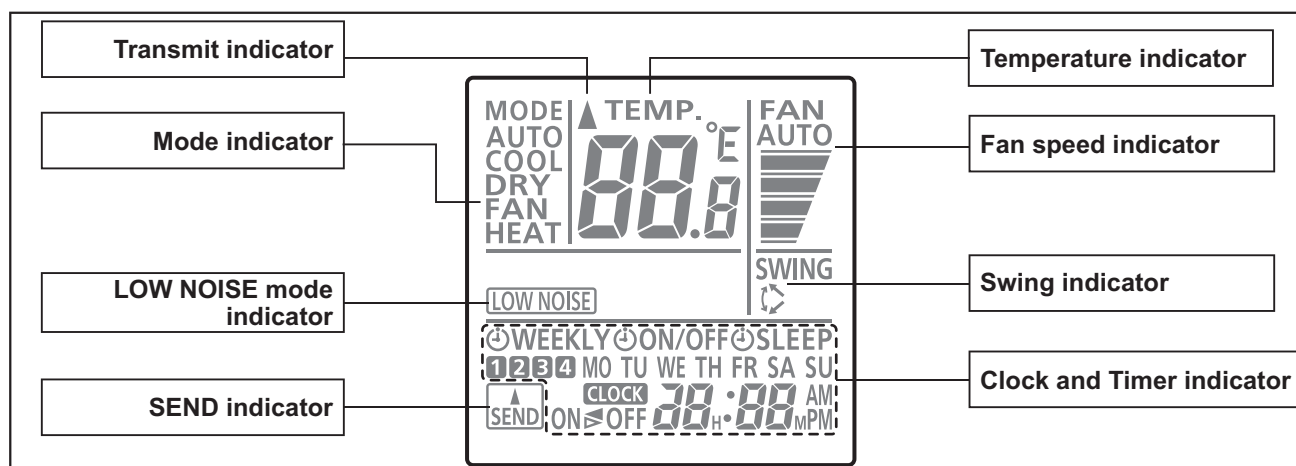
Overview

AR-REW4E



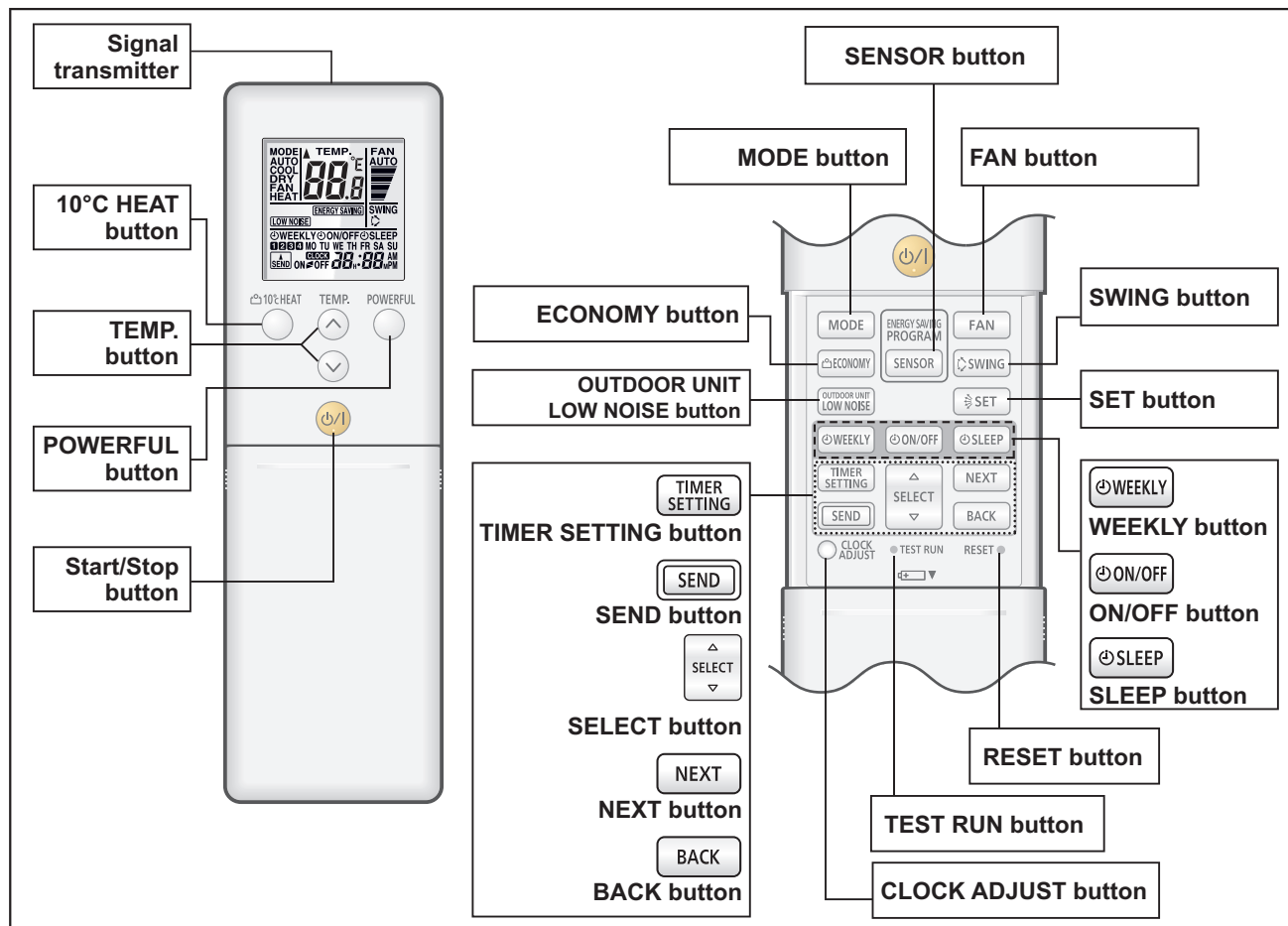
NOTE: Functions may differ by type of the indoor unit. For details, refer to the operation manual.

Display panel



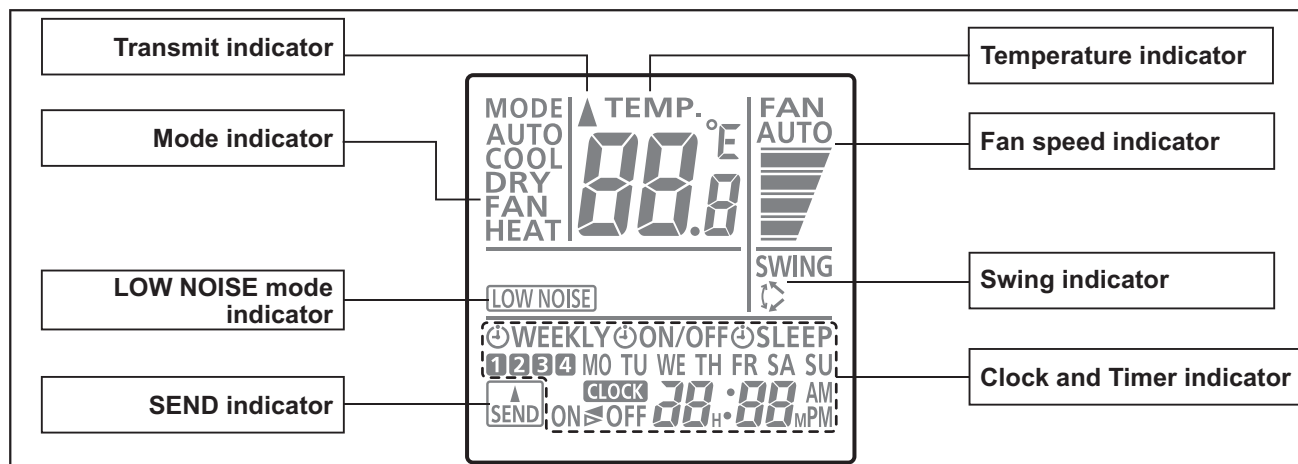
To facilitate explanation, the accompanying illustration has been drawn to show all possible indicators; in actual operation, however, the display will only show those indicators appropriate to the current operation.

AR-REM4E



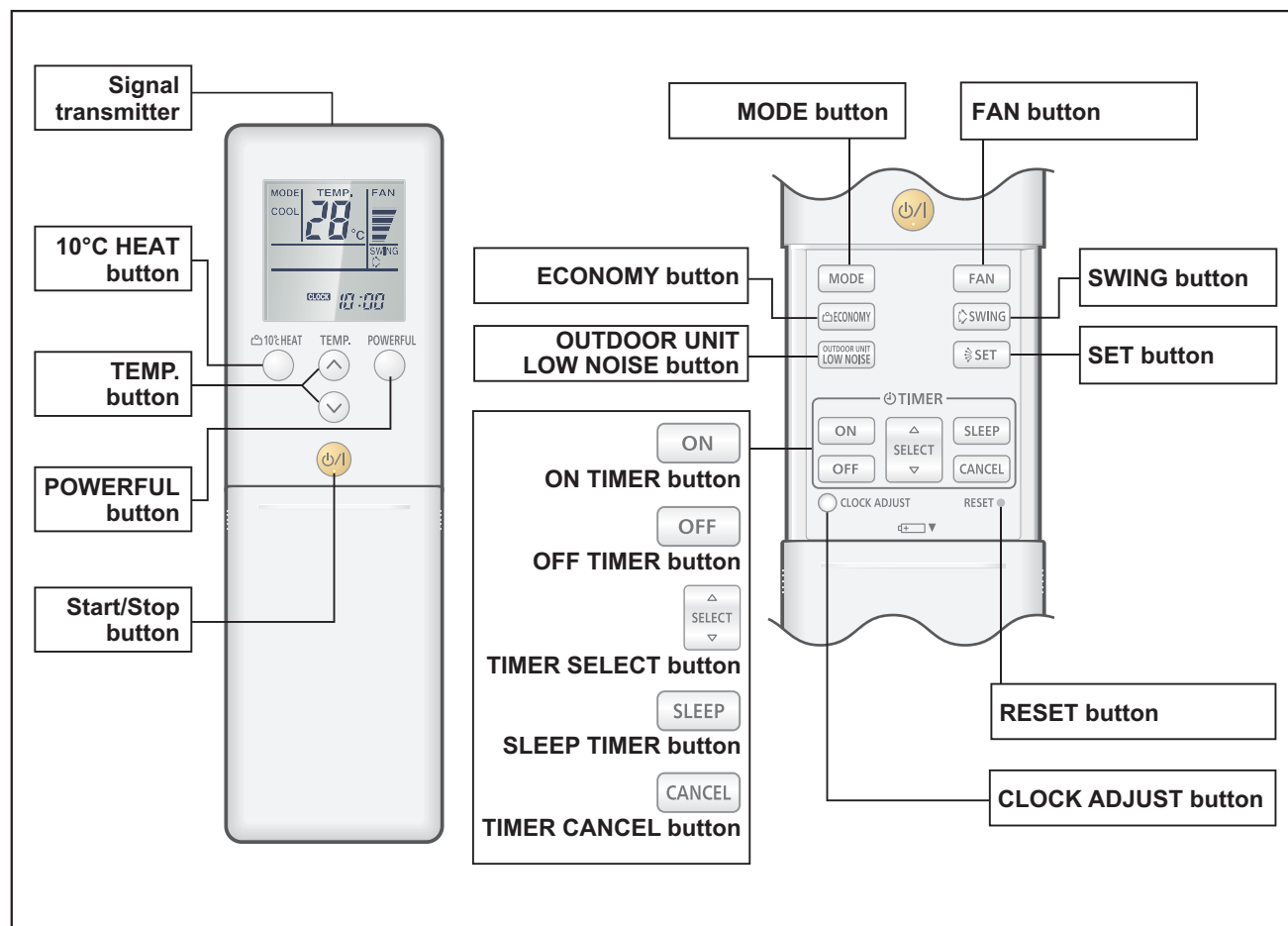
NOTE: Functions may differ by type of the indoor unit. For details, refer to the operation manual.

Display panel



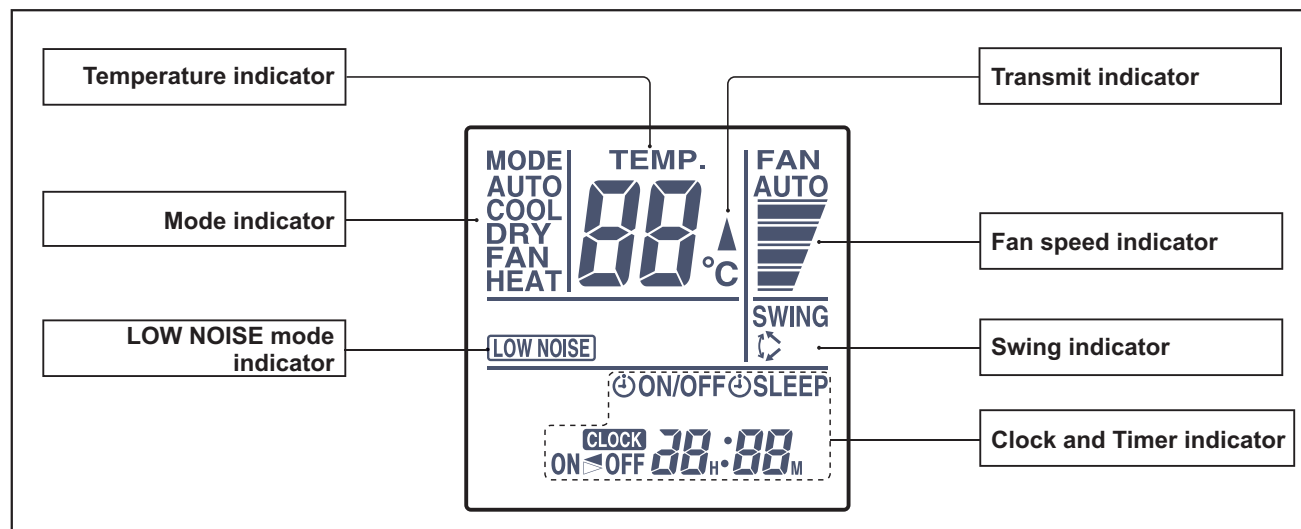
To facilitate explanation, the accompanying illustration has been drawn to show all possible indicators; in actual operation, however, the display will only show those indicators appropriate to the current operation.

AR-REB1E



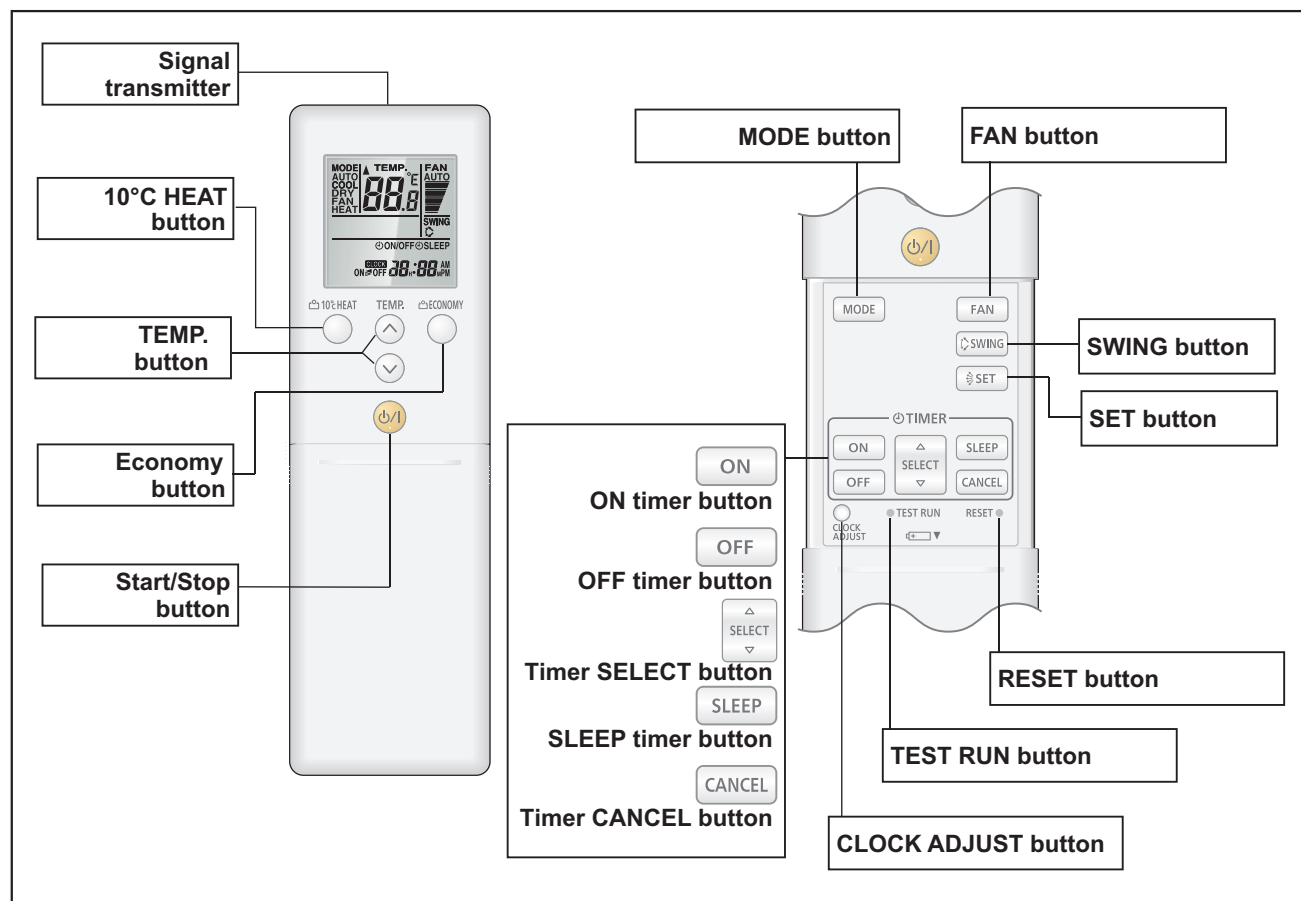
NOTE: Functions may differ by type of the indoor unit. For details, refer to the operation manual.

Display panel



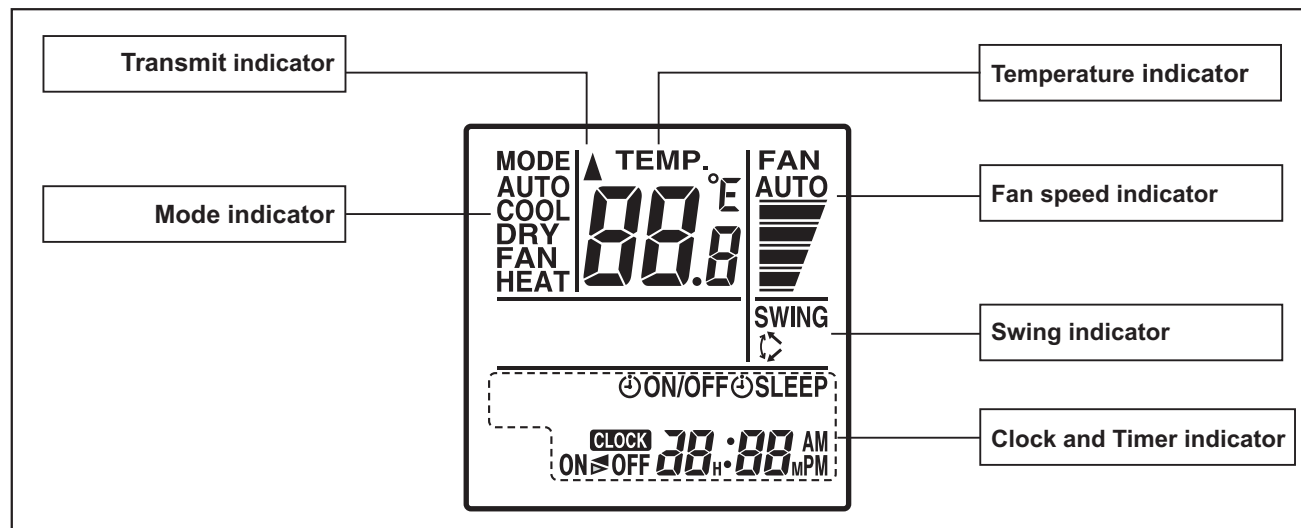
To facilitate explanation, the accompanying illustration has been drawn to show all possible indicators; in actual operation, however, the display will only show those indicators appropriate to the current operation.

AR-REJ1E



NOTE: Functions may differ by type of the indoor unit. For details, refer to the operation manual.

Display panel

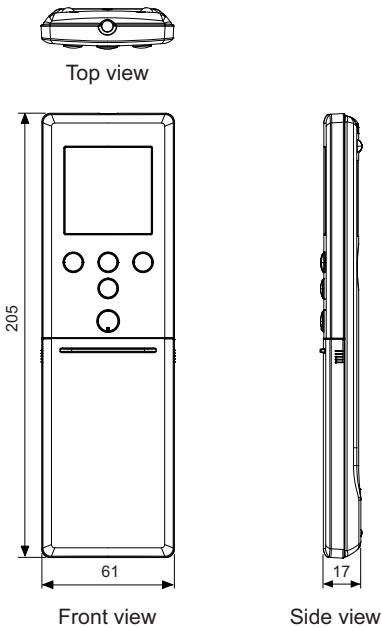


To facilitate explanation, the accompanying illustration has been drawn to show all possible indicators; in actual operation, however, the display will only show those indicators appropriate to the current operation.

■ Specifications

● Controller

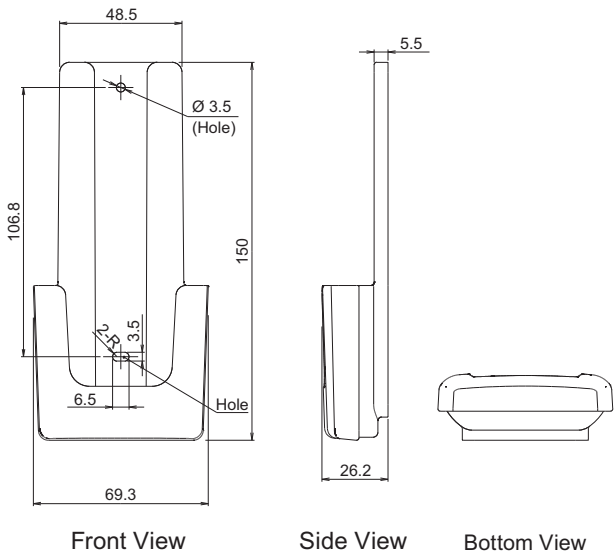
Unit: mm



Size (H × W × D)	mm	205 × 61 × 17
Weight	g	124 (without batteries)

● Holder

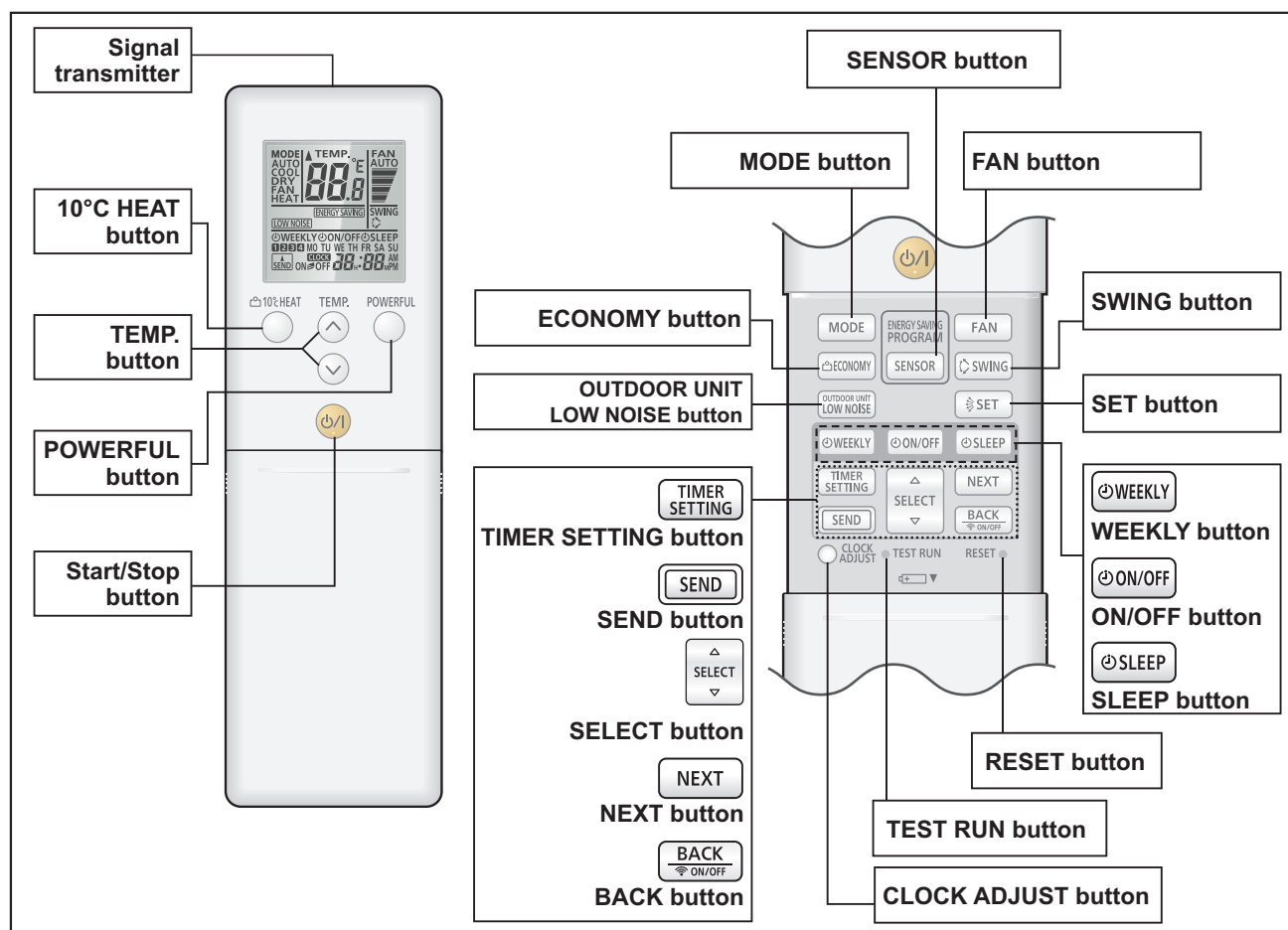
Unit: mm



Size (H × W × D)	mm	150 × 69.3 × 26.2
Weight	g	27

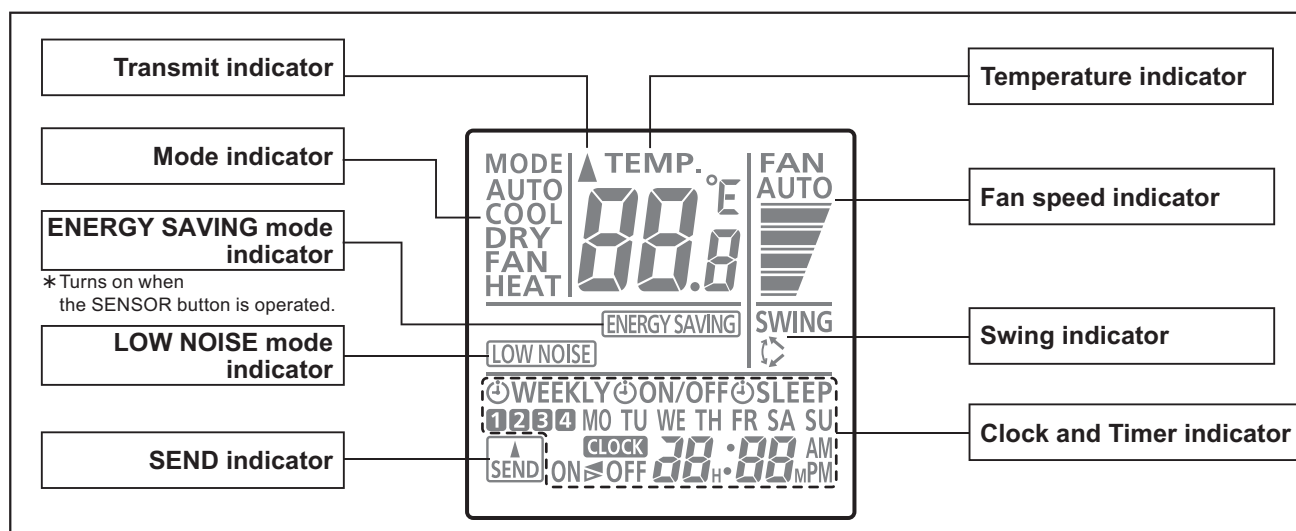
14-2. Wireless remote controller (AR-REW3E)

Overview



NOTE: Functions may differ by type of the indoor unit. For details, refer to the operation manual.

Display panel

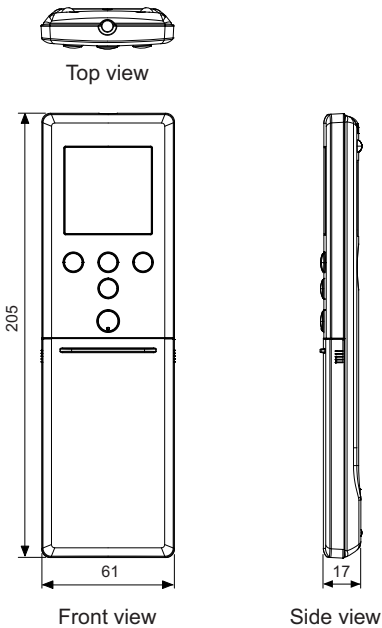


To facilitate explanation, the accompanying illustration has been drawn to show all possible indicators; in actual operation, however, the display will only show those indicators appropriate to the current operation.

■ Specifications

● Controller

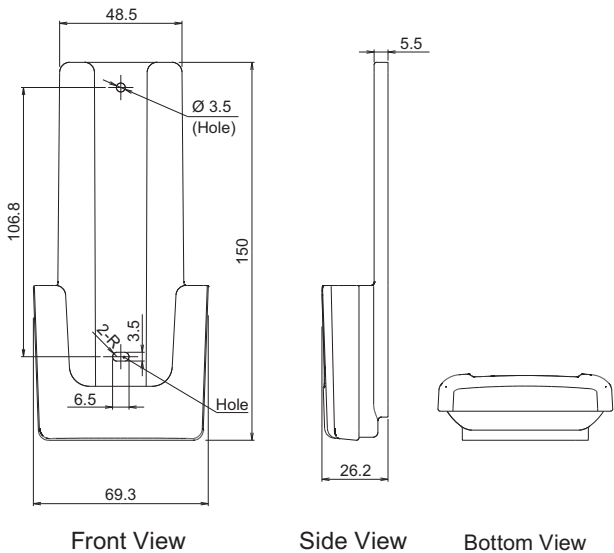
Unit: mm



Size (H × W × D)	mm	205 × 61 × 17
Weight	g	124 (without batteries)

● Holder

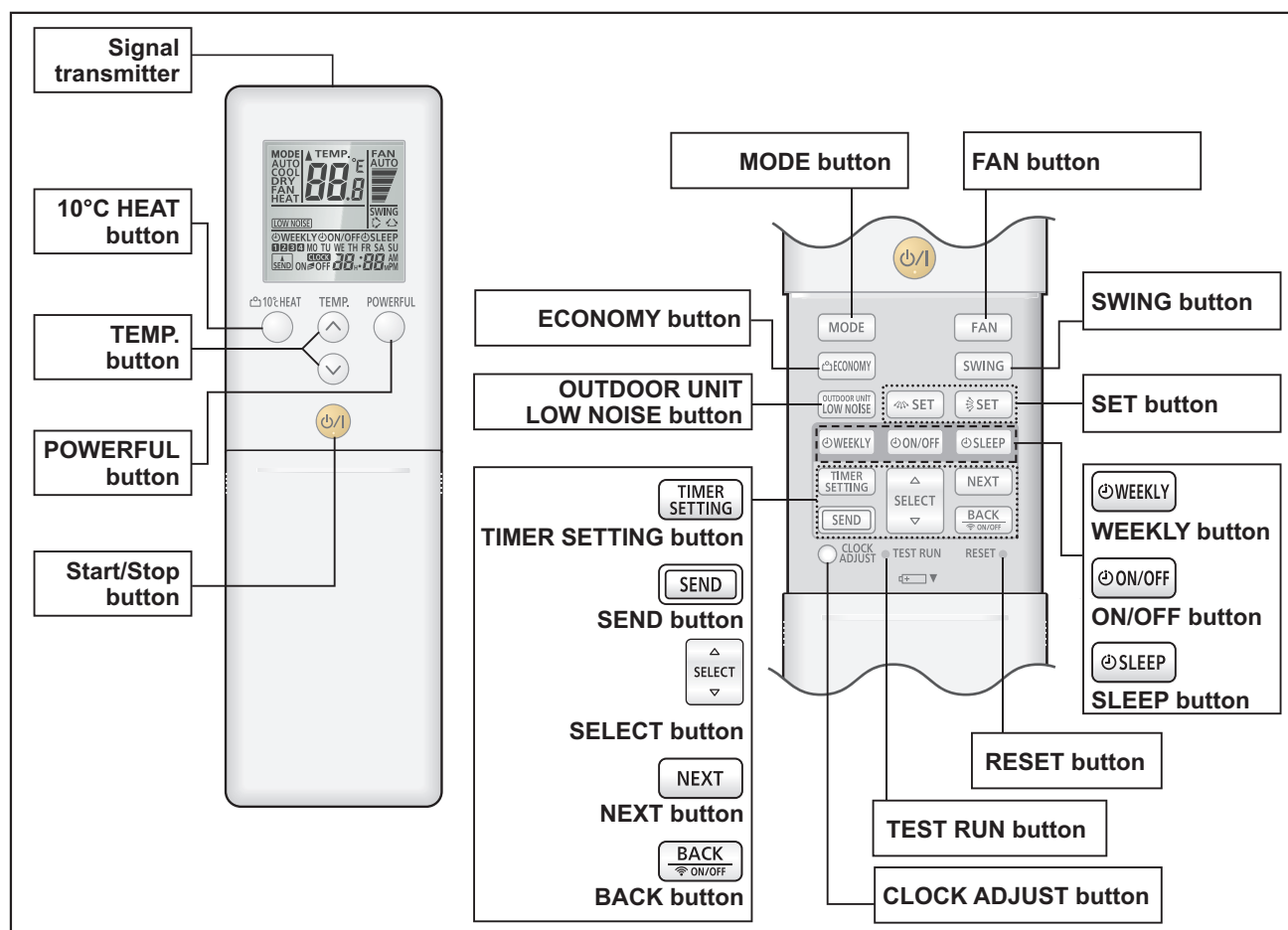
Unit: mm



Size (H × W × D)	mm	150 × 69.3 × 26.2
Weight	g	27

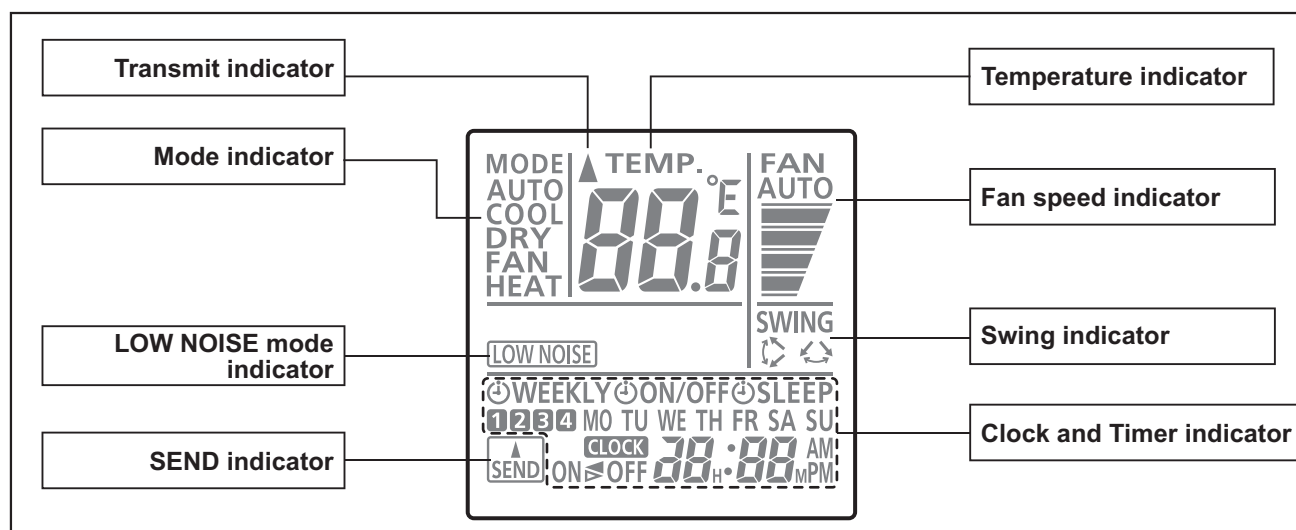
14-3. Wireless remote controller (AR-REW2E)

Overview



NOTE: Functions may differ by type of the indoor unit. For details, refer to the operation manual.

Display panel

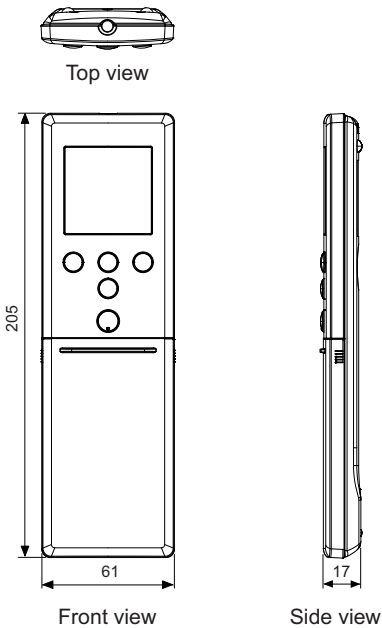


To facilitate explanation, the accompanying illustration has been drawn to show all possible indicators; in actual operation, however, the display will only show those indicators appropriate to the current operation.

■ Specifications

● Controller

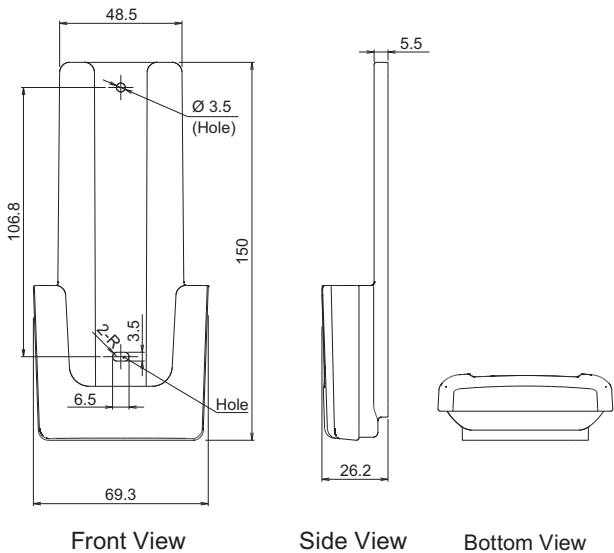
Unit: mm



Size (H × W × D)	mm	205 × 61 × 17
Weight	g	125 (without batteries)

● Holder

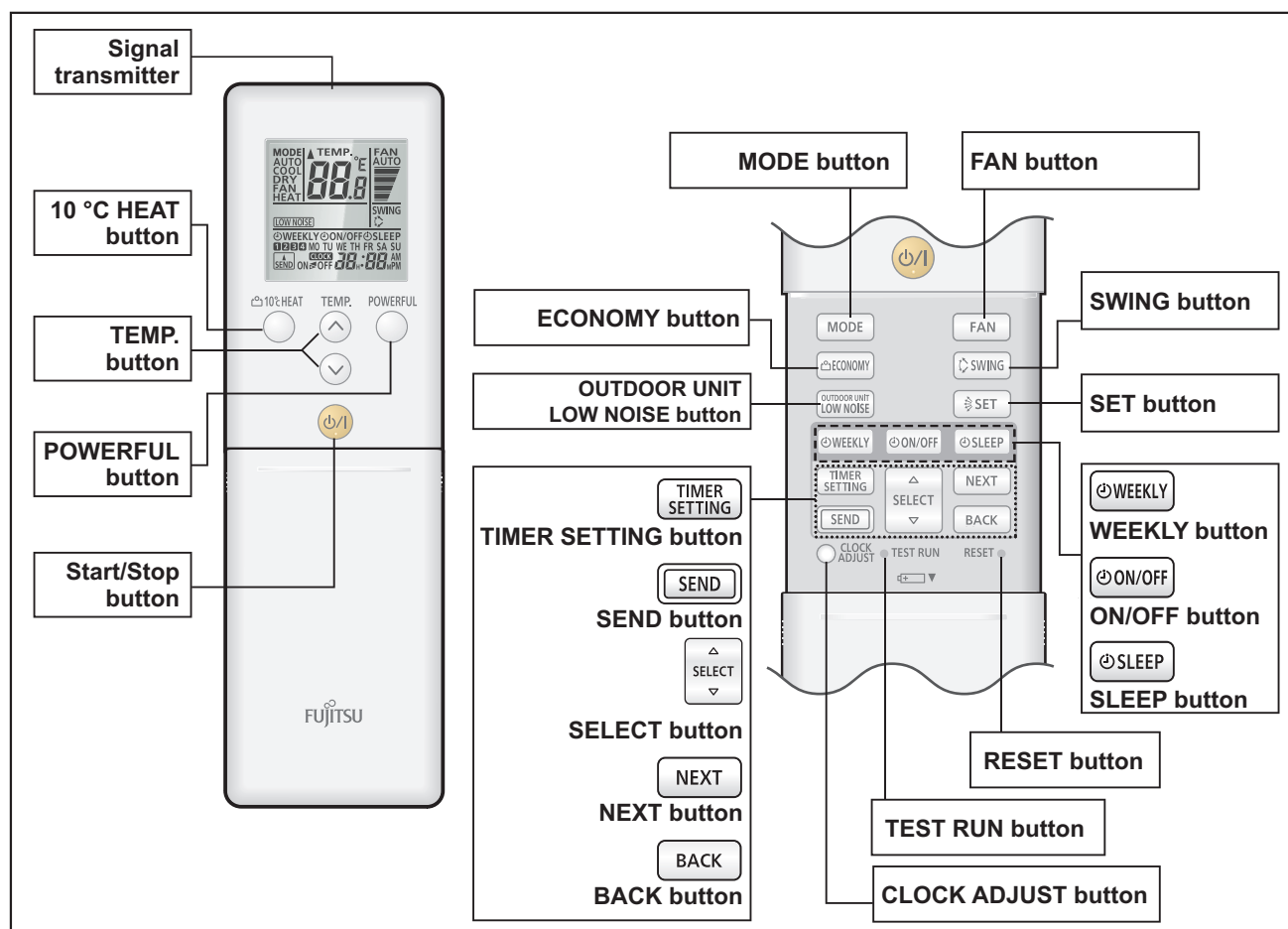
Unit: mm



Size (H × W × D)	mm	150 × 69.3 × 26.2
Weight	g	27

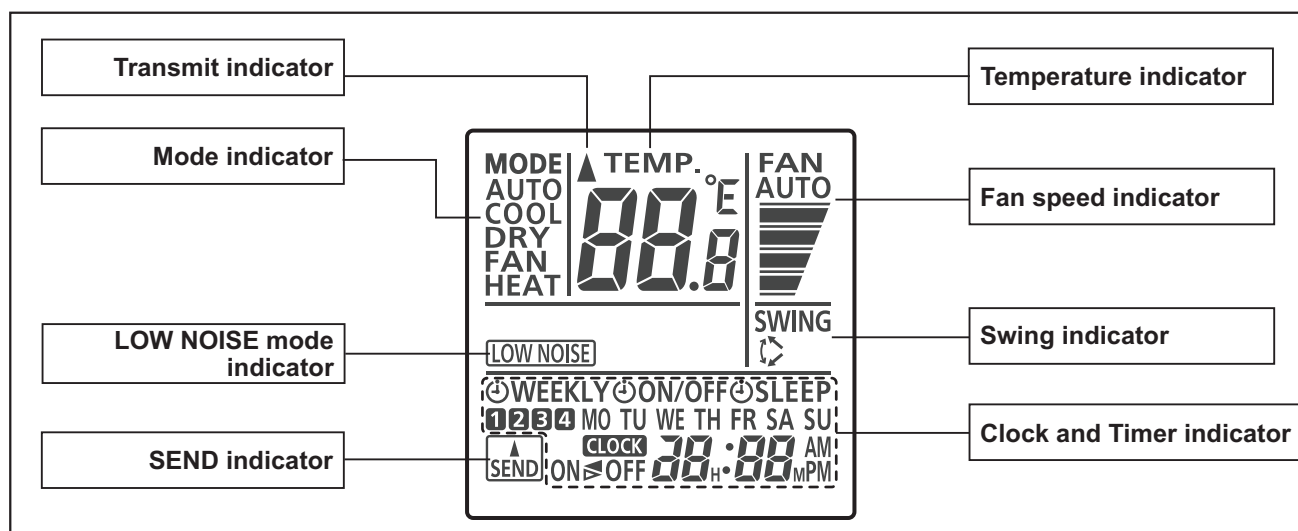
14-4. Wireless remote controller (AR-REM7E)

Overview



NOTE: Functions may differ by type of the indoor unit. For details, refer to the operation manual.

Display panel

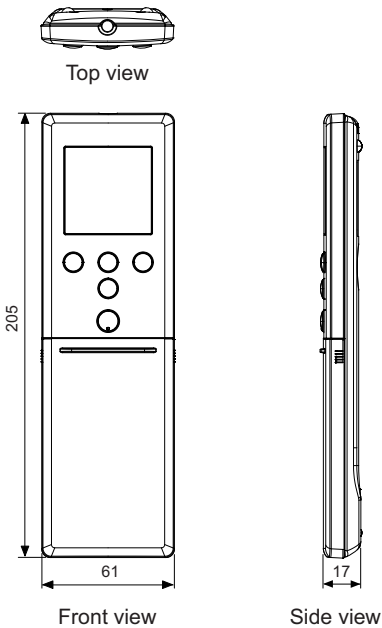


To facilitate explanation, the accompanying illustration has been drawn to show all possible indicators; in actual operation, however, the display will only show those indicators appropriate to the current operation.

■ Specifications

● Controller

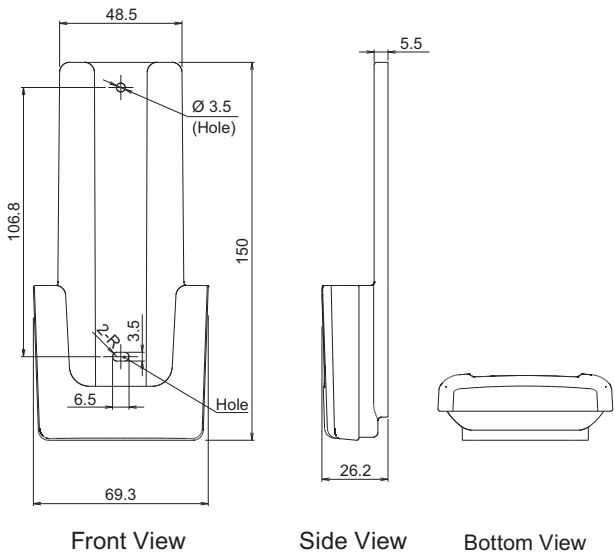
Unit: mm



Size (H × W × D)	mm	205 × 61 × 17
Weight	g	124 (without batteries)

● Holder

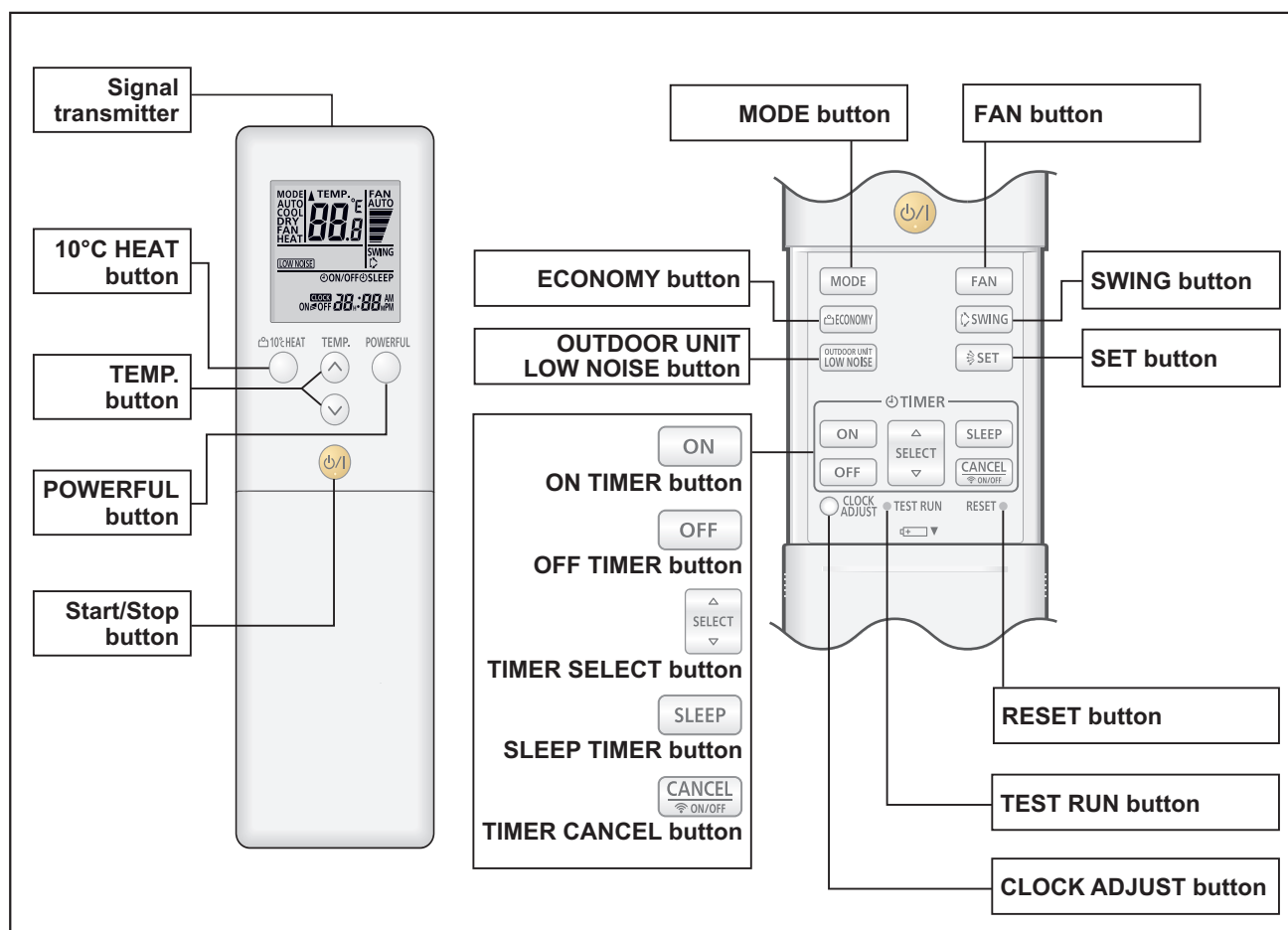
Unit: mm



Size (H × W × D)	mm	150 × 69.3 × 26.2
Weight	g	27

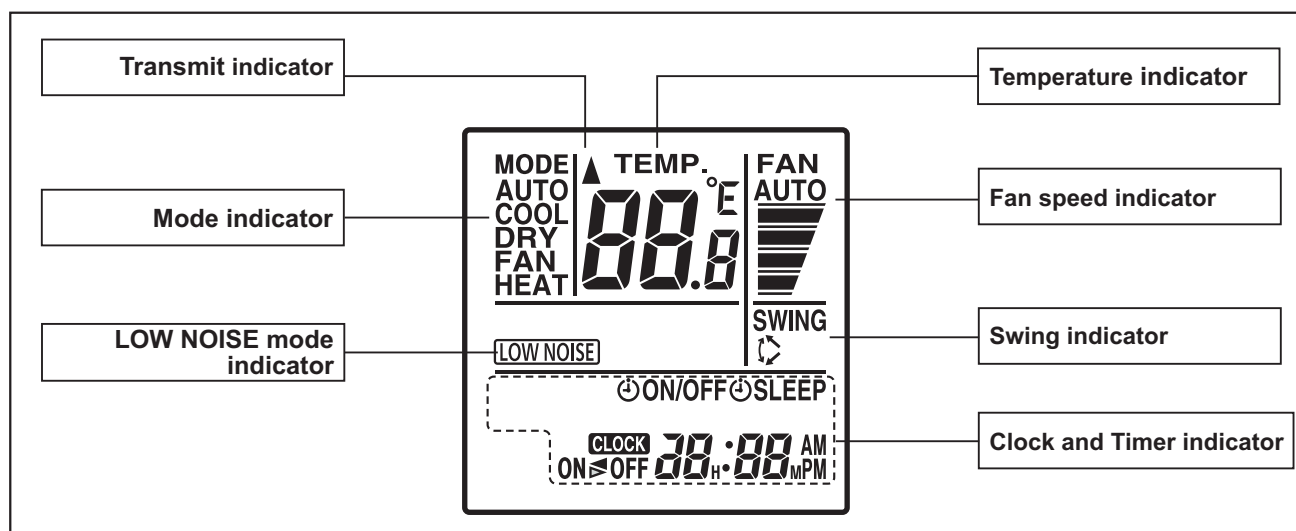
14-5. Wireless remote controller (AR-RMB1E and AR-RMB1E-B)

Overview



NOTE: Functions may differ by type of the indoor unit. For details, refer to the operation manual.

Display panel

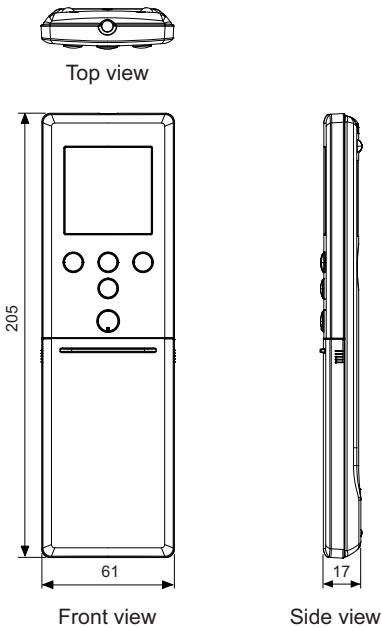


To facilitate explanation, the accompanying illustration has been drawn to show all possible indicators; in actual operation, however, the display will only show those indicators appropriate to the current operation.

■ Specifications

● Controller

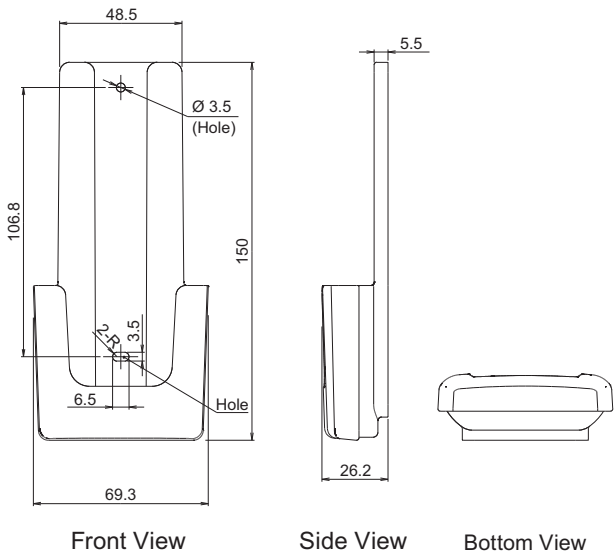
Unit: mm



Size (H × W × D)	mm	205 × 61 × 17
Weight	g	124 (without batteries)

● Holder

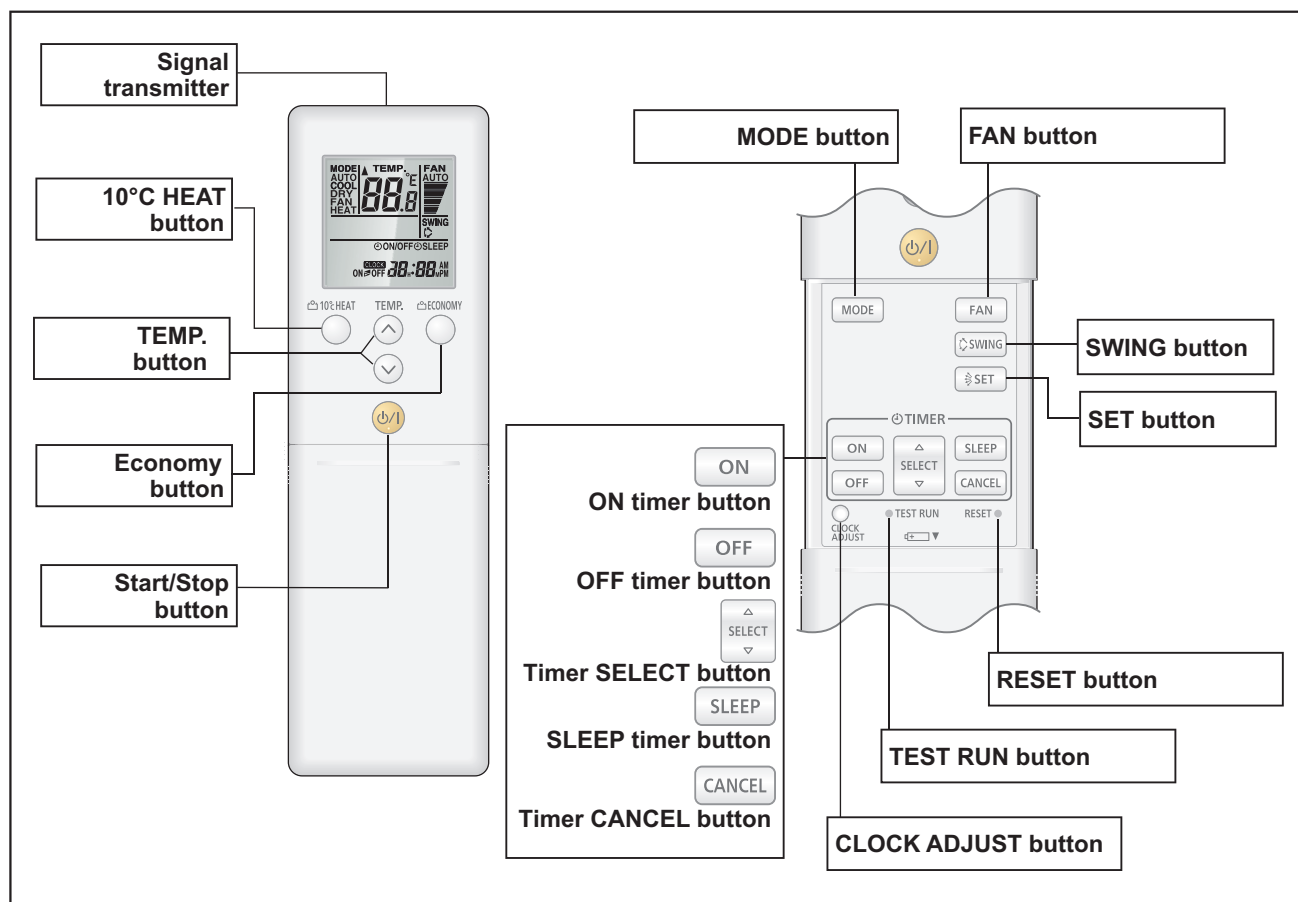
Unit: mm



Size (H × W × D)	mm	150 × 69.3 × 26.2
Weight	g	27

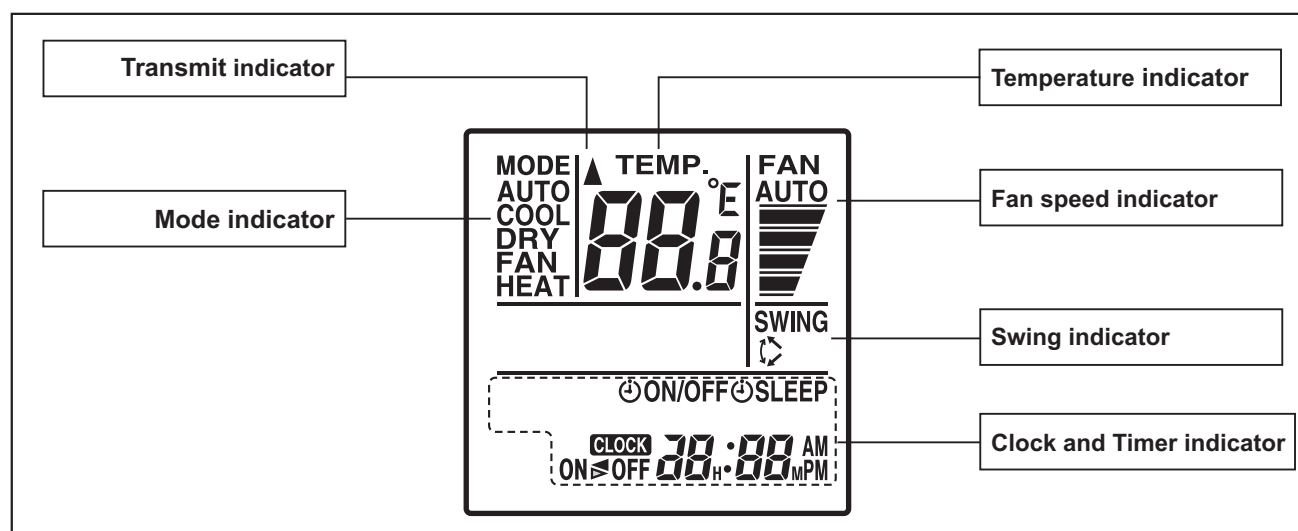
14-6. Wireless remote controller (UTY-LNTG: Optional part) and IR receiver kit with Wireless remote controller (UTY-LBTGM or UTY-LBTGH: Optional part)

Overview



NOTE: Functions may differ by type of the indoor unit. For details, refer to the operation manual.

Display panel

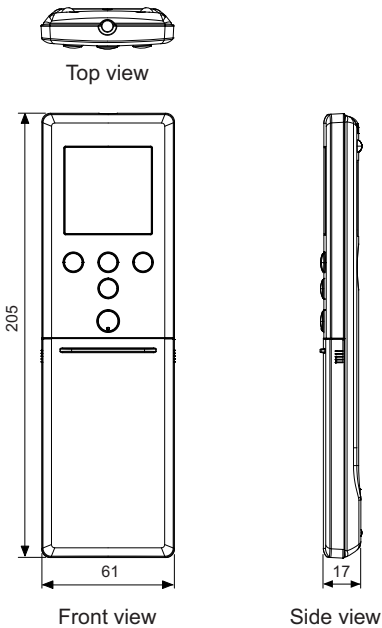


To facilitate explanation, the accompanying illustration has been drawn to show all possible indicators; in actual operation, however, the display will only show those indicators appropriate to the current operation.

Specifications

Controller

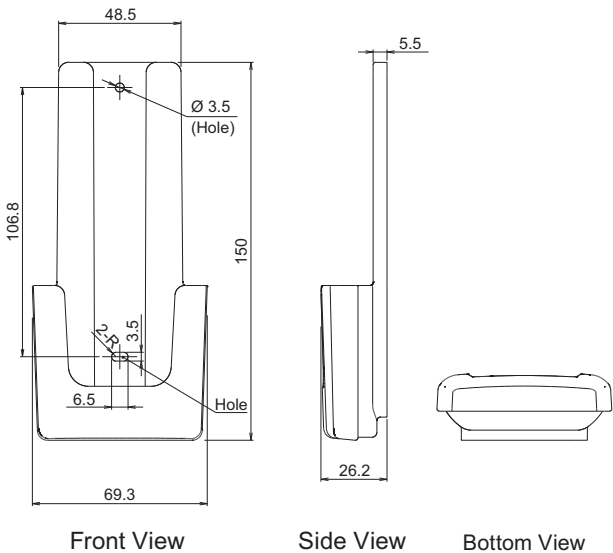
Unit: mm



Size (H × W × D)	mm	205 × 61 × 17
Weight	g	124 (without batteries)

Holder

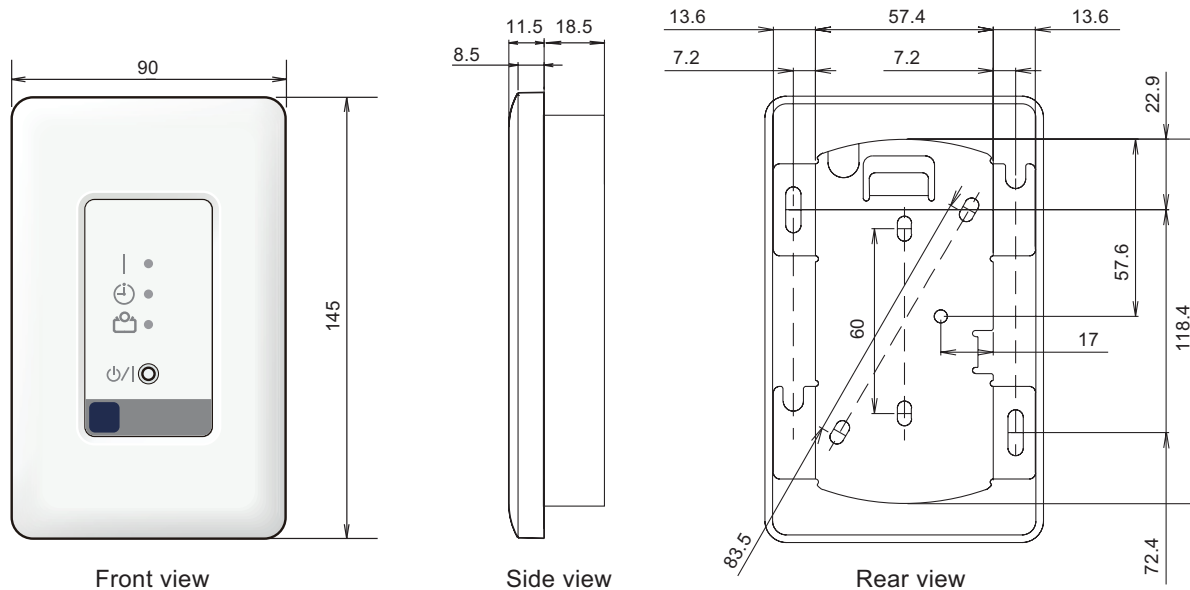
Unit: mm



Size (H × W × D)	mm	150 × 69.3 × 26.2
Weight	g	27

● IR receiver (UTY-LBTGM)

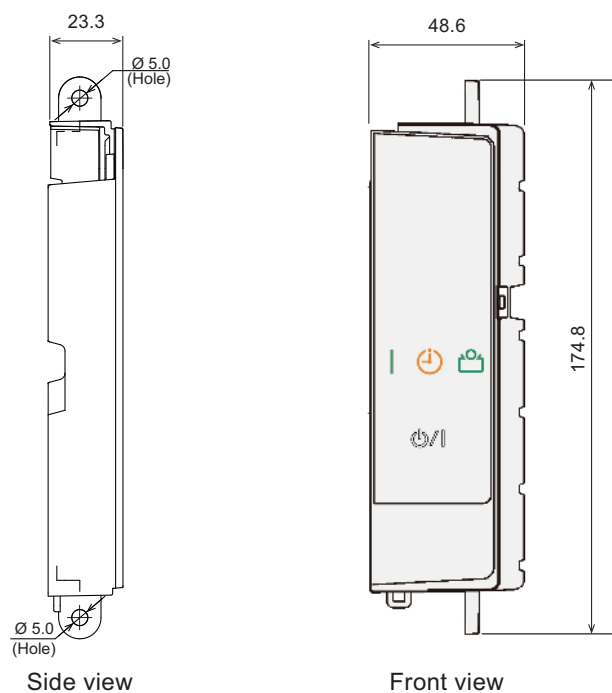
Unit: mm



Size (H × W × D)	mm	145 × 90 × 30
Weight	g	150

● IR receiver (UTY-LBTGH)

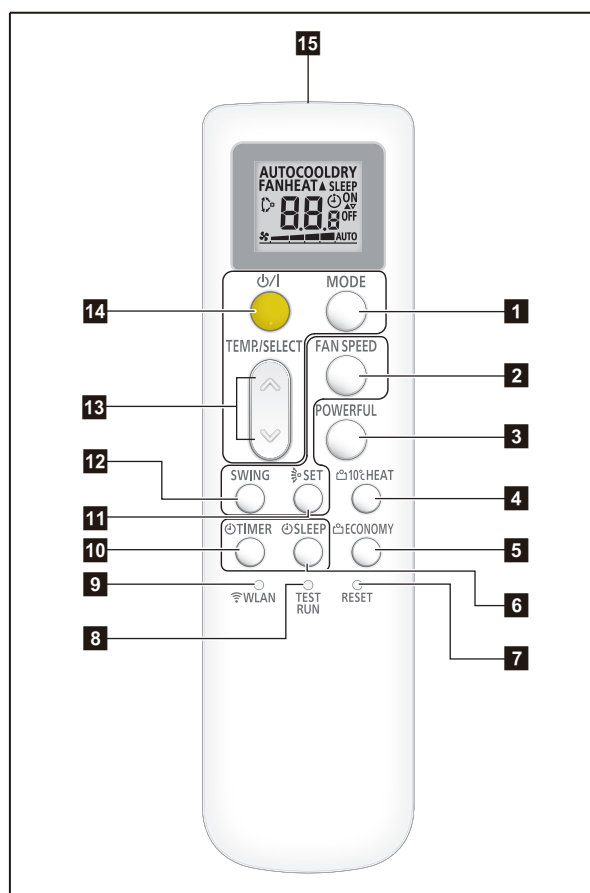
Unit: mm



Size (H × W × D)	mm	174.8 × 48.6 × 23.3
------------------	----	---------------------

14-7. Wireless remote controller (AR-RPF4E)

Overview



1 MODE button

- Switches operation mode (AUTO, COOL, DRY, FAN, and HEAT).
- Starts/ends the remote controller custom code (max. 4 types) change.

2 FAN SPEED button

- Press the FAN SPEED button while the air conditioner is operating, to control fan speed.

3 POWERFUL button

4 10 °C HEAT button

5 ECONOMY button

6 SLEEP TIMER button

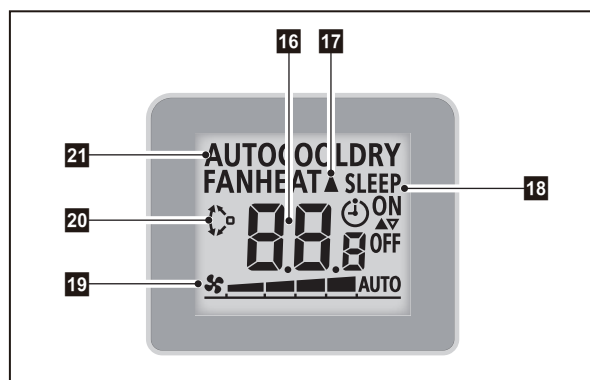
7 RESET button

8 TEST RUN button

- Used only when installing the air conditioner, and should not be used under normal conditions, as it will cause the indoor unit's thermostat malfunction.
- If this button is pressed during normal operation, the indoor unit will switch to test operation mode, and the operation indicator lamp and the timer indicator lamp on the indoor unit will begin to flash simultaneously.
- To stop the test operation mode, press the START/STOP button. Then, the air conditioner stops the operation.

NOTE: If the service check mode starts unintentionally and “-” appears on the remote controller display, press the START/STOP button to end this operation.

Display panel



9 WLAN button

- Starts the wireless LAN setting.

10 TIMER button

11 SET button (Up/down airflow)

12 SWING button

13 TEMP./SELECT button

- Adjusts the setting temperature.
- Adjusts the value of the timer settings.
- Sets the remote controller code.

14 START/STOP button

15 Signal transmitter

16 Temperature and time indicator

- Displays set temperature.
- In timer setting, it displays the timer time. After finishing the timer setting, set temperature will reappear.

17 Signal transmit indicator

18 Timer mode indicator

19 Fan speed indicator

20 Swing indicator

21 Operating mode indicator

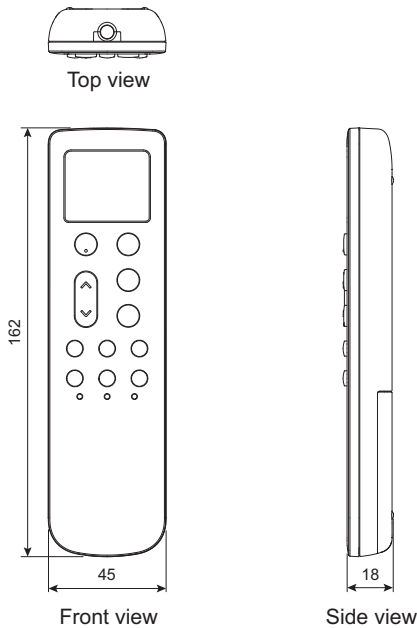
NOTES:

- Functions may differ by type of the indoor unit. For details, refer to the operation manual.
- This figure depicts all indicators that the remote controller can display on the screen for the functional explanation. In actual operation, the remote controller shows only the indicators that are appropriate for the current process.

■ Specifications

● Controller

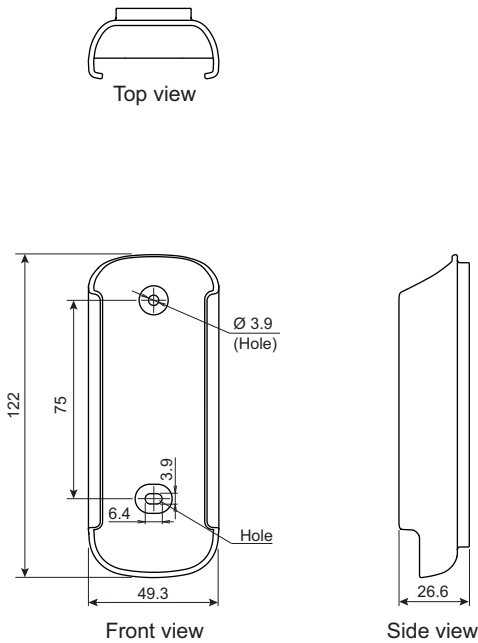
Unit: mm



Size (H × W × D)	mm	162 × 45 × 18
Weight	g	65.5 (without batteries)

● Holder

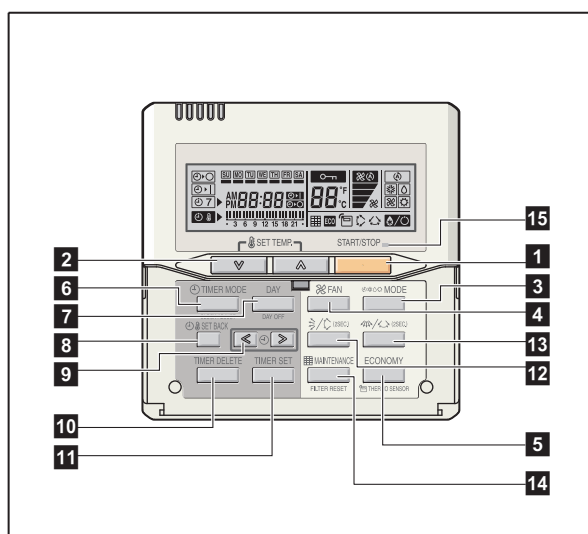
Unit: mm



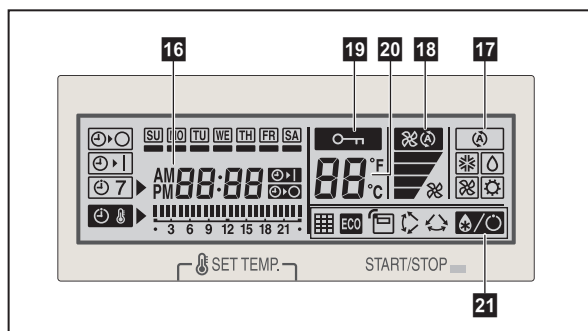
Size (H × W × D)	mm	122 × 49.3 × 26.6
Weight	g	23.5

14-8. Wired remote controller (UTY-RNNGM: Optional part)

















Overview



Display panel

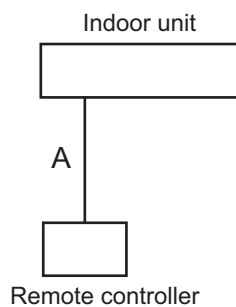


NOTE: Functions may differ by type of the indoor unit. For details, refer to the operation manual.

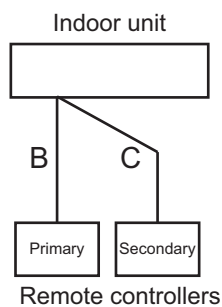
- 1 START/STOP button**
Starts and stops operation.
- 2 SET TEMP. button**
Selects the setting temperature.
- 3 MODE button**
Selects the operating mode (AUTO , HEAT , FAN , COOL , and DRY ).
- 4 FAN button**
Selects the fan speed AUTO , QUIET , LOW , MED , and HIGH .
- 5 ECONOMY (THERMO SENSOR) button**
Turns the economy-efficient mode on and off.
- 6 TIMER MODE (CLOCK ADJUST) button**
Selects the timer mode (off timer, on timer, and weekly timer). Sets the current time.
- 7 DAY (DAY OFF) button**
Temporarily cancels one day timer.
- 8 SET BACK button**
Selects the set back timer.
- 9 Set time button**
Pressed to set time.
- 10 TIMER DELETE button**
Deletes the weekly timer schedule.
- 11 TIMER SET button**
Sets the date, hour, minute, and on-off time.
- 12 Vertical airflow direction and swing button**
Push for 2 seconds to change the swing mode.
- 13 Horizontal airflow direction and swing button**
Push for 2 seconds to change the swing mode.
- 14 FILTER RESET button**
- 15 Operation lamp**
Lights during operation and when the timer is on.
- 16 Timer and clock indicator**
- 17 Operation mode indicator**
- 18 Fan speed indicator**
- 19 Operation lock indicator**
- 20 Temperature indicator**
- 21 Function indicators**
 -  Defrost indicator
 -  Thermo sensor indicator
 -  Economy indicator
 -  Vertical swing indicator
 -  Horizontal swing indicator
 -  Filter indicator

■ System diagram

1 remote controller:



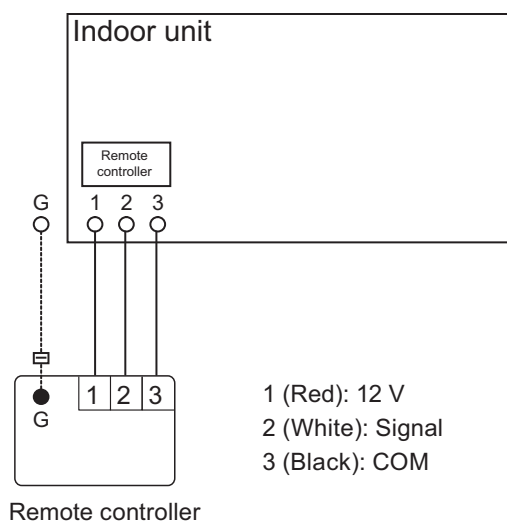
2 remote controllers:



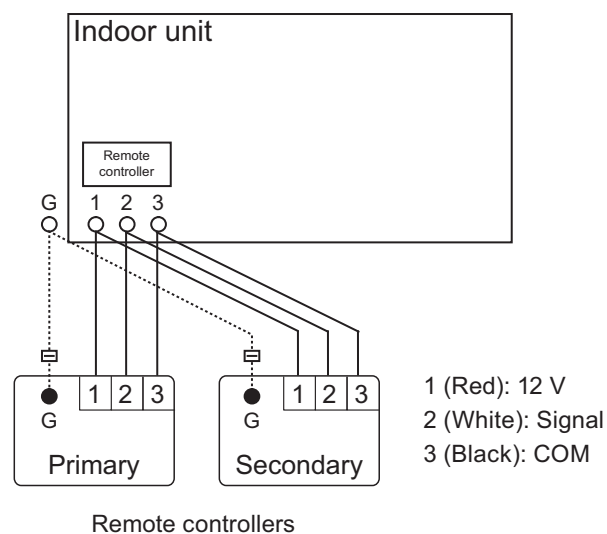
A, B, C: Remote controller cable
 $A \leq 500 \text{ m}$; $B + C \leq 500 \text{ m}$

■ Electrical wiring

1 remote controller:

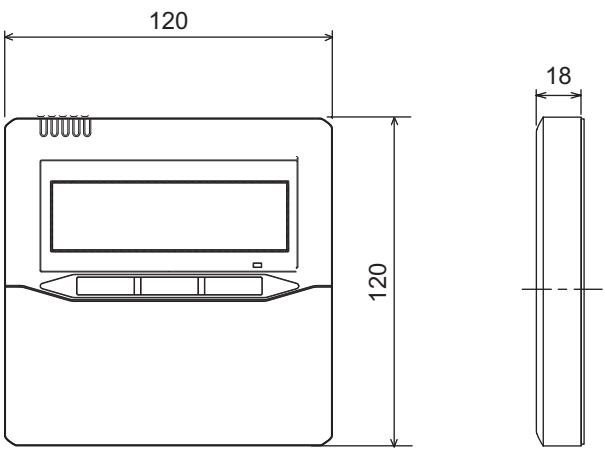


2 remote controllers:



■ Specifications

Dimensions and other specifications on the wired remote controller are as follows.

Unit: mm		
		
	Front view	Side view
Size (H × W × D)	mm	120 × 120 × 18
Weight	g	160
Cable length (accessory)	m	10
Power	V	12

● Wiring specifications

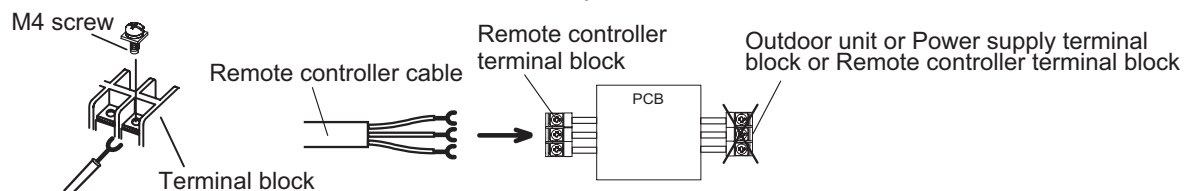
Use	Cable size	Wire type	Remarks
Remote controller cable	0.33 mm ² (22 AWG)	Polar 3-core	Use sheathed PVC cable.

■ Installation

Connection pattern of wired remote controller varies by the type of the connected indoor unit.

● When connecting to terminal block (for Compact cassette, Slim duct, and Mini duct types)

Connect the end of remote controller cable directly to the exclusive terminal block.

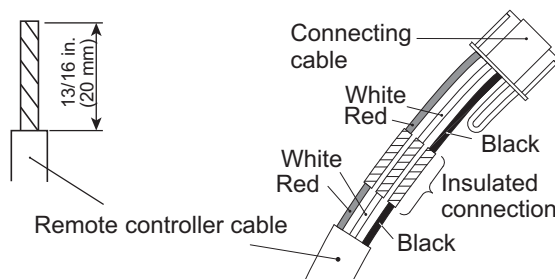


NOTE: It may be failed if it is connected to the outdoor unit or the terminal block for power supply.

● When connecting to Communication Kit (for KM models in Wall mounted type)

When connecting the remote controller to optional Communication Kit, follow the procedures mentioned below.

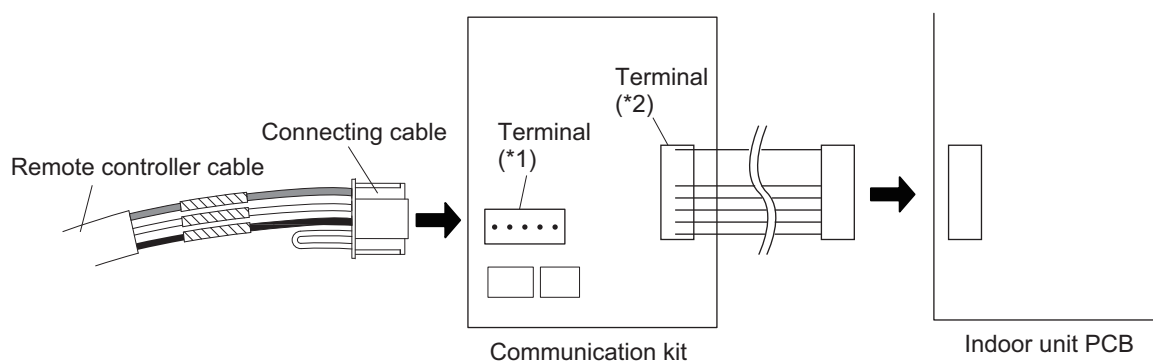
1. Modify the remote controller cable as follows:
 - Use a tool to cut off the terminal on the end of the remote controller cable and then remove the insulation from the cut end of the cable as shown in following figure.
 - Connect the remote controller cable and connecting cable as shown in following figure.
 - Be sure to insulate the connection between the cables.



2. Connect the remote controller cable.
 - Connect the cable made in step 1. to the terminal*1 of optional Communication Kit.
 - Connect the cable from the terminal*2 of Communication Kit to the indoor unit PCB.

*1: CNC01 on UTY-TWBXF2

*2: CND01 on UTY-TWBXF2



■ Required optional parts

Required optional parts for connecting the wired remote controller to the wall mounted type are as follows.

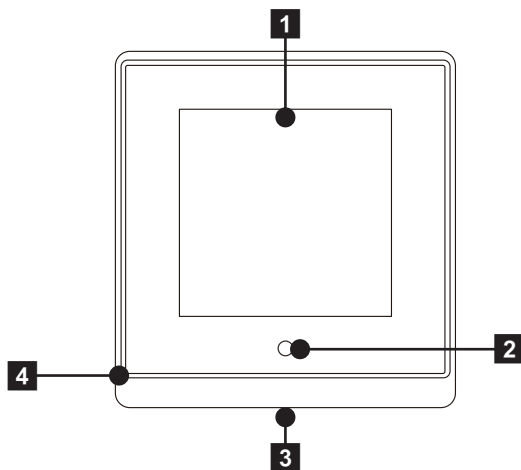
Part name	Model name
External Connect Kit	UTY-XWZXZ5
Communication Kit	UTY-TWBXF2

14-9. Wired Remote Controller (UTY-RVRG : Optional part)



- Easy finger touch operation with LCD panel.
- Screen with anti-fingerprint coating
- Various information display (Room temp., Operation mode, Set temp. Fan speed, Timer)
- Control up to 16 indoor units
- Corresponds to 3 different languages (English, French, Spanish)

■ Overview



1 Touch screen

It can be operated by tapping or swiping.

NOTE: Operate with your finger or stylus pen (not included). Do not touch the screen with a hard or sharp object as it may cause a malfunction.

2 Ambient light sensor

Detects the brightness around the controller.

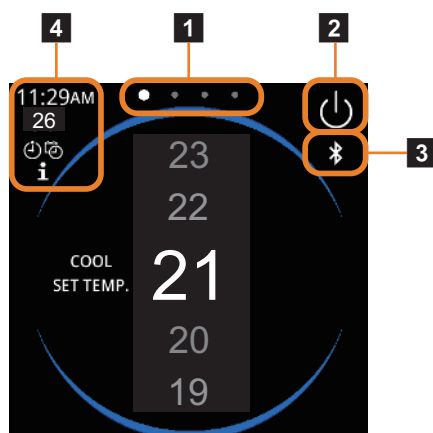
3 Operation lamp

Lights while the indoor units is operating. Blinks when an error occurs.

4 Remote temperature sensor (inside)

Detects the temperature around the controller.

Temperature setting screen



1 Page indicator

Shows the order of pages and displayed page.

2 Operation On/Off button

Tap to start operation or stop the air conditioner.

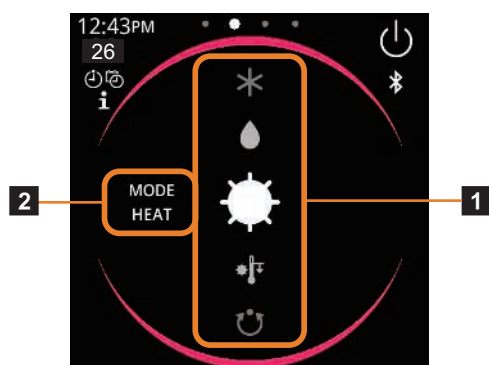
3 Bluetooth icon

Displays when Bluetooth is enabled.

4 Information area

The displayed contents differ depending on the screen and settings.

Operation mode setting screen



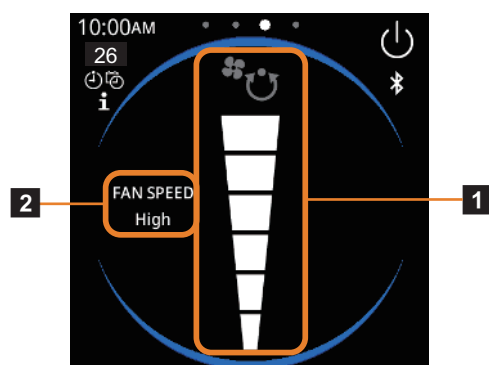
1 Operation mode setting area

Swipe up or down to select the operation mode.

2 Operation mode

The operation mode of the air conditioner is displayed.

Fan speed setting screen



1 Fan speed setting area

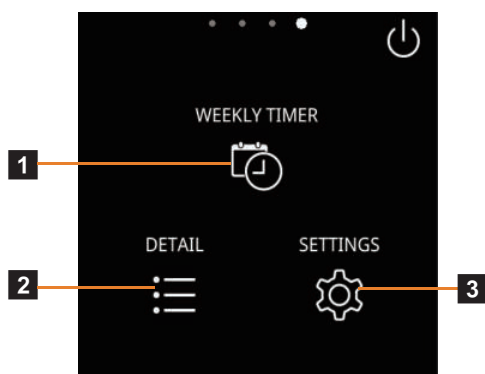
Swipe up or down to set the fan speed.

 is AUTO.

2 Fan speed

Displays the set fan speed.

Other setting screen



1 WEEKLY TIMER

2 DETAIL

For details of the settings, refer to the *OPERATION MANUAL* for this product.

3 SETTINGS

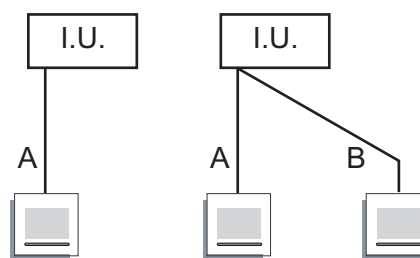
For details of the settings, refer to the *OPERATION MANUAL* for this product.

NOTE: To display settings screen, it is necessary to enter the admin password.

■ System diagrams

• Multiple remote control

Up to 2 remote controllers can be used to operate the indoor units.



- Remote controller
 - A: UTY-RVRG
 - B: Other than UTY-RVRG (2-wire type only)
- Remote controller cable
 - A, B ≤ 70 m

NOTES:

- Only one UTY-RVRG is connectable in either connection pattern.
- Multiple installation method described above is prohibited to combine with 3-wired type remote controller.

- **Maximum connectable number of remote controller (2-wire type)**

Maximum connectable number of remote controller (2-wire type) is limited by cable size and maximum cable length.

When using only remote controller other than UTY-RVRG				
Cable size (S)		Total cable length (L)		
AWG	mm ²	L ≤ 100 m	100 m < L ≤ 250 m	250 m < L ≤ 500 m
16	1.25	2	2	2
18	0.75 (1.25 > S ≥ 0.75)	2	2	2
20	0.5 (0.75 > S ≥ 0.5)	2	2	2
22	0.3 (0.5 > S ≥ 0.3)	2	1	1

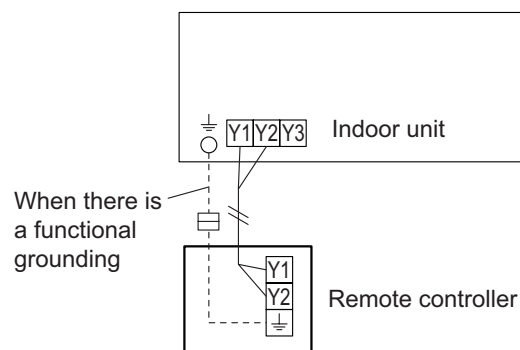
When using UTY-RVRG only			
Cable size (S)		Total cable length (L)	
AWG	mm ²	L ≤ 70 m	70 m < L
16	1.25	1	—
18	0.75 (1.25 > S ≥ 0.75)	1	—
20	0.5 (0.75 > S ≥ 0.5)	1	—
22	0.3 (0.5 > S ≥ 0.3)	1	—

When a combination use of UTY-RVRG and the remote controller other than UTY-RVRG					
Cable size (S)		Total cable length (L)			
AWG	mm ²	L ≤ 70 m		70 m < L	
		UTY-RVRG	Other than UTY-RVRG	UTY-RVRG	Other than UTY-RVRG
16	1.25	1	1	—	—
18	0.75 (1.25 > S ≥ 0.75)	1	1	—	—
20	0.5 (0.75 > S ≥ 0.5)	1	1	—	—
22	0.3 (0.5 > S ≥ 0.3)	1	1	—	—

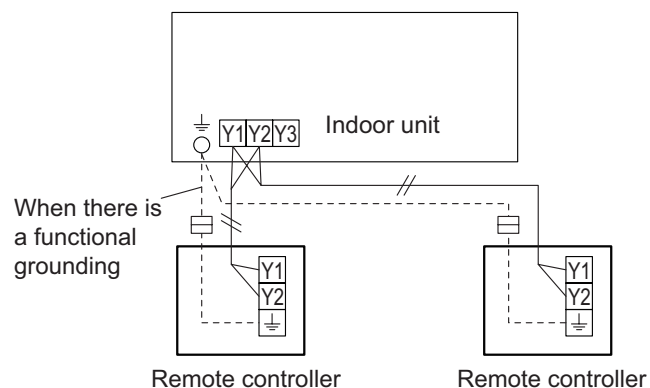
NOTE: A junction box might be necessary depending on the number of the connected remote controller, wiring conditions between the indoor unit and the remote controller, and so on. .

■ Electrical wiring

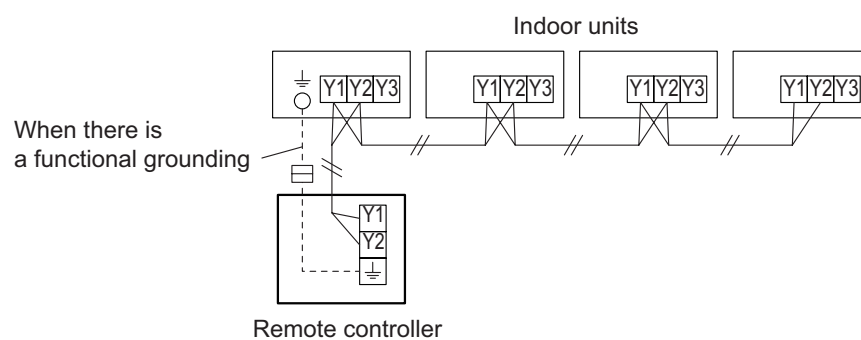
1 remote controller:



2 remote controllers:

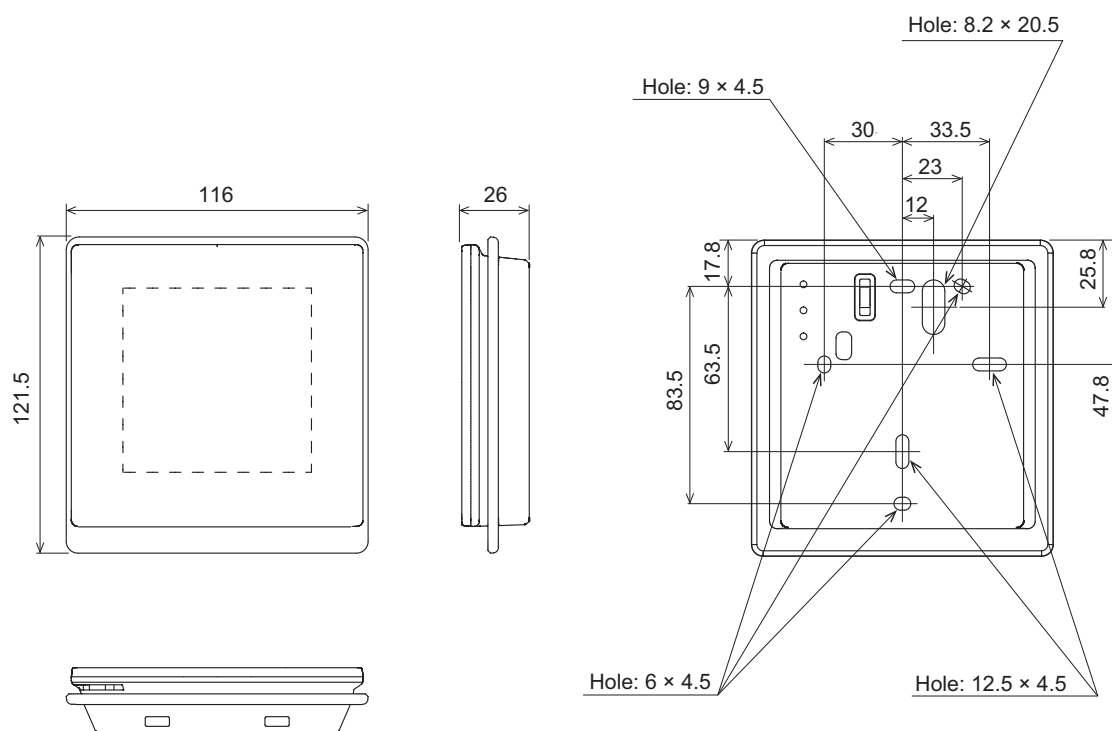


Group control:



■ Dimensions

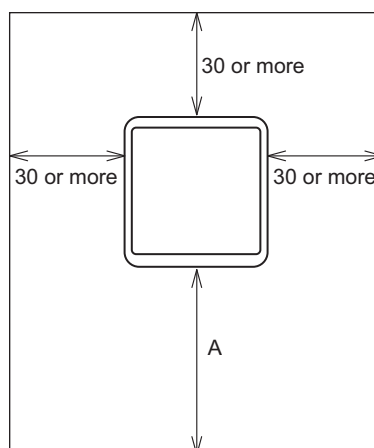
Unit: mm



■ Installation space

- This product cannot be installed in a wall.
- Even when you install a remote controller to one of a switch box and the surface of a wall, secure the space shown in following figure. When there is insufficient space, there may be remote controller sensor misdetections and remote controller may be difficult.

Unit: mm



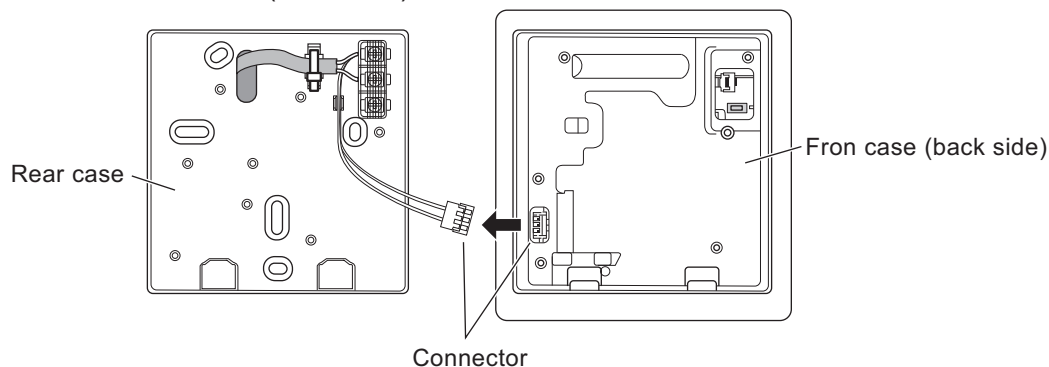
A: Secure enough space where a flat-blade screwdriver to take off a case can be inserted.

■ Installation

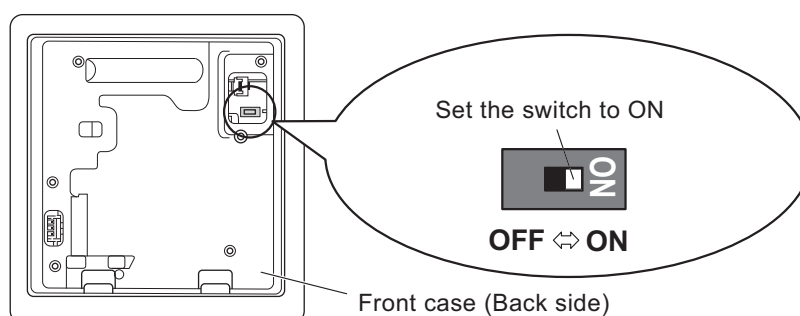
For details of installation, refer to the *INSTALLATION MANUAL* for this product.

• Connector removal

Open the front case and remove the connector of the remote controller cable from the connector of the PCB on the front case (back side).



• Switch setting



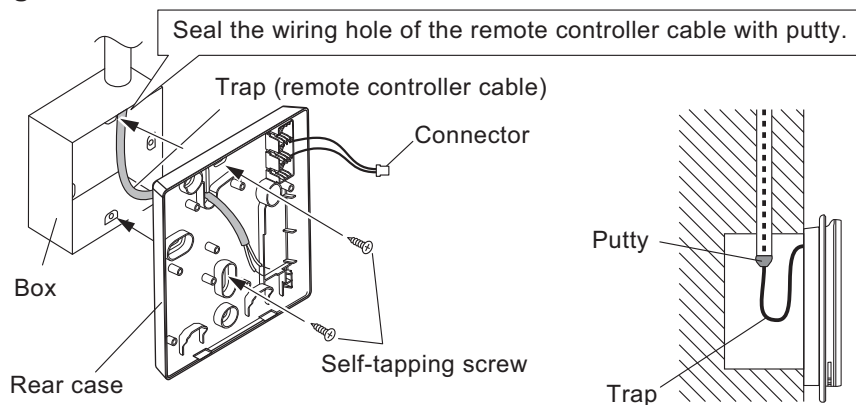
The switch performs the enabling/disabling of the backup function by the internal battery. Before using this product, always set the switch to ON.

NOTES:

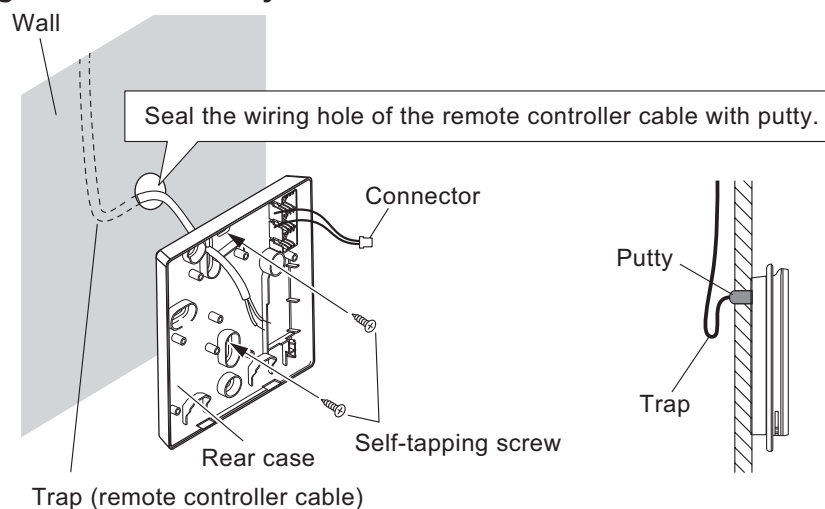
- When the power is turned on without setting the switch to ON, the set data by menu operation is erased and cause erroneous operation.
- The switch is set to OFF when shipped from the factory to prevent consumption of the charge.

- **Rear case installation**

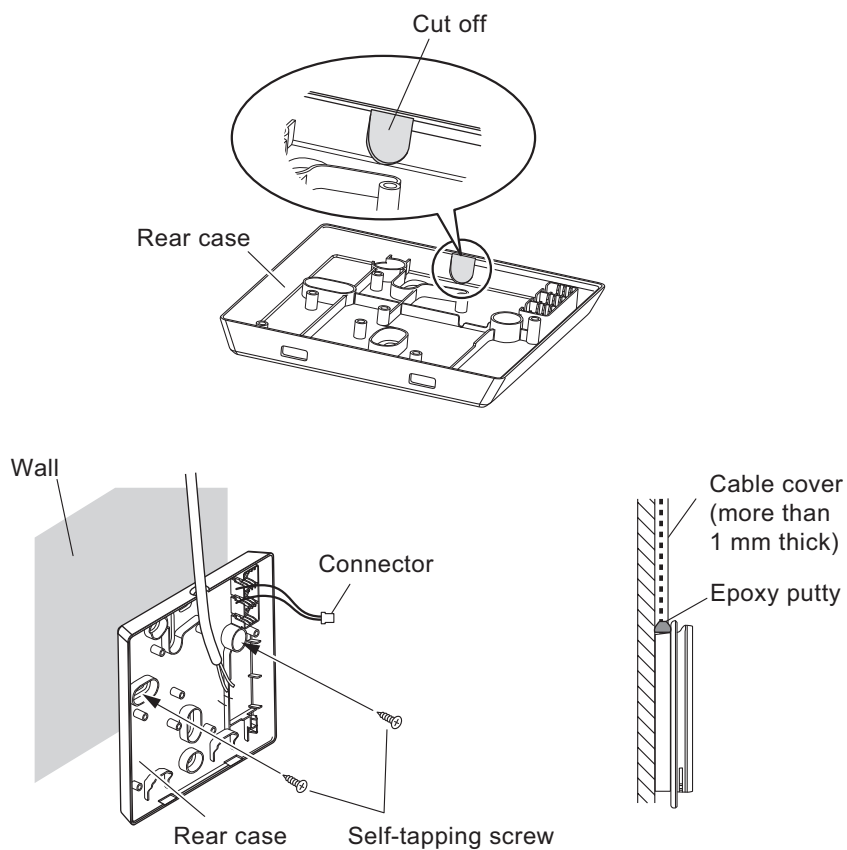
- **When attaching to switch box:**



- **When attaching to the wall directly:**

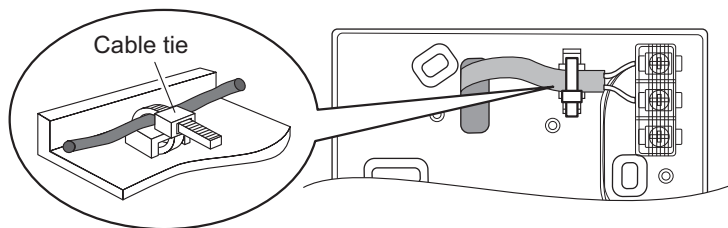


- **When routing the cable on-wall:**

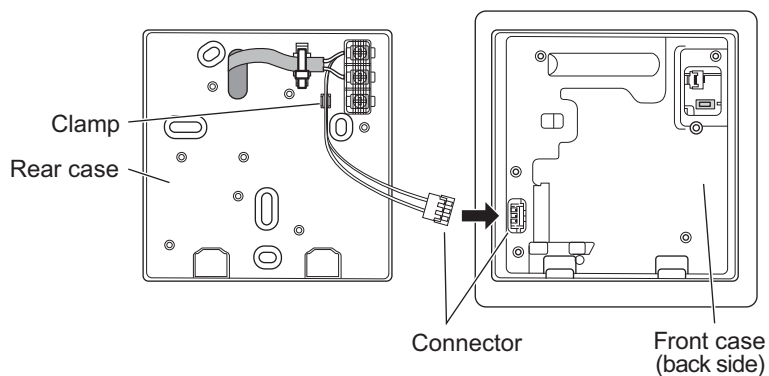


• Remote controller cable connection

- Fasten the outside covering of the connection cable with the cable tie.



- Connect the connector of the remote controller cable to the connector of the PCB on the front case (back side).



⚠ CAUTION

- Strip length must be specified dimension.
- Insert the cable deeply into the terminal.
- After the cable is inserted, check that the cable is not pulled out.
- Select a flexible cable that does not break the cable sheath even if you bind it with a cable tie around the cable sheath.
- Be careful to avoid breaking the cable by over-tightening the cable tie.

■ Specifications

Input voltage	V	DC 12
Power consumption	W	Max. 1.0
Display		4-inch TFT LCD (480 × 480 pixels) with touch screen
Usage temperature range	°C	0 to 40
Usage humidity range	%	20 to 90 (no condensation)
Storage temperature range	°C	-10 to 60
Storage humidity range	%	20 to 90 (no condensation)
Dimensions (H × W × D)	mm	121.5 × 116 × 26
Weight	g	225

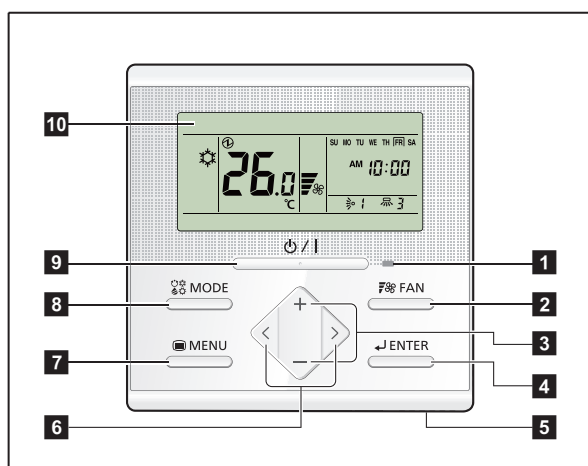
● Wiring specifications

Use	Cable size	Wire type	Remarks
Remote controller cable	0.33 to 1.25 mm ² (22 to 16 AWG)	Non polar 2-core	Use sheathed twist pair cable.*

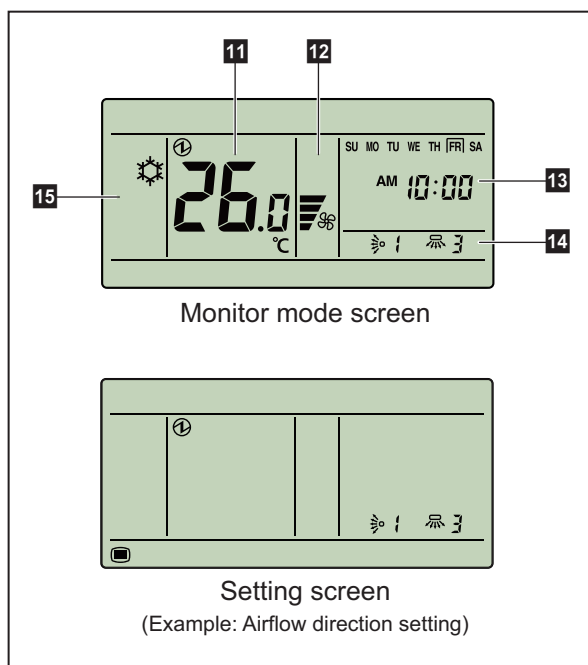
*: Use shielded cable (locally purchased) in accordance with the regional cable standard.

14-10. Wired remote controller (UTY-RLRG: Optional part)

Overview



Display panel



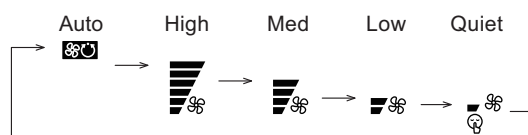
NOTE: For individual icons in Setting screen and related functions, refer to the operation manual.

1 LED lamp (Operation indicator)

Lights while the indoor unit is operating. Blinks when an error occurred.

2 FAN button

Each time the button is pressed, fan speed switches as follows:



3 +, - buttons (Set temperature buttons)

Used to adjust temperature in Monitor mode screen.

+ button: Raise

- button: Lower

In Setting screen, used to select the setting items.

NOTE: When the operation mode is set to FAN, the temperature cannot be adjusted.

4 ENTER button

Used to enter setting items and settings.

5 Room temperature sensor (inside)

Senses ambient temperature of unit.

6 <, > buttons

Used to select setting items during the setting item selection screen is displayed.

7 MENU button

Used to display the setting item selection screen.

8 MODE button

Each time the button is pressed, operation mode switches as follows:



9 On/Off button

Starts or stops the operation.

NOTE: On/Off button cannot be operated at screens other than the Monitor mode screen.

10 Display panel

Displays Monitor mode screen or Setting screen. Monitor mode screen is home screen of this controller, and the basic operation is performed in this screen. In Setting screen, several settings are adjustable.

11 Temperature indicator

12 Fan speed indicator

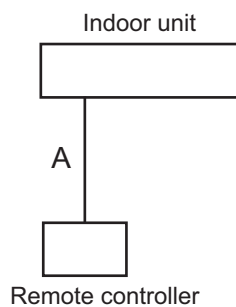
13 Clock indicator

14 Airflow direction indicator

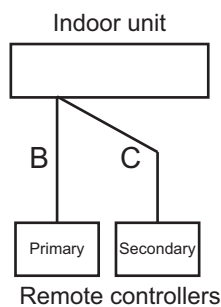
15 Operation mode indicator

System diagram

1 remote controller:



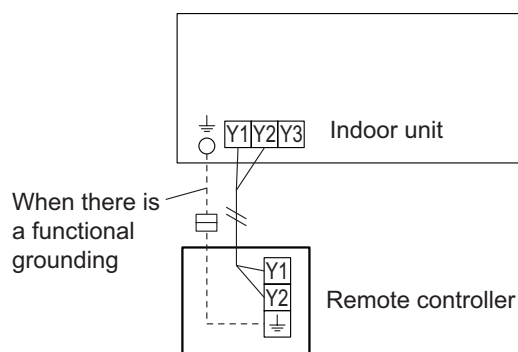
2 remote controllers:



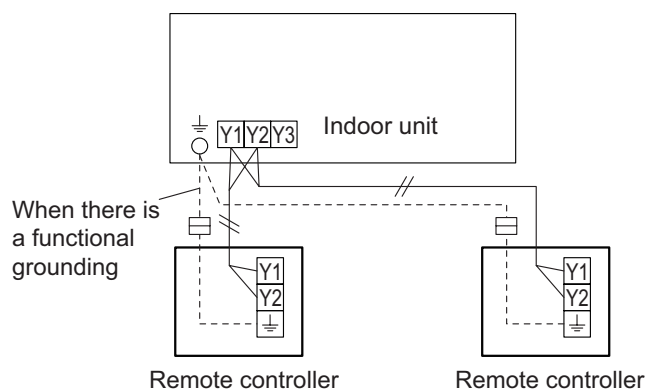
A, B, C: Remote controller cable
 $A \leq 500 \text{ m}$; $B + C \leq 500 \text{ m}$

Electrical wiring

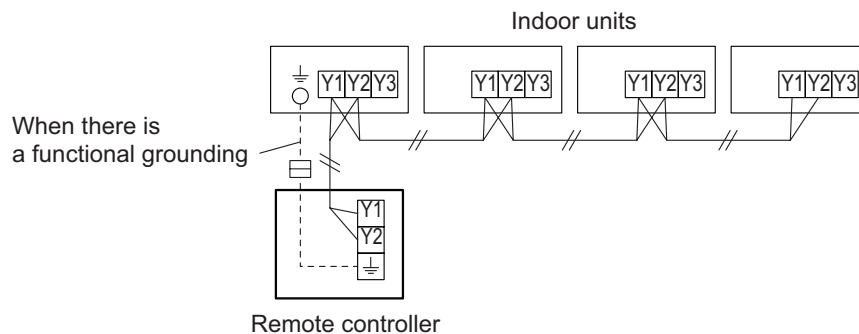
1 remote controller:



2 remote controllers:



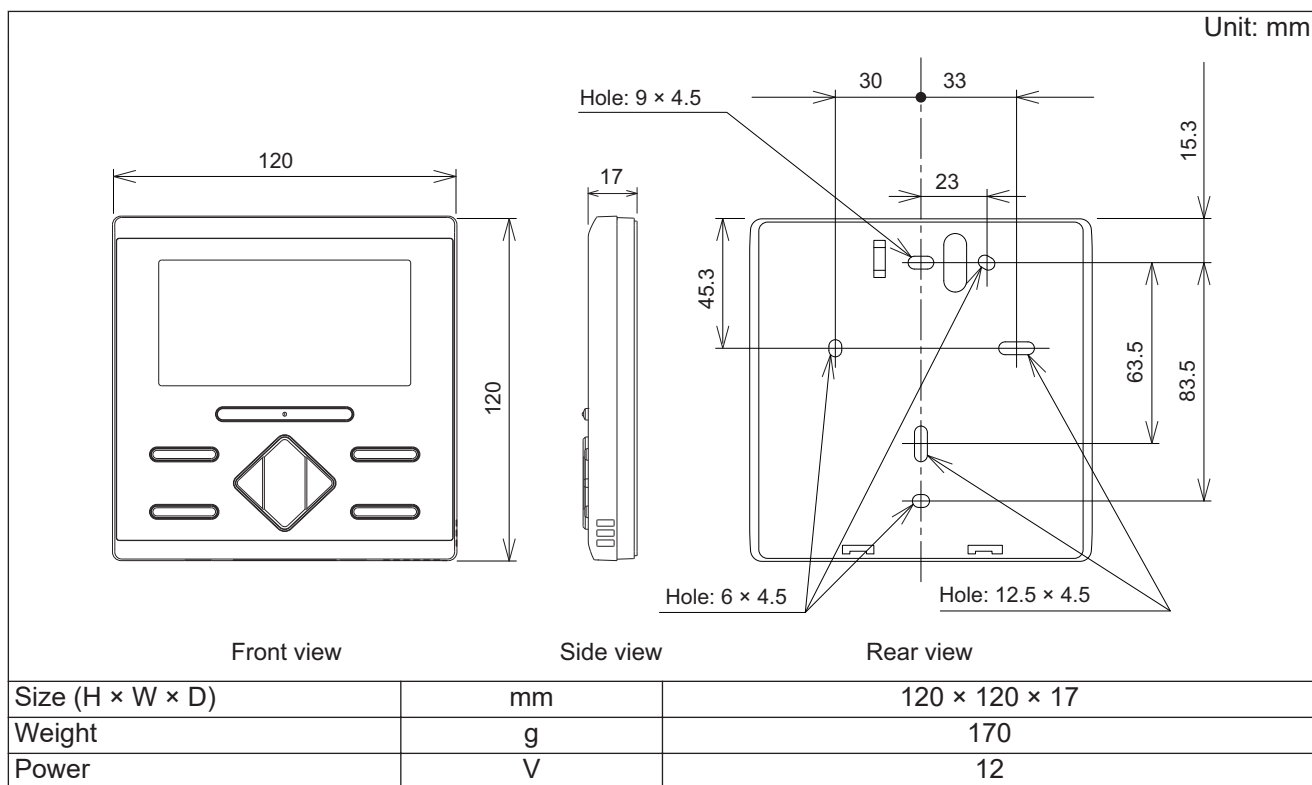
Group control:



NOTE: Group connection with Polar 3-wired remote controller is not allowed.

Specifications

Dimensions and other specifications on the wired remote controller are as follows.

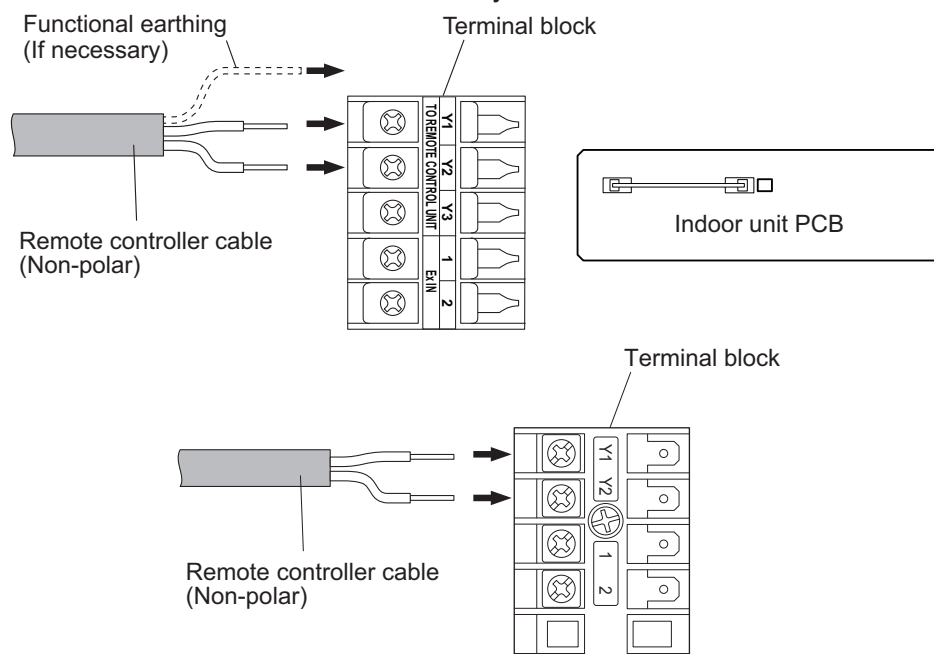


Wiring specifications

Use	Cable size	Wire type	Remarks
Remote controller cable	0.33 to 1.25 mm ²	Non-polar 2-core, Twisted pair	Use sheathed PVC cable.

Installation

Connect the end of remote controller cable directly to the exclusive terminal block.

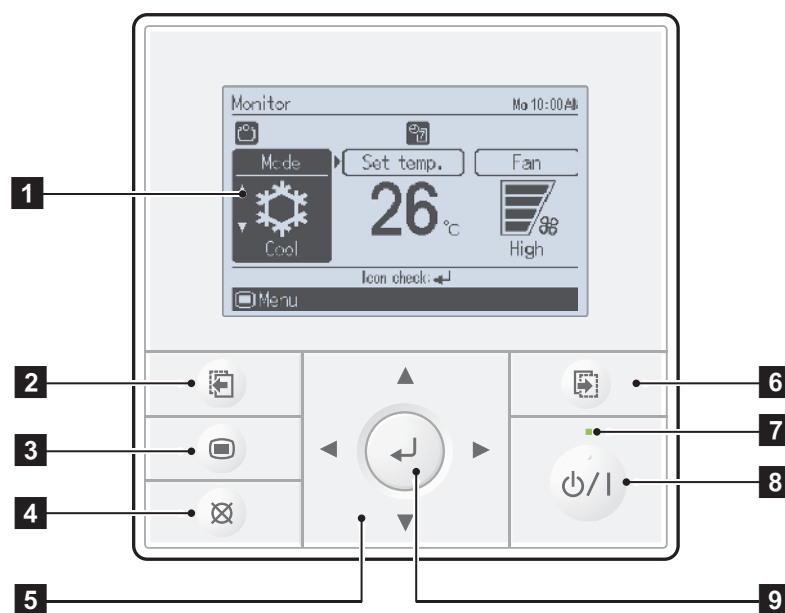


NOTES:

- The detailed shape and the layout of the terminal block and the PCB vary depending on the indoor unit type.
- Operation may fail if it is connected to the outdoor unit or the terminal block for power supply.

14-11. Wired remote controller (UTY-RVNGM: Optional part)

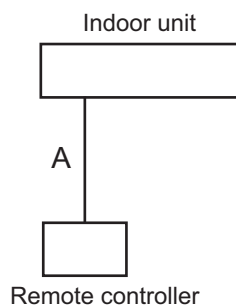
■ Overview



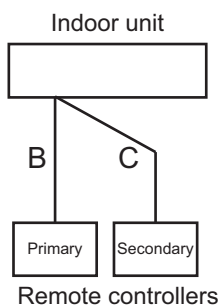
- 1** Display panel (with backlight)
- 2** Screen switch button (Left)
- 3** Menu button
- 4** Cancel button
- 5** Cursor button
- 6** Screen switch button (Right)
- 7** Power indicator
- 8** On/off button
- 9** Enter button

System diagram

1 remote controller:



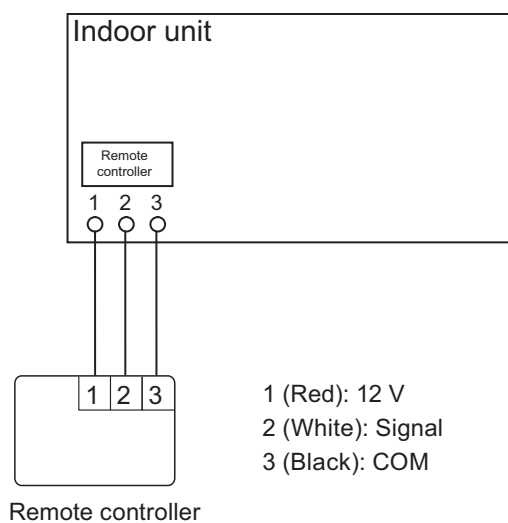
2 remote controllers:



A, B, C: Remote controller cable
 $A \leq 500 \text{ m}$; $B + C \leq 500 \text{ m}$

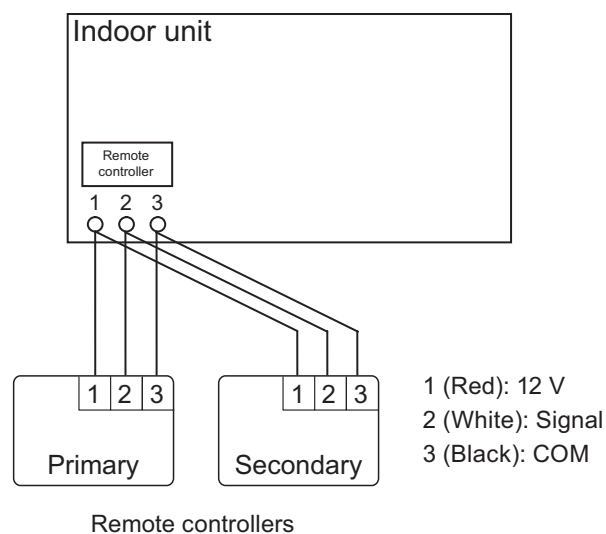
Electrical wiring

1 remote controller:



1 (Red): 12 V
 2 (White): Signal
 3 (Black): COM

2 remote controllers:

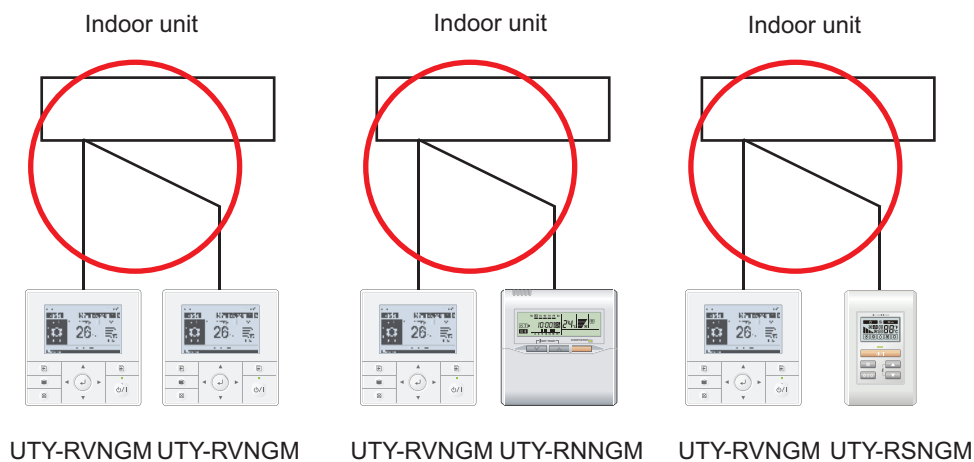


1 (Red): 12 V
 2 (White): Signal
 3 (Black): COM

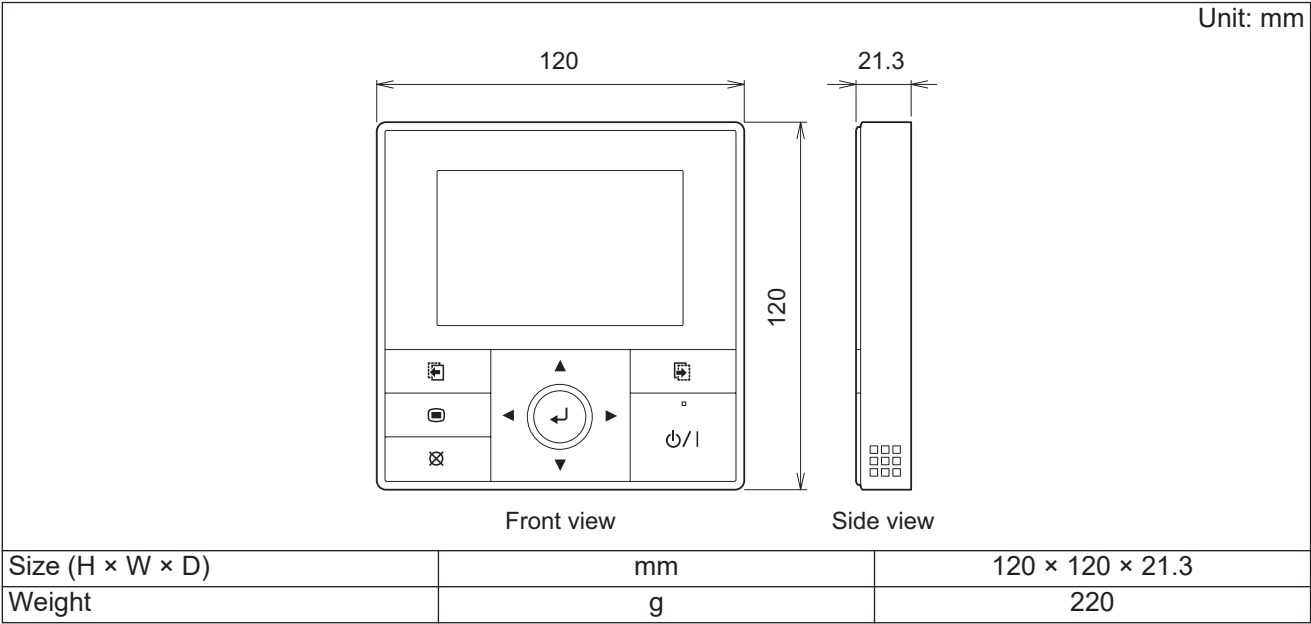
Controller combination

As for the combined usage of the controller, refer to following figures.

● Good



■ Specifications

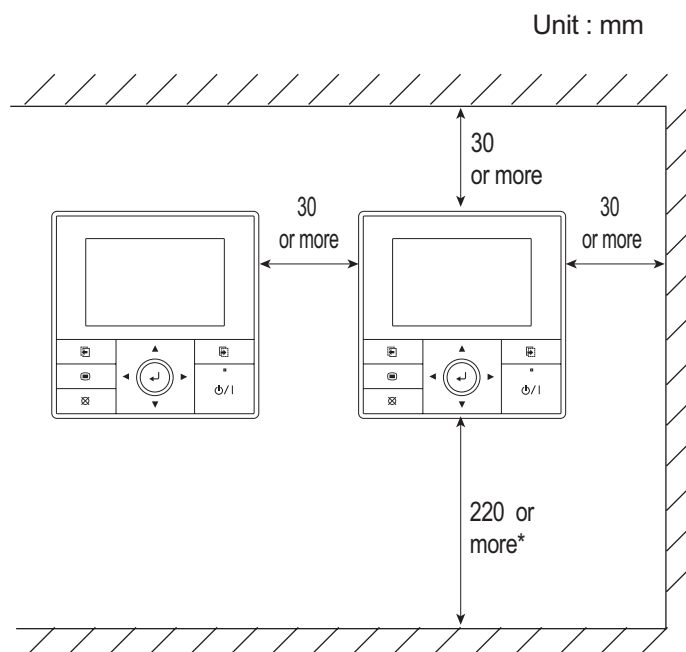


● Wiring specifications

Use	Cable size	Wire type	Remarks
Remote controller cable	0.33 mm ²	Polar 3 core	Use sheathed PVC cable.

■ Installation (Remote control main unit)

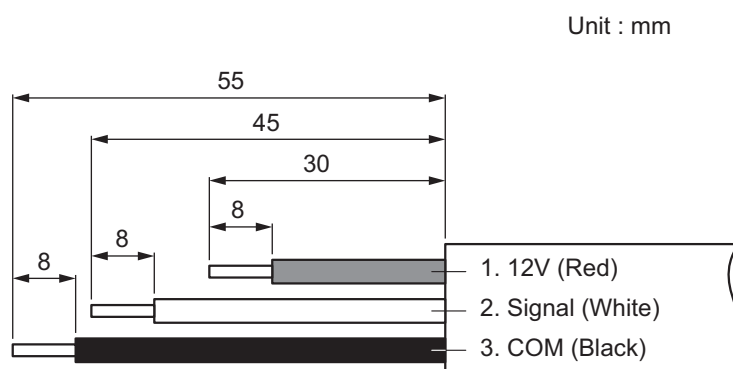
Installation space:



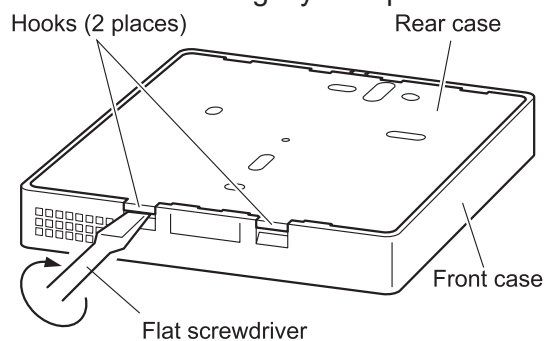
NOTE: Secure enough space where a flat-blade screwdriver to remove the case can be inserted.

Installation procedures:

1. Process the remote controller cable.



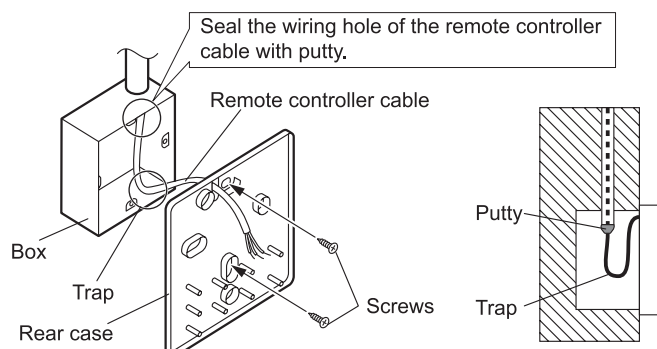
2. Insert the flat-blade screwdriver and twist it slightly to separate the front case and rear case.



3. Attach the remote controller.

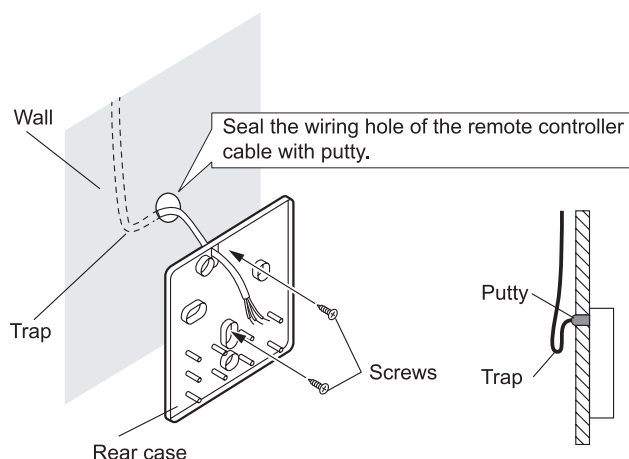
• When attaching to switch box:

- Seal the wiring hole of the remote controller cable.
- Put a remote controller cable through the hole of the rear case.
- Fix the rear case by securing it with attached screws (2 places).



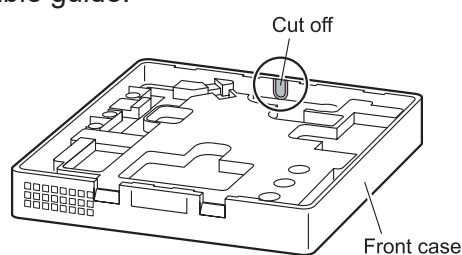
• When attaching to the wall directly:

- Seal the wiring hole of the remote controller cable.
- Put a remote controller cable through the back hole of the rear case of the main body.
- Fix the rear case by securing it with attached screws (2 places).

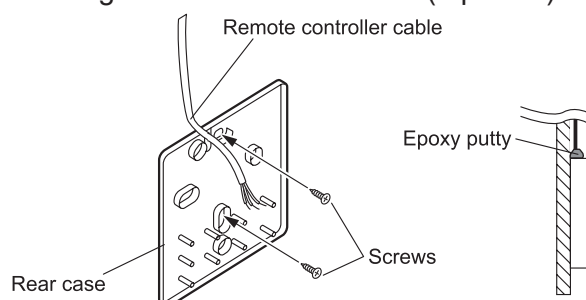


• When routing the cable on-wall:

- Cut off the cable guide of the front case with using a knife or a nipper.
- Deburr the edge of the cable guide.

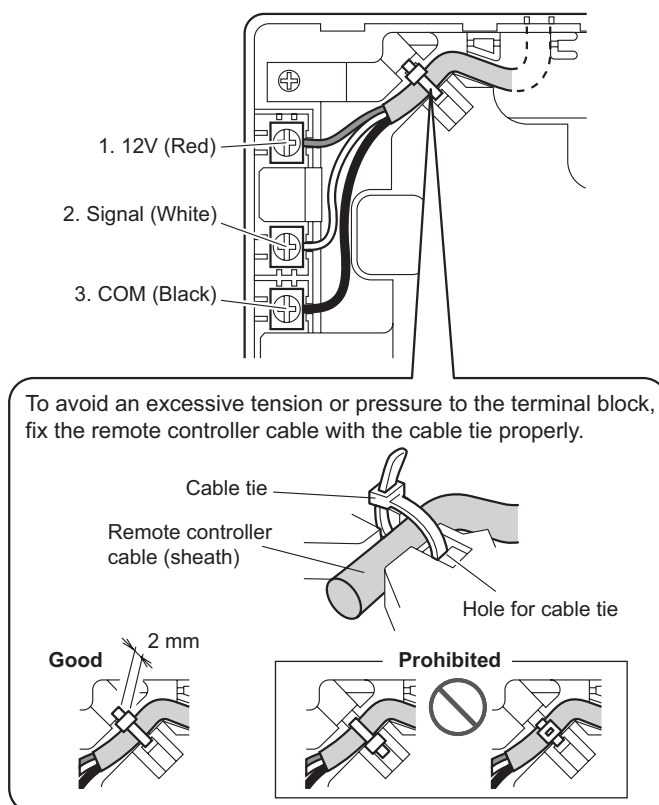


- Fix the rear case by securing it with attached screws (2 places).



4. Connect the cable to the terminals on the front case.
Fix the cable together with the sheath with the cable tie. Cut off the excess cable tie.

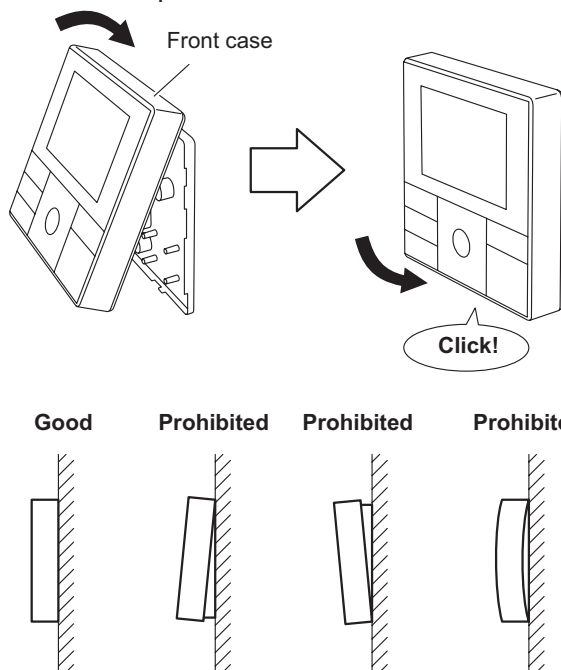
Tightening torque	
Terminal screw	0.8 to 1.2 N·m



⚠ CAUTION

- Be careful to avoid breaking the cable by over-tightening the cable tie.
- When connecting the remote controller cables, do not over-tighten the screws.

5. Attach the front case.
 - Insert after adjusting upper part of front case.
 - When insert the front case, do not pinch the cable.



⚠ CAUTION

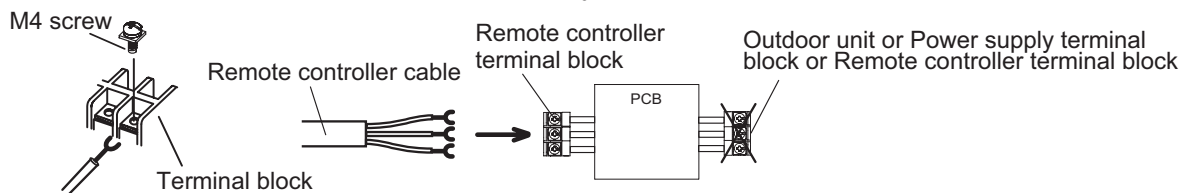
Insert the upper case firmly. If improperly attached, it will cause the upper case to fall off.

■ Installation

Connection pattern of wired remote controller varies by the type of the connected indoor unit.

● When connecting to terminal block (for Compact cassette, Slim duct, and Mini duct types)

Connect the end of remote controller cable directly to the exclusive terminal block.

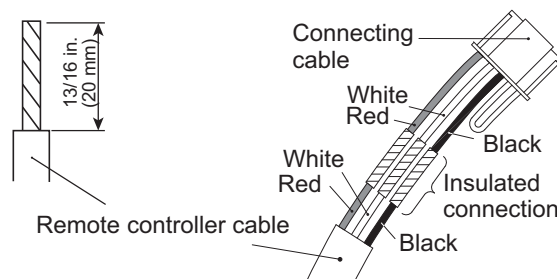


NOTE: It may be failed if it is connected to the outdoor unit or the terminal block for power supply.

● When connecting to Communication Kit (for KM models in Wall mounted type)

When connecting the remote controller to optional Communication Kit, follow the procedures mentioned below.

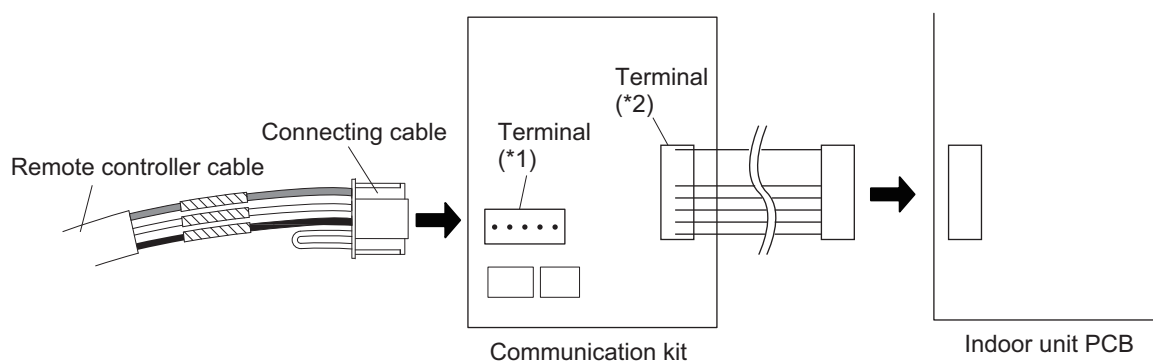
1. Modify the remote controller cable as follows:
 - Use a tool to cut off the terminal on the end of the remote controller cable and then remove the insulation from the cut end of the cable as shown in following figure.
 - Connect the remote controller cable and connecting cable as shown in following figure.
 - Be sure to insulate the connection between the cables.



2. Connect the remote controller cable.
 - Connect the cable made in step 1. to the terminal*1 of optional Communication Kit.
 - Connect the cable from the terminal*2 of Communication Kit to the indoor unit PCB.

*1: CNC01 on UTY-TWBXF2

*2: CND01 on UTY-TWBXF2




■ Required optional parts

Required optional parts for connecting the wired remote controller to the wall mounted type are as follows.

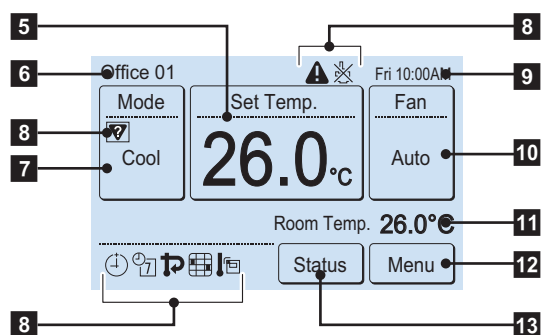
Part name	Model name
External Connect Kit	UTY-XWZXZ5
Communication Kit	UTY-TWBXF2

14-12. Wired remote controller (UTY-RNRGZ*: Optional part)

Overview



Display panel



1 Remote temperature sensor (inside)

2 On/off button

Operable only while displaying the "Monitor mode" screen.

3 LED lamp (operation indicator)

4 Touch panel display

5 Set temperature

Operating temperature can be set.

6 Remote controller group name

7 Mode

Operation mode can be set.

8 Status icons

9 Clock

10 Fan

Fan speed can be set.

11 Room temperature

12 Menu

Various settings can be set.

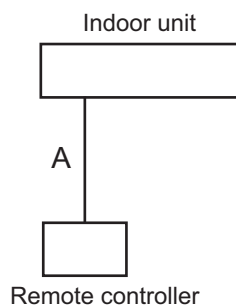
13 Status

Status of the indoor unit and error can be checked.

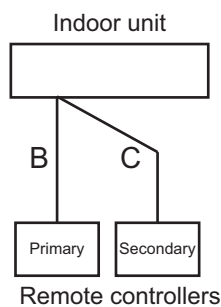
NOTE: Functions may differ by type of the indoor unit. For details, refer to the operation manual.

System diagram

1 remote controller:



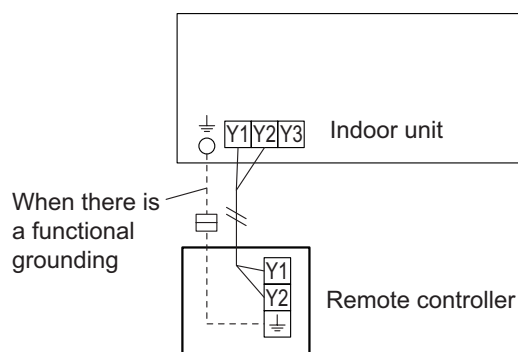
2 remote controllers:



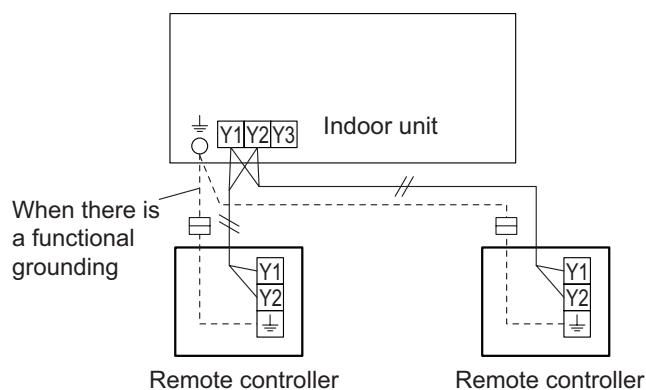
A, B, C: Remote controller cable
 $A \leq 500 \text{ m}; B + C \leq 500 \text{ m}$

Electrical wiring

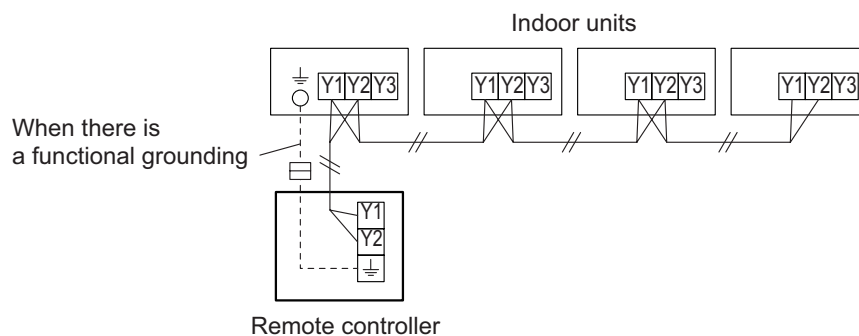
1 remote controller:



2 remote controllers:



Group control:

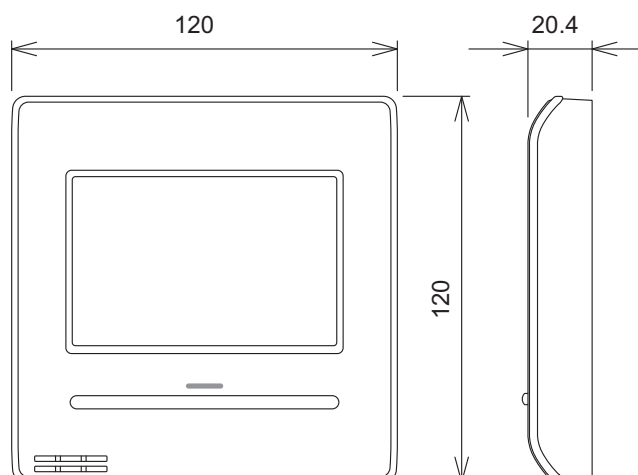


NOTE: Group connection with Polar 3-wired remote controller is not allowed.

Specifications

Dimensions and other specifications on the wired remote controller are as follows.

Unit: mm



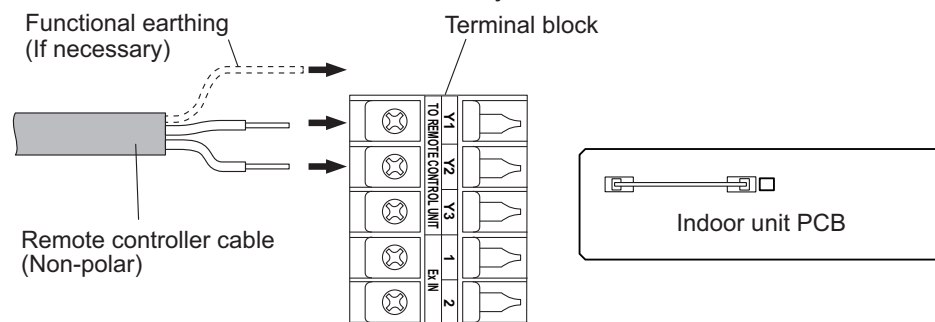
Model name	UTY-RNRGZ*	
Display	3.8-inch FSTN LCD (255 × 160 dots) with touch panel	
Dimensions (H × W × D)	mm	120 × 120 × 20.4
Weight	g	220
Input voltage	V	DC 12
Power consumption	W	Max. 0.3
Usage temperature range	°C	0 to 40
Usage humidity range	%	20 to 90 (no condensation)
Storage temperature range	°C	-10 to 60
Storage humidity range	%	20 to 90 (no condensation)

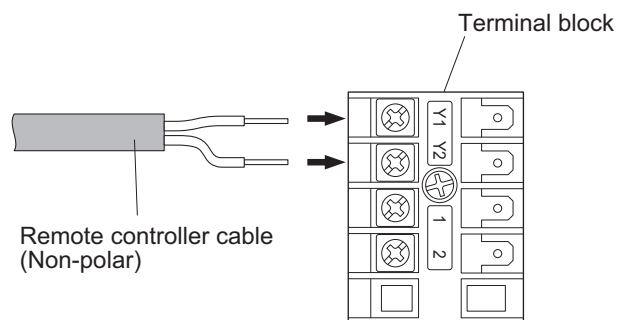
Wiring specifications

Use	Cable size	Wire type	Remarks
Remote controller cable	0.33 to 1.25 mm ²	Non-polar 2-core, Twisted pair	Use sheathed PVC cable.

Installation

Connect the end of remote controller cable directly to the exclusive terminal block.

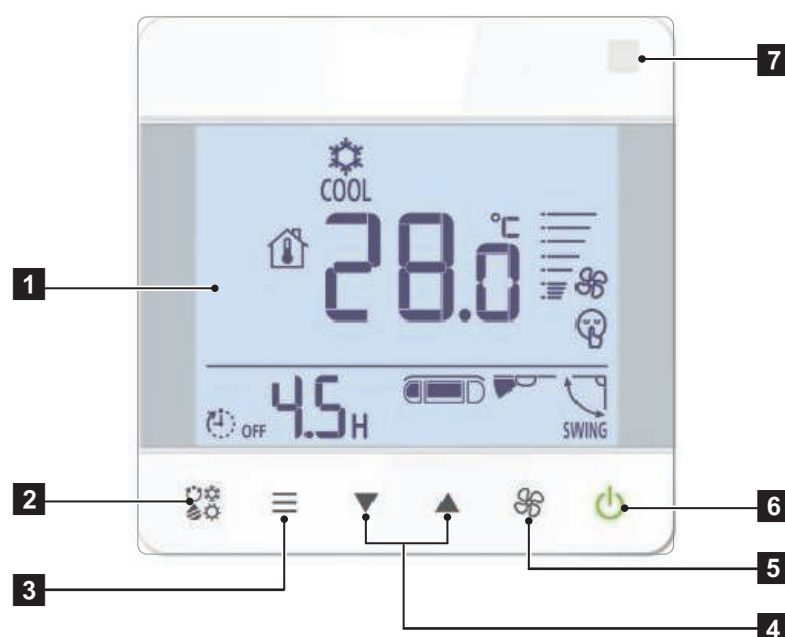


**NOTES:**

- The detailed shape and the layout of the terminal block and the PCB vary depending on the indoor unit type.
- Operation may fail if it is connected to the outdoor unit or the terminal block for power supply.

14-13. Wired remote controller (UTY-RCRGZ1: Optional part)

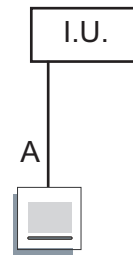
■ Overview



- 1** Display panel
- 2** MODE button
- 3** Menu button
- 4** ▼, ▲ buttons (Set temperature buttons)
- 5** FAN button
- 6** On/off button
- 7** Wireless remote controller signal receiving section

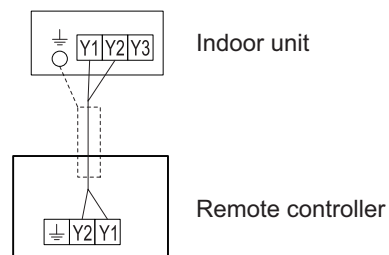
■ System diagrams

- Single remote control

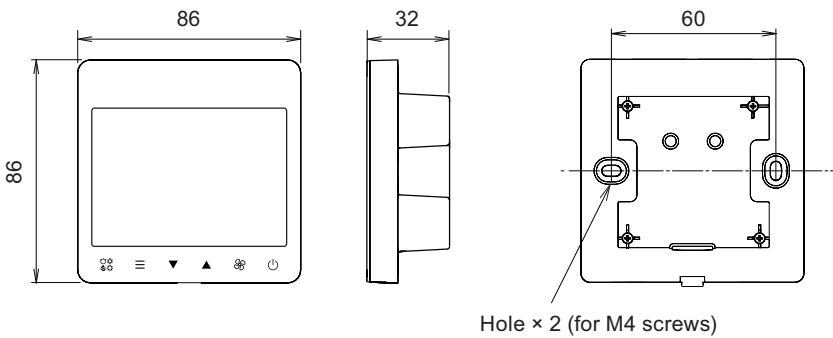


Remote controller cable
 $A \leq 500 \text{ m}$

■ Electrical wiring



Specifications

		
Size (H × W × D)	mm	86 × 86 × 32
Weight	g	135

Wiring specifications

Use	Cable size	Wire type	Remarks
Remote controller cable	0.33 to 1.25 mm ² (22 to 16 AWG)	Non polar 2-core	Use sheathed twist pair cable.*

*: Use shielded cable (locally purchased) in accordance with the regional cable standard.

Installation

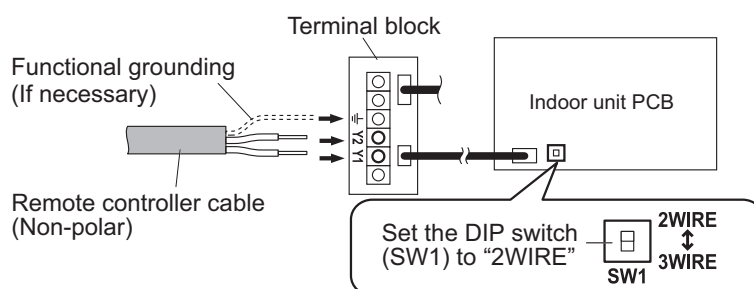
Connection pattern

NOTE: Connection pattern is different according to type of Indoor unit.

Indoor unit type	Connection pattern
All cassette type	Pattern A
All duct type	Pattern A
All ceiling type	Pattern A
Compact floor type	Pattern A
Wall mounted type	Pattern B

Pattern A

1. Connect the end of remote controller cable directly to the exclusive terminal block.
2. Set the DIP switch (SW1) to "2WIRE" on the PCB of the indoor unit.

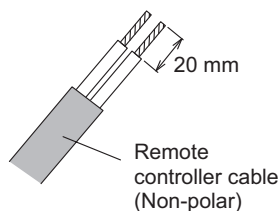


NOTES:

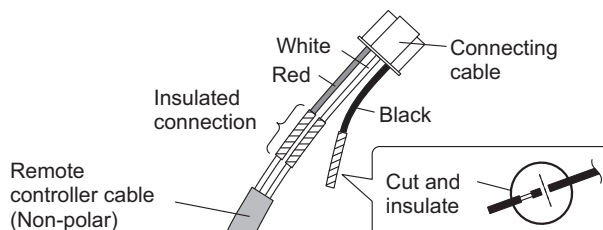
- Layout of terminal block and PCB is varies depending on the type of indoor unit.
- Operation may fail if it is connected to the outdoor unit or the terminal block for power supply.

• Pattern B

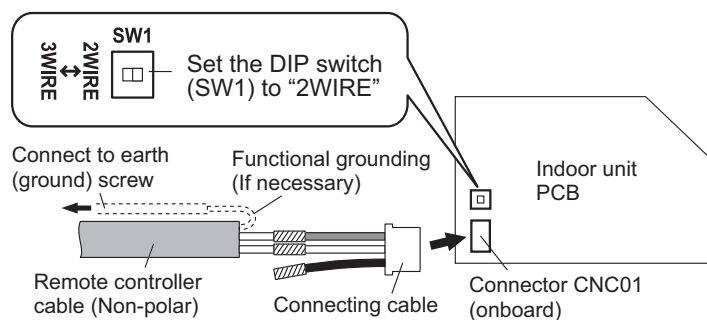
1. Use a tool to cut off the terminal on the end of the remote controller cable, and then remove the insulation from the cut end of the cable as shown below.



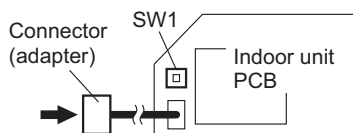
2. Connect the remote controller cable and connecting cable as shown below. Be sure to insulate the connection between the cables.



3. Connect the remote controller cable to the connecting cable, and insert it to the connector. Set the DIP switch (SW1) to "2WIRE" on the PCB of the indoor unit.

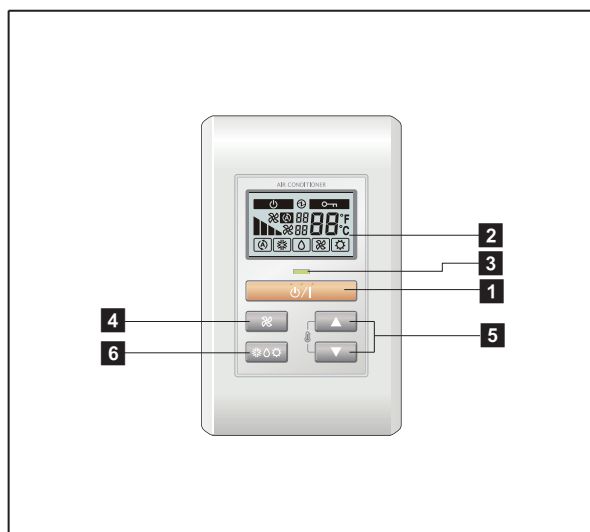


NOTE: Layout of terminal block and PCB is varies depending on the type of indoor unit.

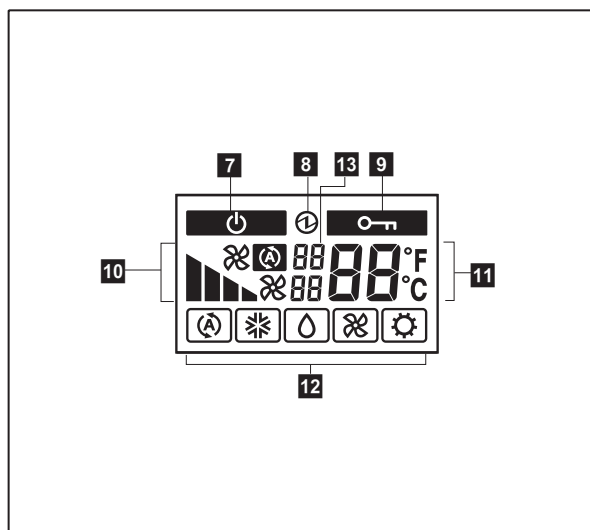


14-14. Simple remote controller (UTY-RSNGM: Optional part)

Overview



Display panel



1 START/STOP button

Starts and stops operation.






2 Display backlight button

Lights during operation.

3 Operation lamp

Lights during operation.






4 FAN button

Selects the fan speed (AUTO , HIGH , MED , LOW , and QUIET )

5 SET TEMP. button

Selects the setting temperature.

6 MODE button

Selects the operating mode (AUTO , COOL , DRY , FAN , HEAT )

7 Standby indicator

Indicates during the oil recovery and defrosting operation.

8 Power source indicator

Indicates the main power is on.

9 Central control indicator

Indicates when function is locked.

10 Fan speed indicator

Deletes the weekly timer schedule.

11 Set temperature

- Indicates error history number in error code history display mode.
- Indicates indoor unit address in address display mode.

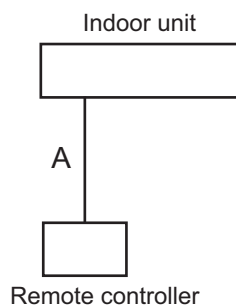
12 Operating mode indicator

13 Indicator

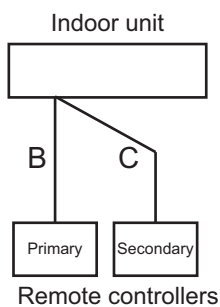
- Upper:
 - Indicates the error code in error code history display mode and in self diagnosis mode.
 - Indicates the refrigerant system address in address display mode.
- Lower: Indicates the remote controller address in error code history display mode, address display mode, and self diagnosis mode.

■ System diagram

1 remote controller:



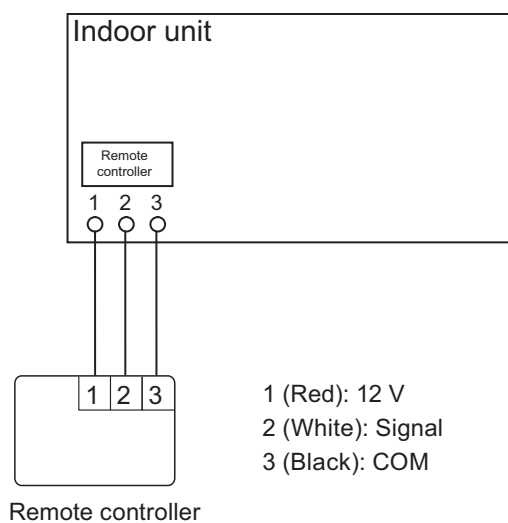
2 remote controllers:



A, B, C: Remote controller cable
 $A \leq 500 \text{ m}$; $B + C \leq 500 \text{ m}$

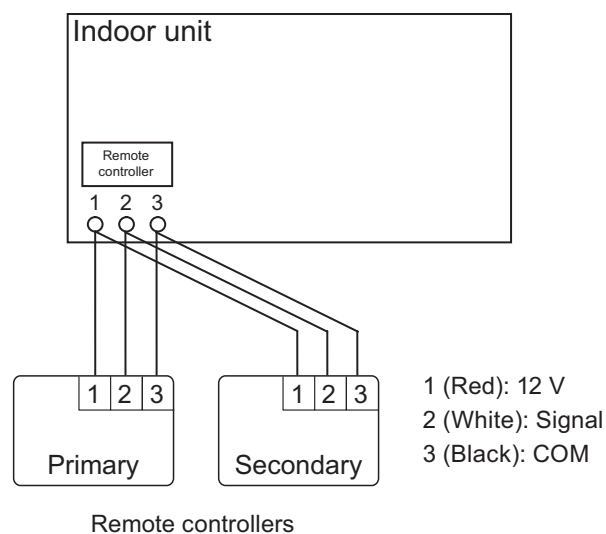
■ Electrical wiring

1 remote controller:



1 (Red): 12 V
 2 (White): Signal
 3 (Black): COM

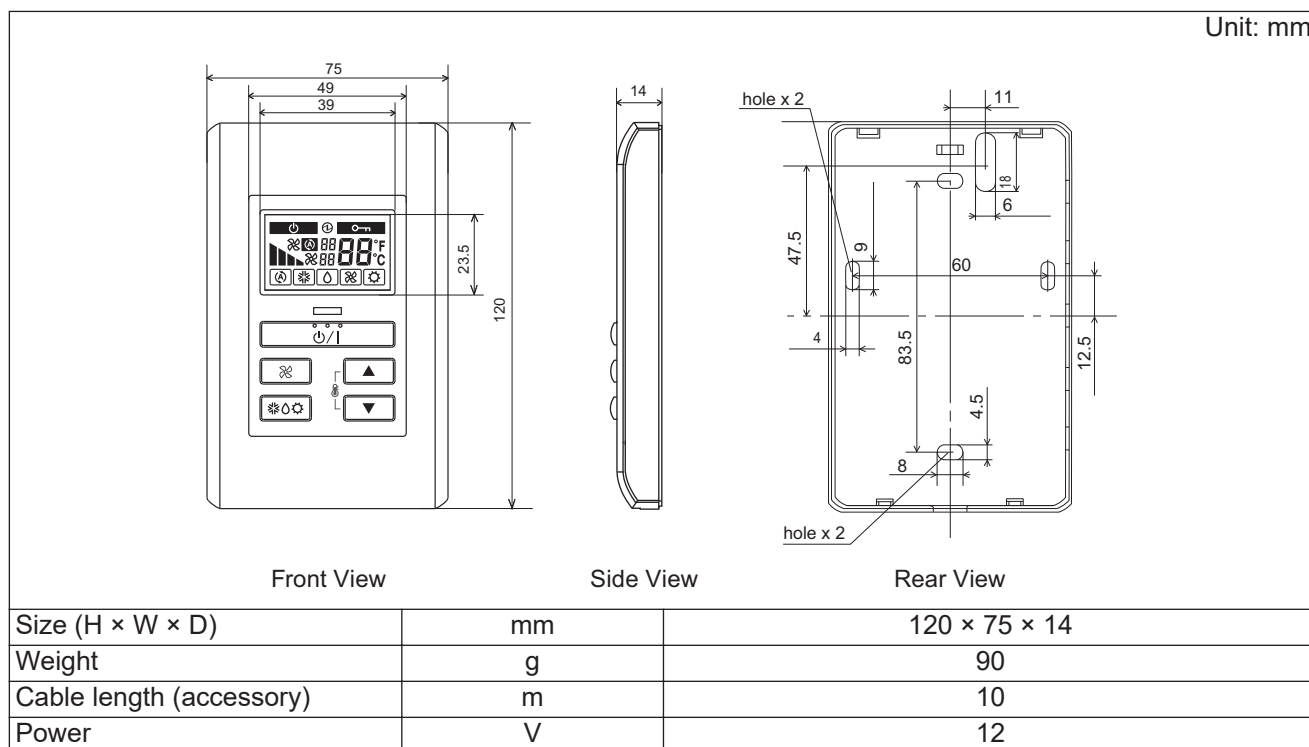
2 remote controllers:



1 (Red): 12 V
 2 (White): Signal
 3 (Black): COM

Specifications

Dimensions and other specifications on the wired remote controller are as follows.



Wiring specifications

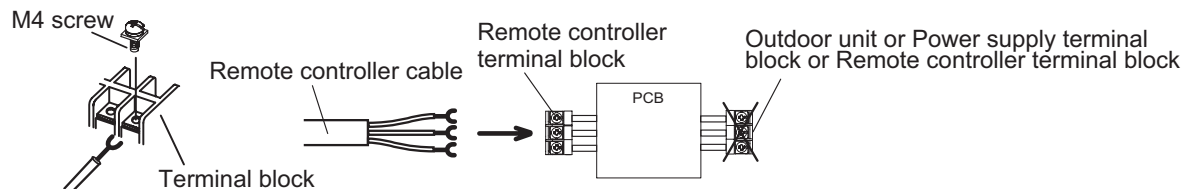
Use	Size	Wire type	Remarks
Remote controller cable	0.33 mm ²	Polar 3 core	Use sheathed PVC cable.

Installation

Connection pattern of wired remote controller varies by the type of the connected indoor unit.

When connecting to terminal block (for Compact cassette, Slim duct, and Mini duct types)

Connect the end of remote controller cable directly to the exclusive terminal block.

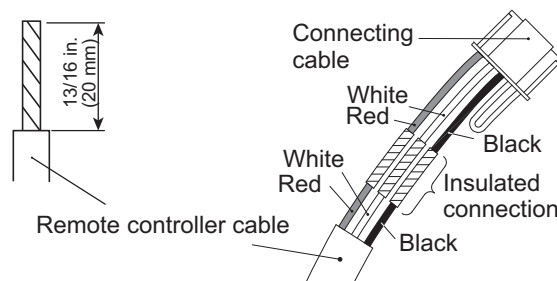


NOTE: It may be failed if it is connected to the outdoor unit or the terminal block for power supply.

● When connecting to Communication Kit (for KM models in Wall mounted type)

When connecting the remote controller to optional Communication Kit, follow the procedures mentioned below.

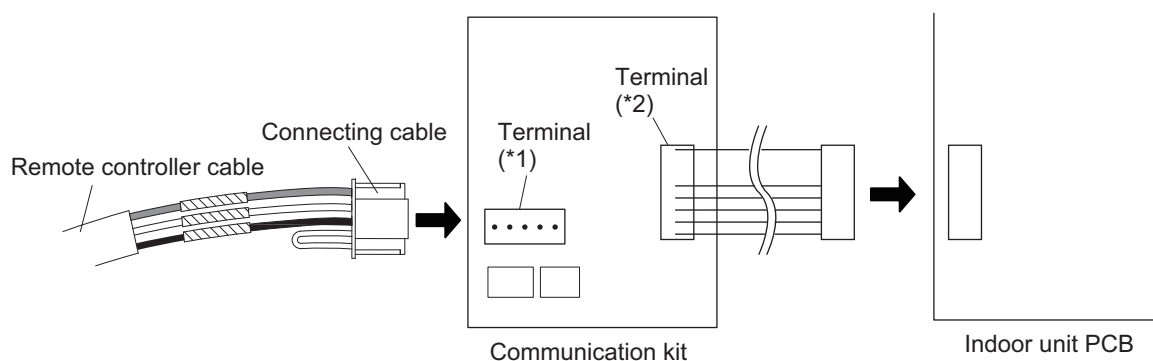
1. Modify the remote controller cable as follows:
 - Use a tool to cut off the terminal on the end of the remote controller cable and then remove the insulation from the cut end of the cable as shown in following figure.
 - Connect the remote controller cable and connecting cable as shown in following figure.
 - Be sure to insulate the connection between the cables.



2. Connect the remote controller cable.
 - Connect the cable made in step 1. to the terminal*1 of optional Communication Kit.
 - Connect the cable from the terminal*2 of Communication Kit to the indoor unit PCB.

*1: CNC01 on UTY-TWBXF2

*2: CND01 on UTY-TWBXF2




■ Required optional parts

Required optional parts for connecting the wired remote controller to the wall mounted type are as follows.

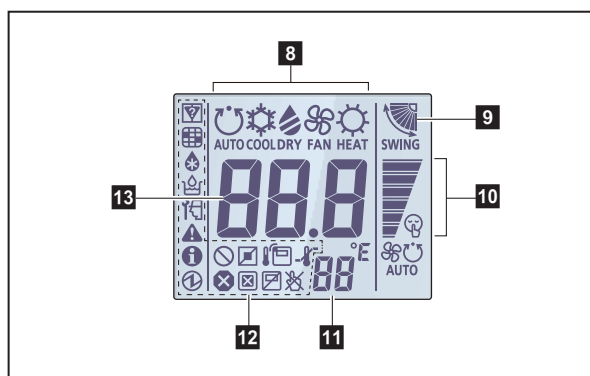
Part name	Model name
External Connect Kit	UTY-XWZXZ5
Communication Kit	UTY-TWBXF2

14-15. Simple remote controller (UTY-RSRG and UTY-RHRG: Optional parts)

Overview



Display panel



1: Available only for UTY-RSR.

*2: Not available for a heat pump model unless it is set up as an administrative indoor unit.

*3: Not available for a heat pump model.

*4: Not available for a cooling-only model.

*5: Set the function setting of the indoor unit accordingly.

*6: During address display mode.

1 LED lamp

Lights during operation.

2 Louver button

Adjusts the airflow direction.

3 START/STOP button

Starts and stops operation.

4 FAN control button

Switches the fan speed as follows:



5 Room temperature sensor (inside)

Senses ambient temperature of unit.

6 Set temperature button

Selects the setting temperature. (18—30 °C [COOL], 10—30 °C [HEAT])

7 Operation mode button*1

Switches the operation mode as follows:



8 Operating mode indicator

9 Airflow direction indicator

10 FAN speed indicator

11 Remote controller address indicator

12 Status icons

Mode mismatch

Filter sign *5

Defrost operation

Oil recovery operation

Under maintenance

Error

Special state

Conducting electricity

Emergency stop

Operation controlled

Forced stop

Remote controller sensor is enabled *5

Central controlled

Setting temperature range is enabled

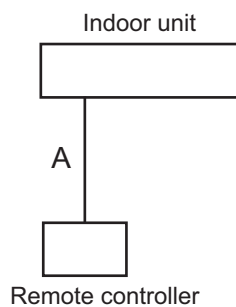
Operation prohibited

13 Set temperature

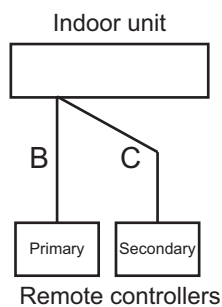
Indicates indoor unit address. *6

System diagram

1 remote controller:



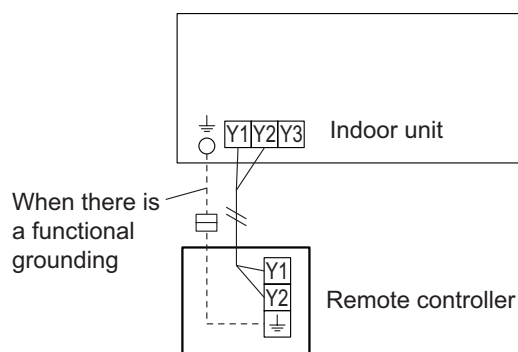
2 remote controllers:



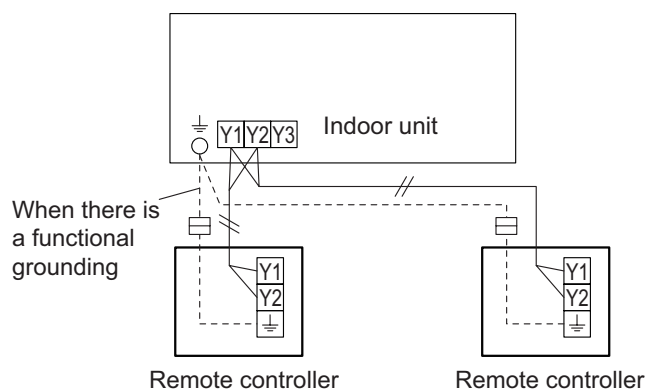
A, B, C: Remote controller cable
 $A \leq 500 \text{ m}$; $B + C \leq 500 \text{ m}$

Electrical wiring

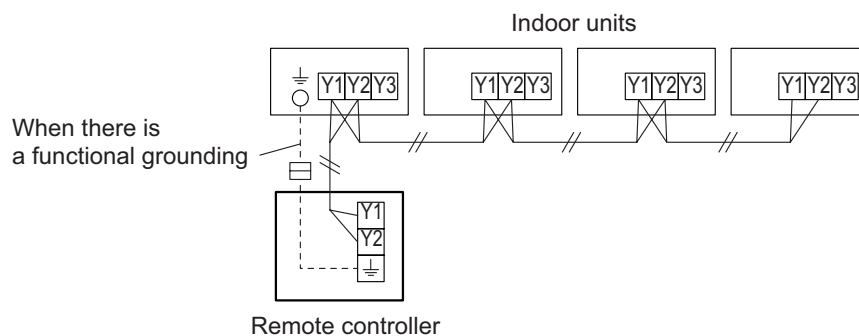
1 remote controller:



2 remote controllers:



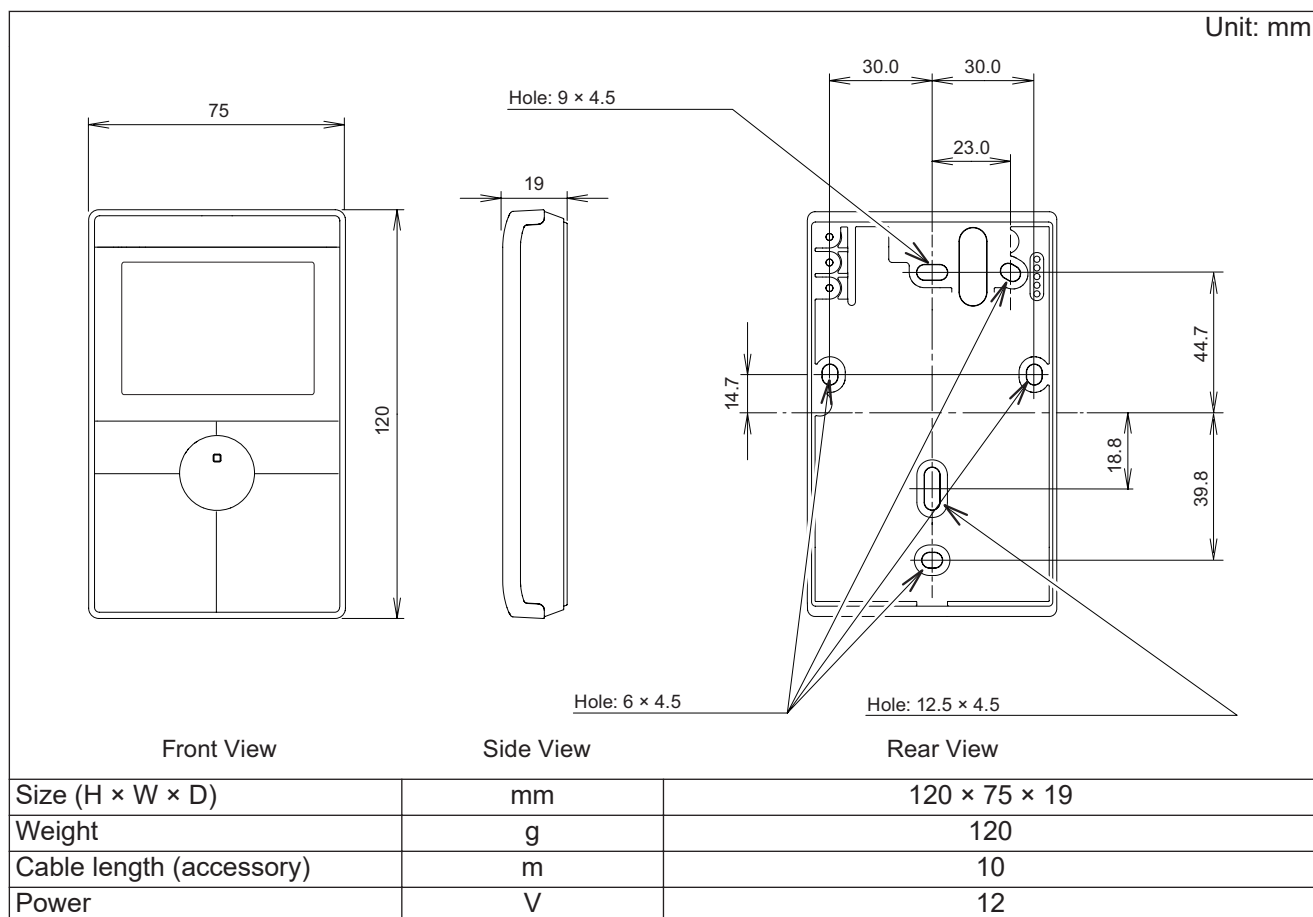
Group control:



NOTE: Group connection with Polar 3-wired remote controller is not allowed.

Specifications

Dimensions and other specifications on the wired remote controller are as follows.

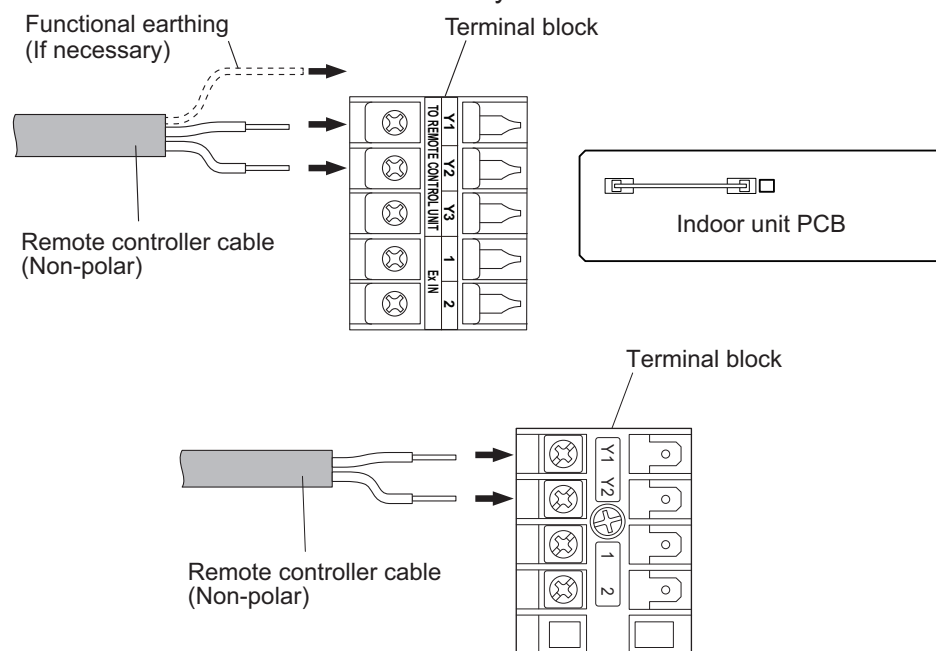


Wiring specifications

Use	Cable size	Wire type	Remarks
Remote controller cable	0.33 to 1.25 mm ²	Non-polar 2-core, Twisted pair	Use sheathed PVC cable.

Installation

Connect the end of remote controller cable directly to the exclusive terminal block.



NOTES:

- The detailed shape and the layout of the terminal block and the PCB vary depending on the indoor unit type.
- Operation may fail if it is connected to the outdoor unit or the terminal block for power supply.

15. Function settings

To adjust the functions of this product according to the installation environment, various types of function settings are available.

NOTE: Incorrect settings can cause a product malfunction.

15-1. Compact cassette, Mini duct, Slim duct types indoor unit (setting by DIP switch)

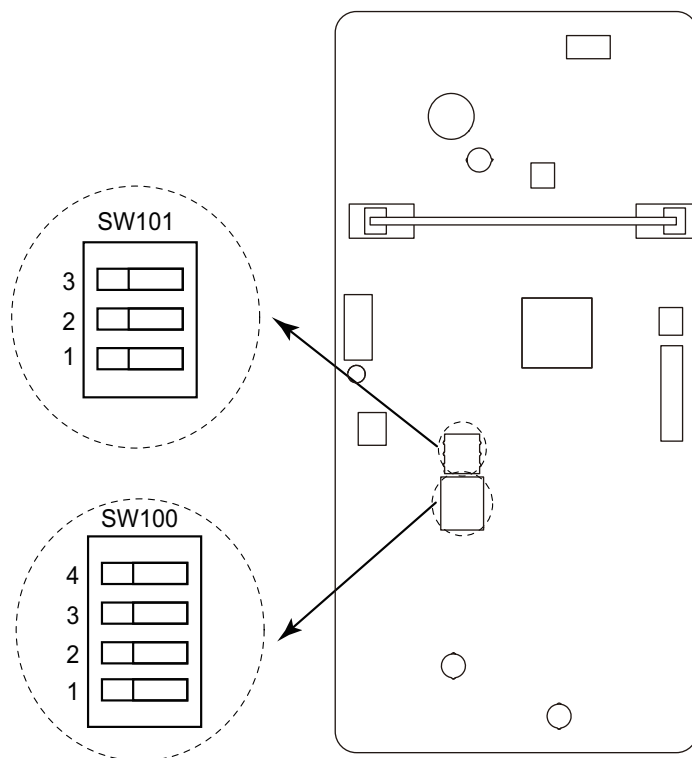
By using some components on the PCB, you can change the function settings.

Related components on the PCB and the applicable settings:

Component			Setting content
DIP switch	SW100	1	Remote controller address setting
		2	
		3	
		4	
	SW101	1	Drainage function setting
		2	Auto louver grille setting
		3	Fan delay setting

■ Component location

Components on the indoor unit main PCB used for the function settings are located as shown in the following figure.



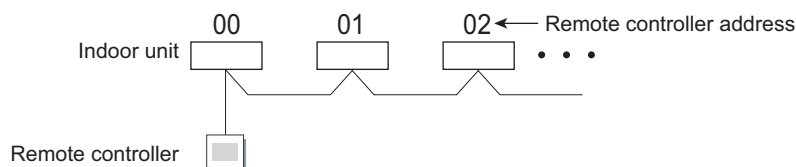
■ DIP switch setting

• SW100: Remote controller address setting

When operating a number of indoor units by using a wired remote controller, DIP switch setting for assigning unit number to each indoor unit is required.

The slide switches are normally set to make the unit number 00.

Remote controller address	Switch number				Factory setting
	1	2	3	4	
00	OFF	OFF	OFF	OFF	◆
01	ON	OFF	OFF	OFF	
02	OFF	ON	OFF	OFF	
03	ON	ON	OFF	OFF	
04	OFF	OFF	ON	OFF	
05	ON	OFF	ON	OFF	
06	OFF	ON	ON	OFF	
07	ON	ON	ON	OFF	
08	OFF	OFF	OFF	ON	
09	ON	OFF	OFF	ON	
10	OFF	ON	OFF	ON	
11	ON	ON	OFF	ON	
12	OFF	OFF	ON	ON	
13	ON	OFF	ON	ON	
14	OFF	ON	ON	ON	
15	ON	ON	ON	ON	



• SW101-Switch 1: Drainage function setting

Switch 1	Drainage function	Factory setting
ON	Disabled	
OFF	Enabled	◆

• SW101-Switch 2: Auto louver grille setting

When Auto Louver Grille Kit (optional parts) is attached, set to "Enabled".

Switch 2	Auto louver grille setting	Factory setting
ON	Enabled	
OFF	Disabled	◆

• SW101-Switch 3: Fan delay setting

When the indoor unit is stopped while operating in conjunction with auxiliary heater, the indoor unit fan operation will continue for 1 minute.

Switch 3	Fan delay	Factory setting
ON	Enabled	
OFF	Disabled	◆

15-2. Medium static pressure duct type

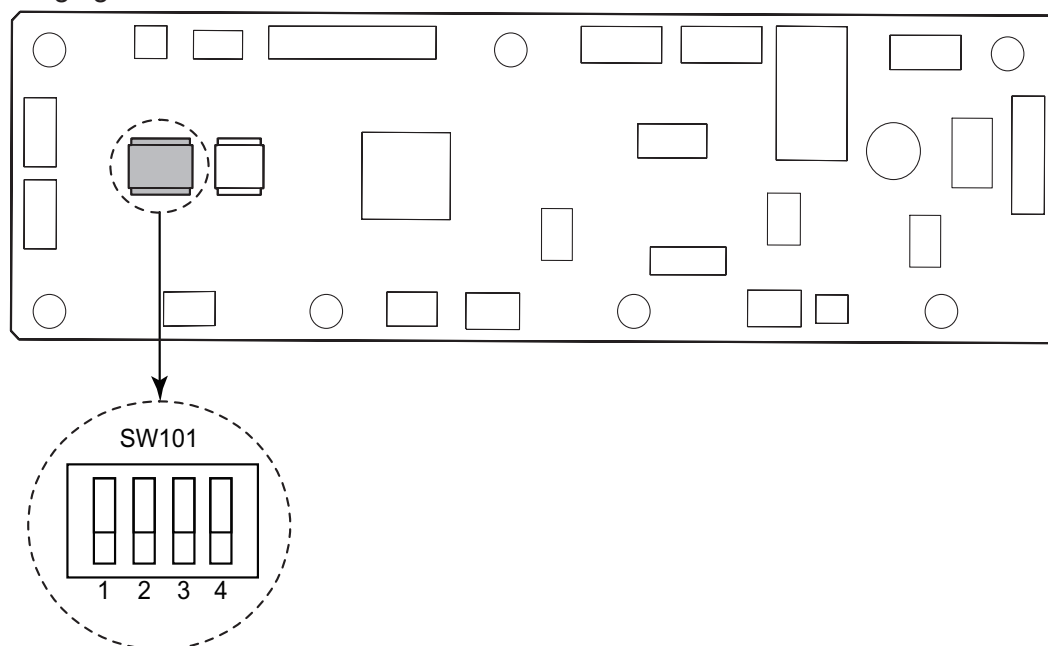
By using some components on the PCB, you can change the function settings.

Related components on the PCB and the applicable settings

Component		Setting content
DIP switch101	1	Drainage function setting
	2	Setting change prohibited
	3	Fan delay setting
	4	Setting change prohibited

● Component location

Components on the indoor unit main PCB used for the function settings are located as shown in the following figure.



● DIP switch setting

- **Switch 1: Drainage function setting (SW101)**

Switch 1	Drainage function	Factory setting
ON	Disabled	
OFF	Enabled	◆

- **Switch 2: Setting change prohibited (SW101)**

- **Switch 3: Fan delay setting (SW101)**

When the indoor unit is stopped while operating in conjunction with auxiliary heater, the indoor unit fan operation will continue for 1 minute.

Switch 3	Fan delay	Factory setting
ON	Enabled	
OFF	Disabled	◆

- **Switch 4: Setting change prohibited (SW101)**

15-3. Indoor unit (setting by wireless remote controller)

CAUTION

This setting changes the function settings used to control the indoor unit according to the installation conditions. Incorrect settings can cause a product malfunction.

- After the power is turned on, perform the “Function setting” according to the installation conditions using the remote controller.
- The settings may be selected between the following two: Function number or Setting number.
- Settings will not be changed if invalid numbers or setting numbers are selected.

■ Preparation

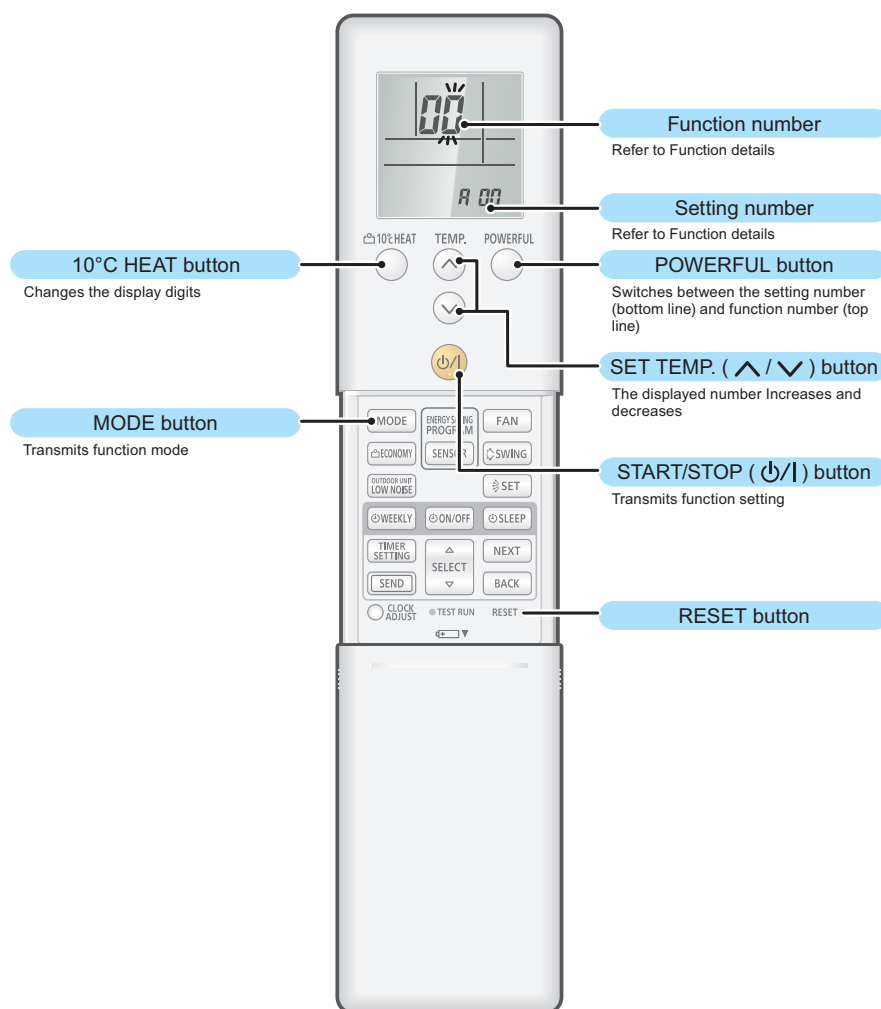
Before connecting the power supply of the indoor unit, reconfirm following items:

- Piping air tightness test and vacuuming have been performed firmly.
- There is no wiring mistake. Then, connect the power supply of the indoor unit.

- **AR-REM4E** (for Wall mounted type KGTE), **AR-REW3E** (for Wall mounted type KGTE, KGTF, KGTG, and KGTH), **AR-REW4E** (for Wall mounted type KETA[-B], KETE[-B], and KETF[-B]), **AR-REW2E** (for Wall mounted type KMTB and KMTE), and **AR-REM7E** (for Floor type)

● Button name and function

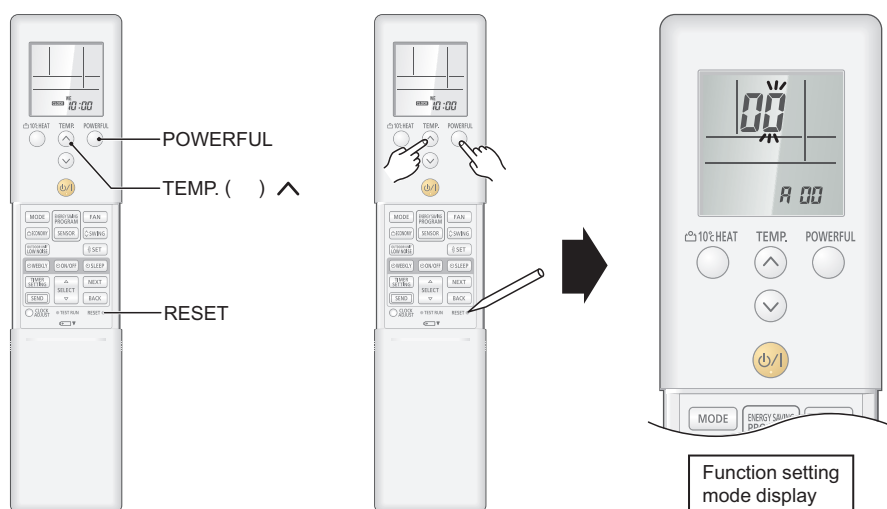
During address setting mode, indoor unit reject the any operation command from remote controller.



NOTE: The number of buttons varies by the remote controller model.

● Function setting procedure

1. Connect the power supply of the outdoor unit.
2. To enter the function setting mode, while holding down the POWERFUL and TEMP. \wedge button, press the RESET button.



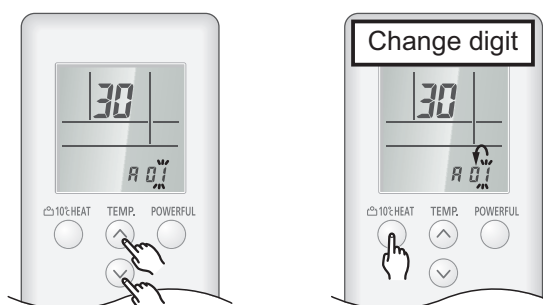
3. Select the function number by pressing the \wedge or the \vee buttons. Each time the 10 °C HEAT button is pressed, it switches between the right digit and the left digit.



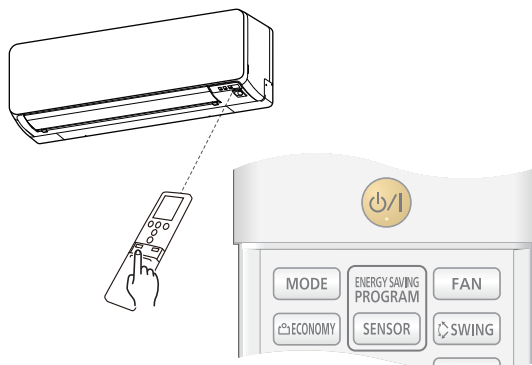
4. Proceed to the setting number by pressing the POWERFUL button. (To return to the function number selection, press the POWERFUL button again.)



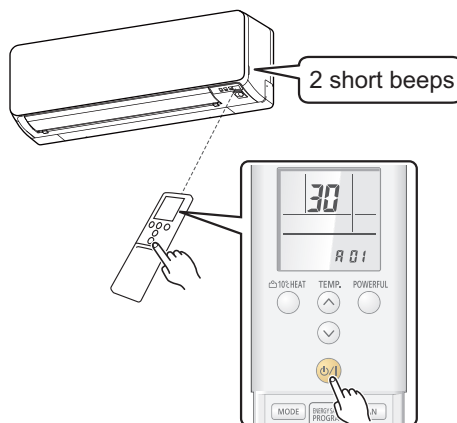
5. Select the function number by pressing the \wedge or the \vee button. Each time the 10 °C HEAT button is pressed, it switches between the right digit and the left digit.



6. Press the MODE button once to transmit the function mode information.



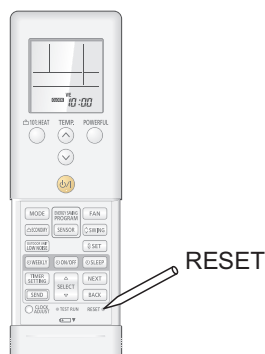
7. Press the ϕ/I button once to transmit the function setting information. 2 short beeps will be emitted from the indoor unit when the signal is received correctly. If wrong code is set, no beep sound will be emitted.



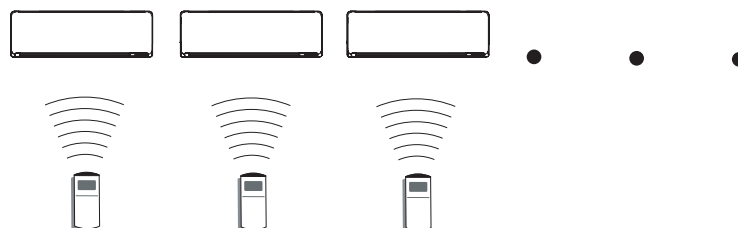
NOTE: Press ϕ/I button within 30 seconds after pressing MODE button.

For the function details, refer to Chapter 15-6. "[Function details](#)" on page 360.

8. Exit the function setting mode by pressing the RESET button.



● Setting up each indoor unit



Repeat step from 1. to 8. to set up each indoor unit. If the custom code is other than "R", steps from 1. to 2. and 8. need to be performed.

● Resetting the power after setting up all indoor units

Important:

- If the reset is not performed, function cannot be read correctly.
- After all the functions have been set, the circuit breaker needs to be switched off for at least 2 minutes.
 - After the 2 minutes has passed, power can be restored.
 - The set function is stored in the PCB and will remain in memory even when the power of indoor unit is turned off.
However setting function is effective after disconnecting the power supply and then reconnecting it.
- Record the latest configuration of the indoor unit function setting on a label, and put the label on the unit so it can be used for after-sales service operations.

Once the RESET button is pressed on the remote controller, the operation mode will be set to the AUTO MODE.

Adjust the operation mode to either cooling or heating before starting the operation of the air conditioner.

NOTE: If custom code other than "H" is set, the remote control must be set accordingly to the indoor unit setting.


● Remote controller custom code setting

Custom code setting of wireless remote controller needs to be same as the setting of the indoor unit. When you change the custom code setting of the wireless remote controller, do as follows:

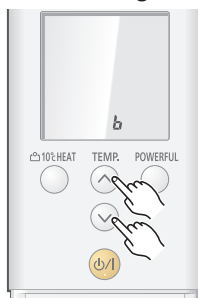
1. Press the START/STOP button until only the clock is displayed on the display.



2. Press the MODE button for at least 5 seconds to display the current custom code (initially set to A).



3. Press the TEMP. " ^ " or the " v " button to change the custom code between A → b → c → d.



4. Press the MODE button again to return to the clock display. The custom code will be changed.

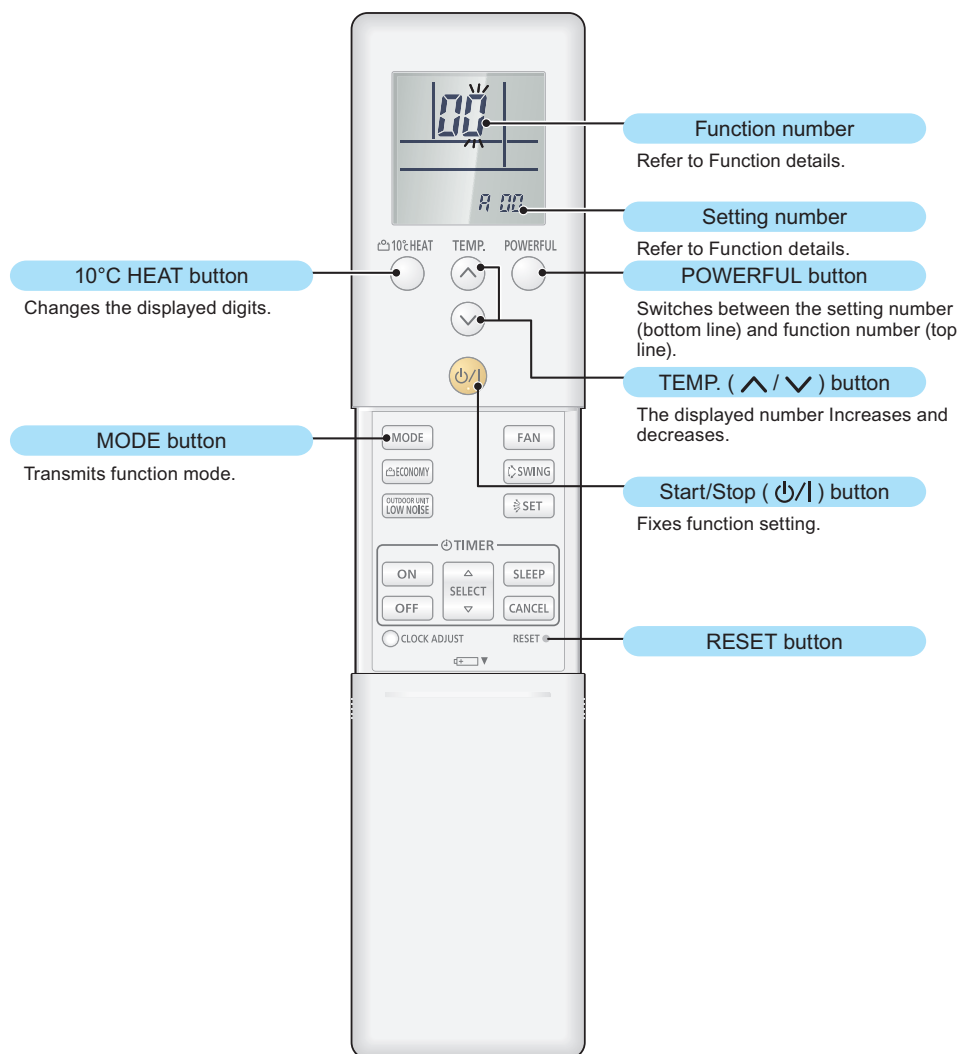


- If no buttons are pressed within 30 seconds after the custom code is displayed, the system returns to the original clock display. In this case, start again from step 1.
- The air conditioner custom code is set to A prior to shipment.
- If you do not know the air conditioner custom code setting, try each of the custom codes (A → b → c → d) until you find the code which operates the air conditioner.

■ AR-REB1E (for Wall mounted type KMTB and KMCC) and AR-RMB1E(-B) (for Wall mounted type KMCE, KMCF, KMCG, KMCG-B, KMCH, and KMCH-B)

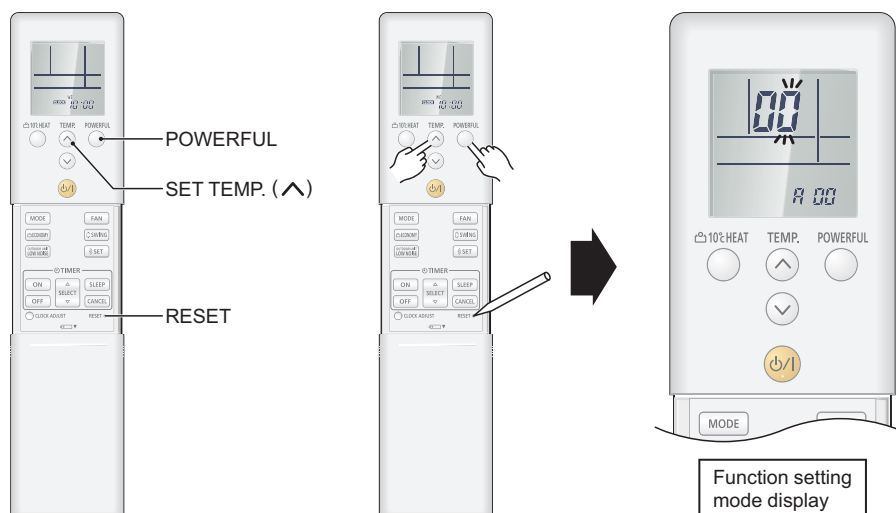
● Button name and function

During address setting mode, indoor unit reject the any operation command from remote controller.



● Function setting procedure

1. Connect the power supply of the outdoor unit.
2. To enter the function setting mode, while holding down the POWERFUL and SET TEMP. \wedge buttons, press the RESET button.



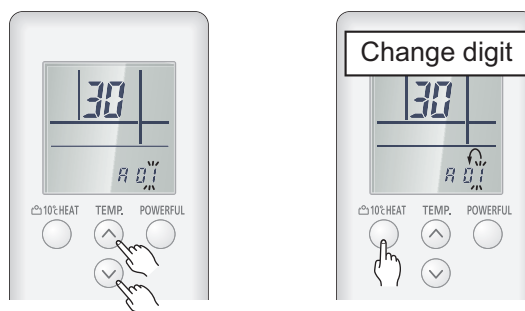
3. Select the function number by pressing the \wedge or the \vee buttons. Each time the 10°C HEAT button is pressed, it switches between the right digit and the left digit.



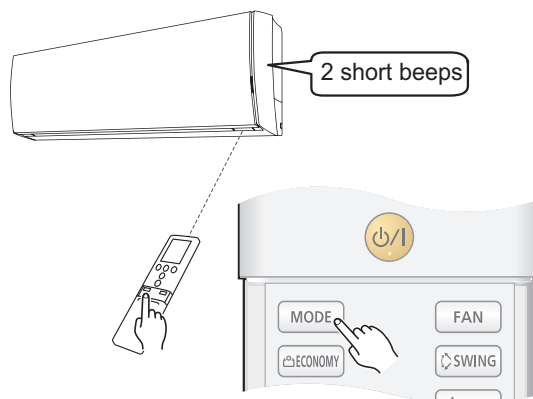
4. Proceed to the setting number by pressing the POWERFUL button. (To return to the function number selection, press the POWERFUL button again.)



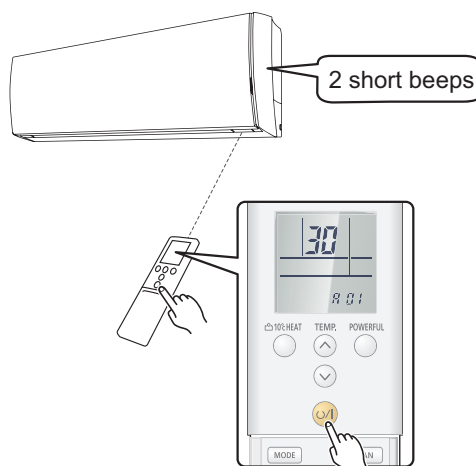
5. Select the function number by pressing the \wedge or the \vee button. Each time the 10°C HEAT button is pressed, it switches between the right digit and the left digit.



6. Press the MODE button once to transmit the function mode information.



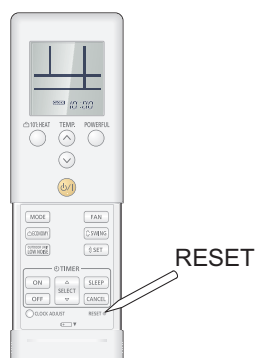
7. Press the ϕ/I button once to transmit the function setting information. 2 short beeps will be emitted from the indoor unit when the signal is received correctly. If wrong code is set, no beep sound will be emitted.



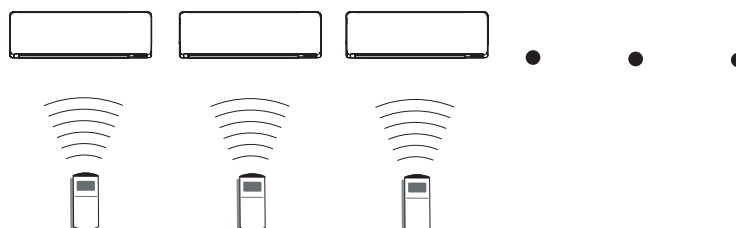
NOTE: Press ϕ/I button within 30 seconds after pressing MODE button.

For the function details, refer to Chapter 15-6. ["Function details"](#) on page 360.

8. Exit the function setting mode by pressing the RESET button.



● Setting up each indoor unit



Repeat step from 1. to 8. to set up each indoor unit. If the custom code is other than "H", steps from 1. to 2. and 8. need to be performed.

● Resetting the power after setting up all indoor units

Important:

- If the reset is not performed, function cannot be read correctly.
- After all the functions have been set, the circuit breaker needs to be switched off for at least 2 minutes.
 - After the 2 minutes has passed, power can be restored.
 - The set function is stored in the PCB and will remain in memory even when the power of indoor unit is turned off.
However setting function is effective after disconnecting the power supply and then reconnecting it.
- Record the latest configuration of the indoor unit function setting on a label, and put the label on the unit so it can be used for after-sales service operations.

Once the RESET button is pressed on the remote controller, the operation mode will be set to the AUTO MODE.

Adjust the operation mode to either cooling or heating before starting the operation of the air conditioner.

NOTE: If custom code other than "H" is set, the remote control must be set accordingly to the indoor unit setting.

● Remote controller custom code setting

Custom code setting of wireless remote controller needs to be same as the setting of the indoor unit. When you change the custom code setting of the wireless remote controller, do as follows:

1. Press the START/STOP button until only the clock is displayed on the display.



2. Press the MODE button for at least 5 seconds to display the current custom code (initially set to A).



3. Press the SET TEMP. “^” or the “v” button to change the custom code between A → b → c → d.



4. Press the MODE button again to return to the clock display. The custom code will be changed.

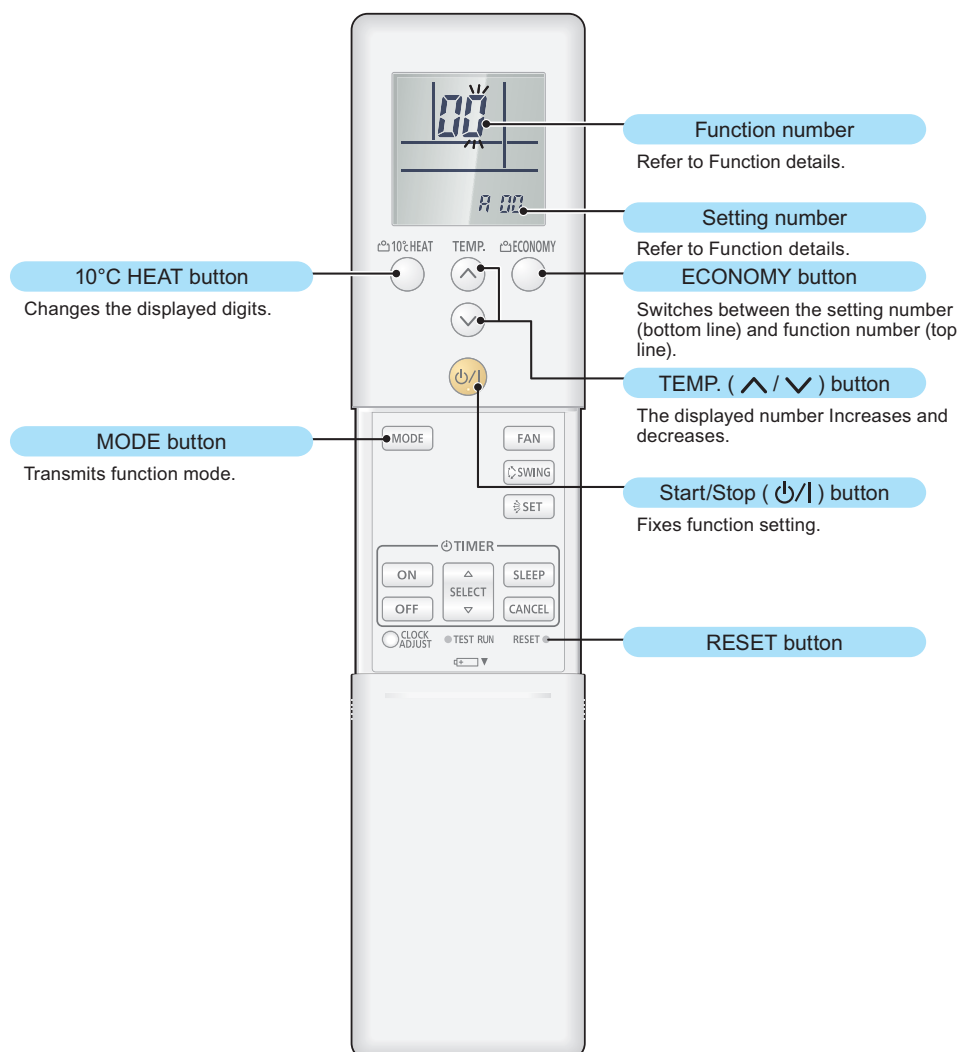


- If no buttons are pressed within 30 seconds after the custom code is displayed, the system returns to the original clock display. In this case, start again from step 1.
- The air conditioner custom code is set to A prior to shipment.
- If you do not know the air conditioner custom code setting, try each of the custom codes (A → b → c → d) until you find the code which operates the air conditioner.

■ UTY-LNTG (for Compact cassette type) or AR-REJ1E (included in UTY-LBTGM for Duct type, UTY-LBTGH for Ceiling type)

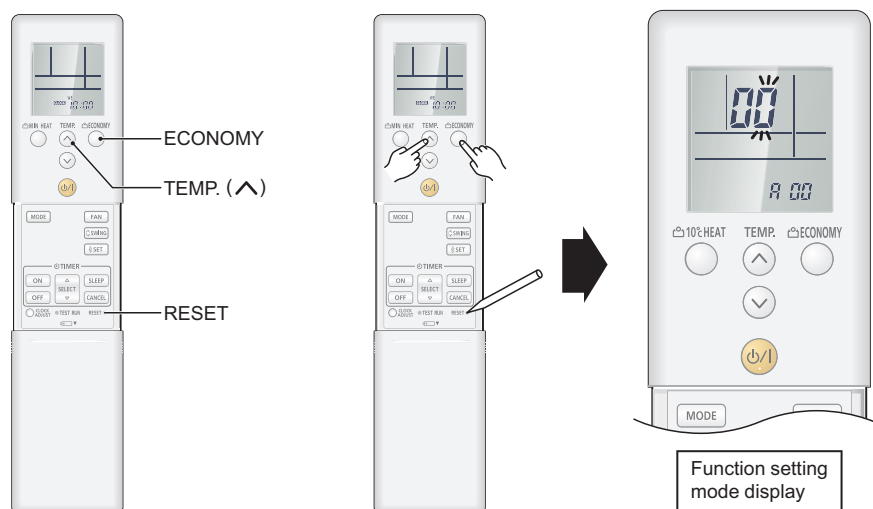
● Button name and function

During address setting mode, indoor unit reject the any operation command from remote controller.



● Function setting procedure

1. Connect the power supply of the outdoor unit.
2. To enter the function setting mode, while holding down the ECONOMY and TEMP. \wedge buttons, press the RESET button.



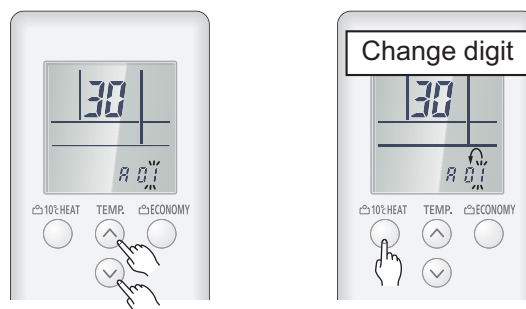
3. Select the function number by pressing the \wedge or the \vee buttons. Each time the 10°C HEAT button is pressed, it switches between the right digit and the left digit.



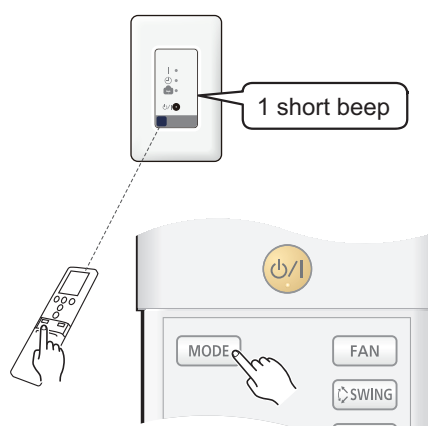
4. Proceed to the setting number by pressing the ECONOMY button. (To return to the function number selection, press the ECONOMY button again.)



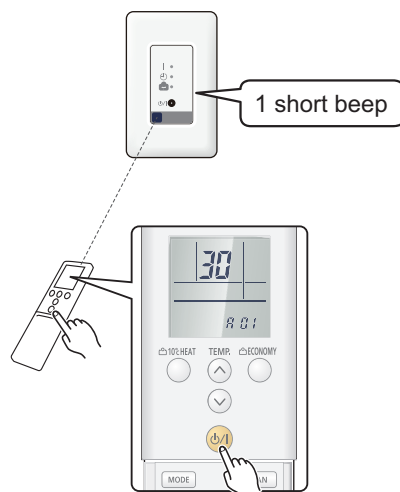
5. Select the function number by pressing the \wedge or the \vee button. Each time the 10°C HEAT button is pressed, it switches between the right digit and the left digit.



6. Press the MODE button once to transmit the function mode information.



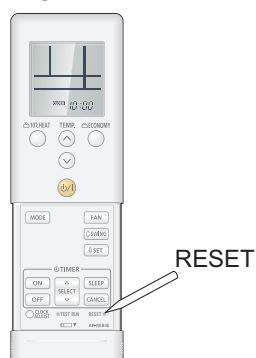
7. Press the ϕ /I button once to transmit the function setting information. 1 short beep will be emitted from the indoor unit or the IR receiver when the signal is received correctly. If wrong code is set, no beep sound will be emitted.



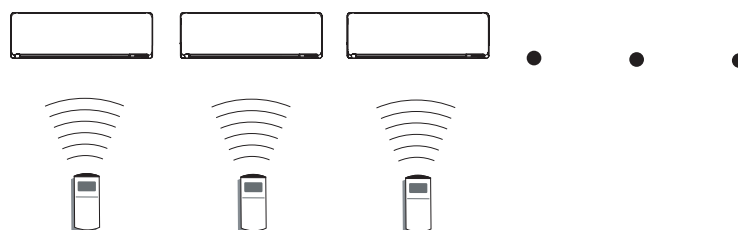
NOTE: Press ϕ /I button within 30 seconds after pressing MODE button.

For the function details, refer to Chapter 15-6. "[Function details](#)" on page 360.

8. Exit the function setting mode by pressing the RESET button.



● Setting up each indoor unit



Repeat step from 1. to 8. to set up each indoor unit. If the custom code is other than "A", steps from 1. to 2. and 8. need to be performed.

● Resetting the power after setting up all indoor units

Important:

- If the reset is not performed, function cannot be read correctly.
- After all the functions have been set, the circuit breaker needs to be switched off for at least 2 minutes.
 - After the 2 minutes has passed, power can be restored.
 - The set function is stored in the PCB and will remain in memory even when the power of indoor unit is turned off.
However setting function is effective after disconnecting the power supply and then reconnecting it.
- Record the latest configuration of the indoor unit function setting on a label, and put the label on the unit so it can be used for after-sales service operations.

Once the RESET button is pressed on the remote controller, the operation mode will be set to the AUTO MODE.


Adjust the operation mode to either cooling or heating before starting the operation of the air conditioner.

NOTE: If custom code other than "H" is set, the remote control must be set accordingly to the indoor unit setting.

● Remote controller custom code setting

Custom code setting of wireless remote controller needs to be same as the setting of the indoor unit. When you change the custom code setting of the wireless remote controller, do as follows:

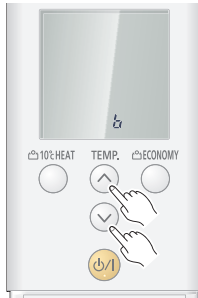
1. Press the START/STOP button until only the clock is displayed on the display.



2. Press the MODE button for at least 5 seconds to display the current custom code (initially set to A).



3. Press the TEMP. “^” or the “v” button to change the custom code between A → b → c → d.



4. Press the MODE button again to return to the clock display. The custom code will be changed.



- If no buttons are pressed within 30 seconds after the custom code is displayed, the system returns to the original clock display. In this case, start again from step 1.
- The air conditioner custom code is set to A prior to shipment.
- If you do not know the air conditioner custom code setting, try each of the custom codes (A → b → c → d) until you find the code which operates the air conditioner.

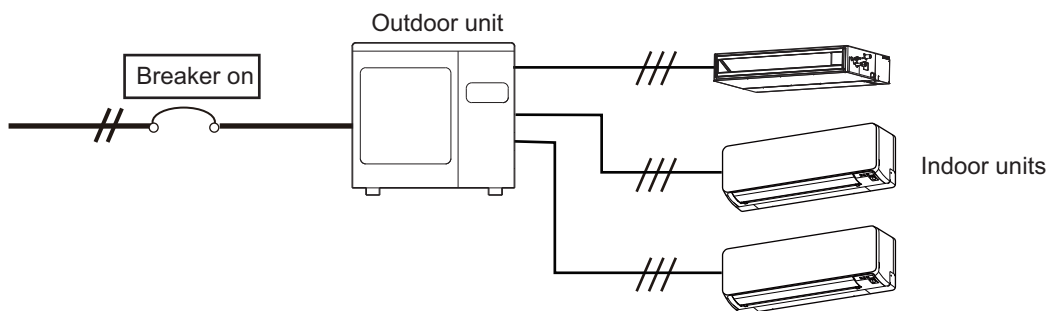
■ AR-RPF4E (for Wall mounted type KNCA and KNCH)

The function number and the associated setting value are displayed on the LCD of the remote controller. Follow the instructions written in the local setup procedure supplied with the remote controller, and select appropriate setting according to the installation environment.

Before connecting the power supply of the indoor unit, reconfirm following items:

- Piping air tight test and vacuuming have been performed firmly.
- There is no wiring mistake.

Then, connect the power supply of the indoor unit.



Entering function setting mode:

While pressing the FAN SPEED button and TEMP./SELECT (^) button simultaneously, press the RESET button to enter the function setting mode.

STEP 1: Setting the remote controller custom code

Use the following steps to select the custom code of the remote controller. (Note that the air conditioner cannot receive a custom code if the air conditioner has not been set for the custom code.)

The custom codes that are set through this process are applicable only to the signal in the function setting.

For details on how to set the custom codes through the normal process, refer to ["Custom code setting on AR-RPF4E"](#) on page 339.

1. Press the TEMP./SELECT (^) (v) buttons to change the custom code between $\overline{A} \rightarrow \overline{b} \rightarrow \overline{c} \rightarrow \overline{d}$. Match the code on the display to the air conditioner custom code. (Initially set to \overline{A} .) If the custom code does not need to be selected, press the MODE button, and proceed to **STEP 2**.
2. Press the MODE button to accept the custom code, and proceed to **STEP 2**.



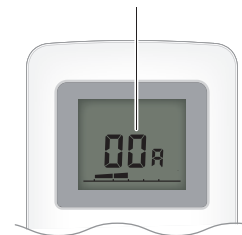
NOTES:

- The air conditioner custom code is set to \overline{A} prior to shipment.
- The remote controller resets to custom code \overline{A} when the batteries on the remote controller are replaced. If you use a custom code other than code \overline{A} , reset the custom code after replacing the batteries.
- If you do not know the air conditioner custom code setting, try each of the custom codes ($\overline{A} \rightarrow \overline{b} \rightarrow \overline{c} \rightarrow \overline{d}$) until you find the code that operates the air conditioner.

STEP 2: Selecting the function number and setting value

1. Press the TEMP./SELECT (▲) (▼) buttons to select the function number. To switch between the left and right digits, press the MODE button.
2. Press the FAN SPEED button to proceed the setting value. To return the function number selection, press the FAN SPEED button again.
3. Press the TEMP./SELECT (▲) (▼) buttons to select the setting value. To switch between the left and right digits, press the MODE button.
4. Press the TIMER button, and when the indoor unit beeps, press the ϕ /I (START/STOP) button to confirm the settings.
5. Press the RESET button to cancel the function setting mode.
6. After completing the function setting, be sure to disconnect the power supply and then reconnect it.

Function number



Setting value

**⚠ CAUTION**

- After disconnecting the power supply, wait 30 seconds or more before reconnecting it. The function setting will not become active unless the power supply is disconnected and then reconnected.
- When using a custom code other than \bar{R} , press RESET and then press and hold MODE again for 5 seconds or more to set the custom code.

● Custom code setting on AR-RPF4E

To interconnect the air conditioner and the wireless remote controller, assignment of the custom code for the wireless remote controller is required.

NOTE: Air conditioner cannot receive a signal if the air conditioner has not been set for the custom code.

When 2 or more air conditioners are installed in a room, and the remote controller is operating an air conditioner other than the one you wish to set, change the custom code of the remote controller to operate only the air conditioner you wish to set. (4 selections possible.)

Confirm the setting of the remote controller custom code and the function setting. If these do not match, the remote controller cannot be used to operate for the air conditioner.

1. Press the ϕ/I (START/STOP) button until the indicators on the remote controller turn off.
2. Press the MODE button for at least 5 seconds to display the current custom code. (Initially set to \overline{A} .)
3. Press the TEMP./SELECT (\wedge) (\vee) buttons to change the custom code between $\overline{A} \rightarrow \overline{B} \rightarrow \overline{C} \rightarrow \overline{D}$. Match the code on the display to the air conditioner custom code. (Initially set to \overline{A} .)
4. Press the MODE button again to return to the original display. The custom code will be changed.



To set custom code \overline{B} , \overline{C} , or \overline{D} , perform same procedures for each code.

NOTES:

- If no button is pressed within 30 seconds after the custom code is displayed, the system returns to the original display. In this case, start again from step 1.
- The air conditioner custom code is set to \overline{A} prior to shipment. To change the custom code, contact your retailer.
- If you do not know the assigned code for the air conditioner, try each of the custom code ($\overline{A} \rightarrow \overline{B} \rightarrow \overline{C} \rightarrow \overline{D}$) until you find the code which operates the air conditioner.

15-4. Indoor unit (setting by wired remote controller)

- The function settings of the control of the indoor unit can be changed by this procedure according to the installation conditions. Incorrect settings can cause the indoor unit malfunction.
- After the power is turned on, perform the “Function setting” according to the installation conditions using the remote controller.
- The settings may be selected between the following two: Function number or Setting number.
- Settings will not be changed if invalid numbers or setting numbers are selected.
- This function cannot be used on the secondary units.

■ Preparation

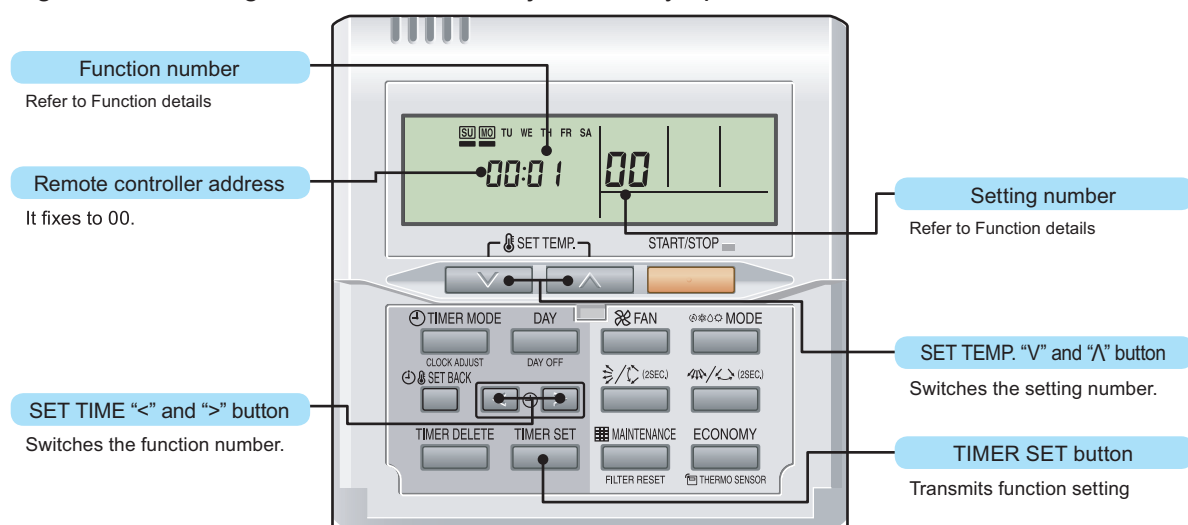
Before connecting the power supply of the indoor unit, reconfirm following items:

- Piping air tightness test and vacuuming have been performed firmly.
- There is no wiring mistake. Then, connect the power supply of the indoor unit.

■ UTY-RNNGM

● Button name and function

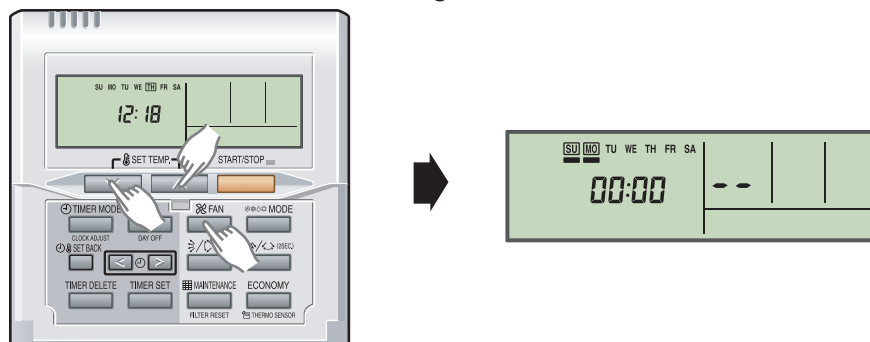
During address setting mode, indoor unit reject the any operation command from remote controller.



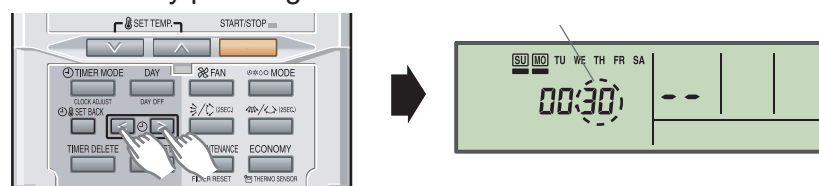
● Function setting procedure

1. Connect the power supply of the outdoor unit.
2. Switch to the function setting mode.

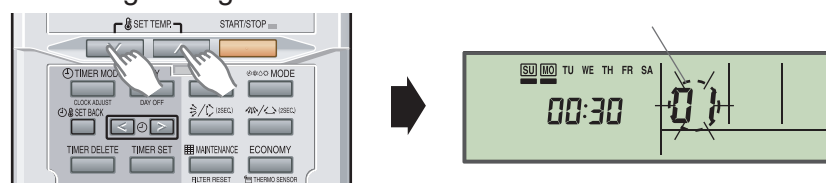
To enter the function setting mode, hold down the 3 buttons of SET TEMP. ∇, SET TEMP. ^, and FAN at the same time for 5 seconds or longer.



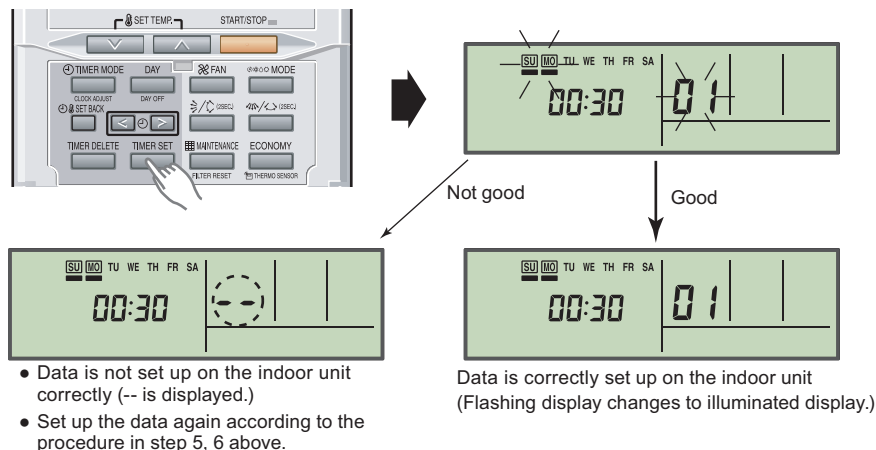
3. Select the function number by pressing the SET TIME < or the SET TIME > button.



4. Select the setting number by pressing the SET TEMP. ^ or the SET TEMP. ∇ button. The display flashes during setting number selection.

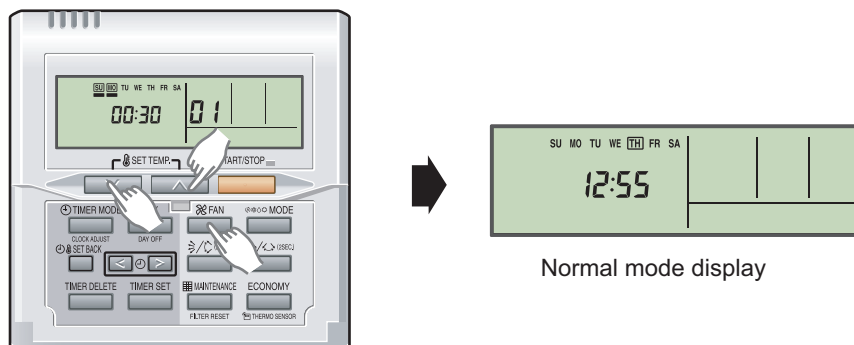


5. Confirm the setting by pressing the **TIMER SET** button.
The data will be transferred to the indoor unit.



Function details: Refer to Chapter 15-6. ["Function details"](#) on page 360.

6. Exit the function setting mode by holding 3 buttons of **SET TEMP.** ∇ , **SET TEMP.** \wedge and **FAN** at the same time.



If no button is pressed within 60 seconds after buttons mentioned above are pressed, it will automatically exit the function setting mode.

If you exit the function setting mode unintentionally during setting, enter the mode again according to the procedure in step 2.

● Setting up each indoor unit

Repeat the procedures from step 1 to 6, and set up the indoor units requiring function setting.

● Resetting the power after setting up function of all indoor units

NOTES:

- If the reset is not performed, function cannot be read correctly.
- After all the functions have been set, the circuit breaker needs to be switched off for at least 2 minutes.
 - After the 2 minutes has passed, power can be restored.
 - The set function is stored in the PCB and will remain in memory even when the power of indoor unit is turned off.

However setting function is effective after disconnecting the power supply and then reconnecting it.
- Record the latest configuration of the indoor unit function setting on a label, and put the label on the unit so it can be used for after-sales service operations.

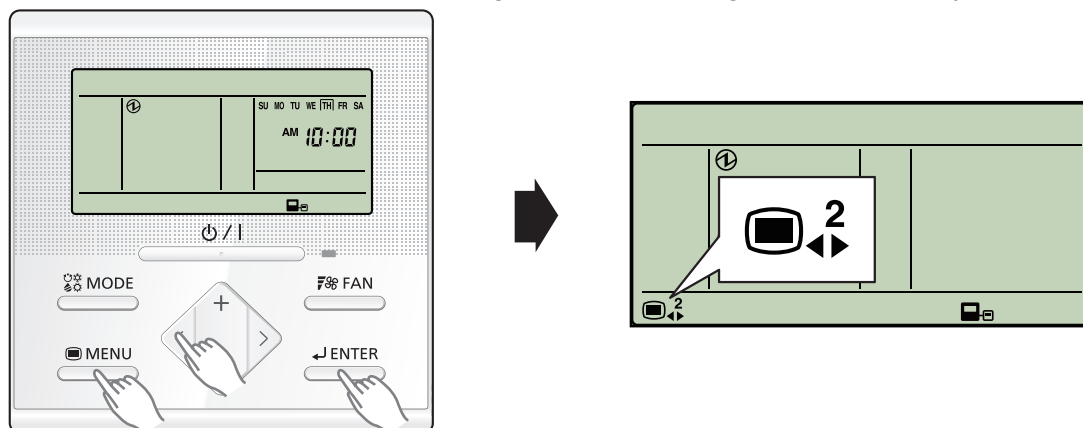
■ UTY-RLRG

● Setting procedure by using wired remote controller

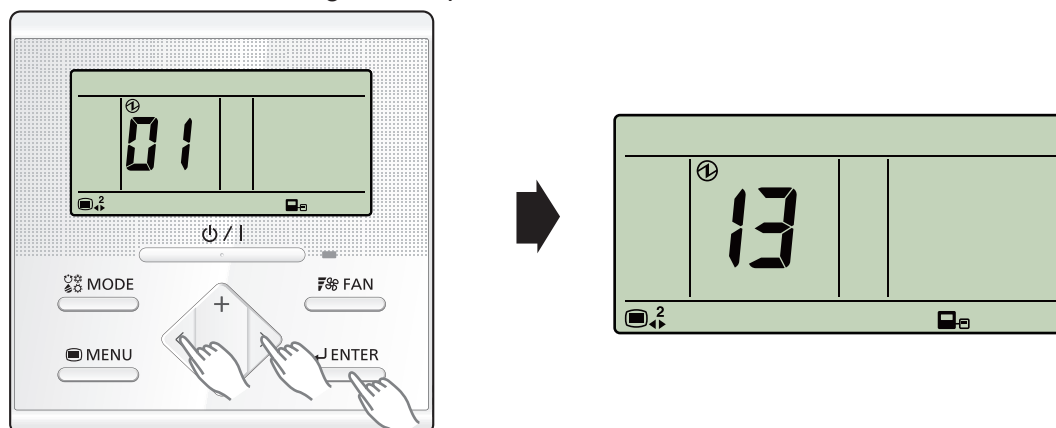
The function number and the associated setting value are displayed on the LCD of the remote controller. Follow the instructions written in the local setup procedure supplied with the remote controller, and select appropriate setting according to the installation environment.

Before connecting the power supply of the indoor unit, reconfirm following items:

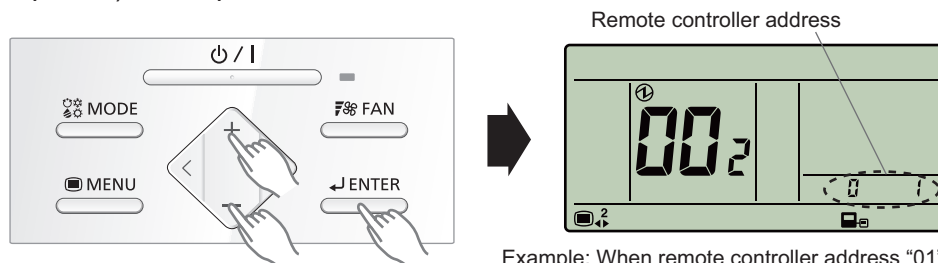
- Piping air tightness test and vacuuming have been performed firmly.
 - There is no wiring mistake.
1. Connect the power supply.
 2. To activate the address setting mode, hold down the three buttons of “MENU”, “<”, and “ENTER” at the same time for 2 seconds or longer. Menu 2 setting screen is displayed.



3. Select the “13” in Menu 2 settings. Then press the “ENTER” button.

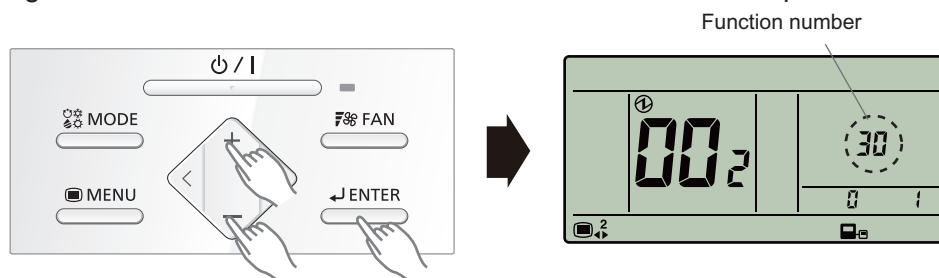


4. Pressing the “+” or “-” button, select a remote controller address (select the indoor unit you want to operate). Then press the “ENTER” button.

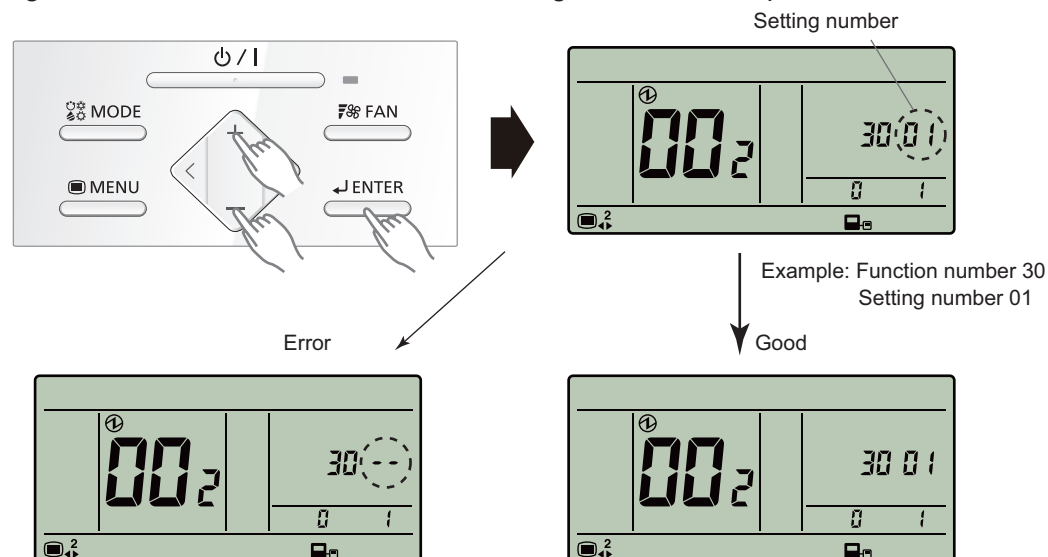


Example: When remote controller address “01” is selected.

5. Pressing the "+" or "-" button, to select the function number. Then press the "ENTER" button.



6. Pressing the "+" or "-" button, to select the setting number. Then press the "ENTER" button.



- When the data was not set up on the indoor unit (" --" is displayed.)

- Set up the data again.

- When the data was normally set up on the indoor unit.

Pressing the "ENTER" button to return to the address selection screen.

If setting has been completed, pressing the "MENU" button to return to the Menu 2 item selection screen.

● Setting up each indoor unit

Repeat the procedure from step 1 to 6, and set up the indoor units requiring function setting.

● Resetting the power after setting up function of all indoor units

NOTES:

- If the reset is not performed, function cannot be read correctly.
- After all the functions have been set, the circuit breaker needs to be switched off for at least 2 minutes.
 - After the 2 minutes has passed, power can be restored.
 - The set function is stored in the PCB and will remain in memory even when the power of indoor unit is turned off.

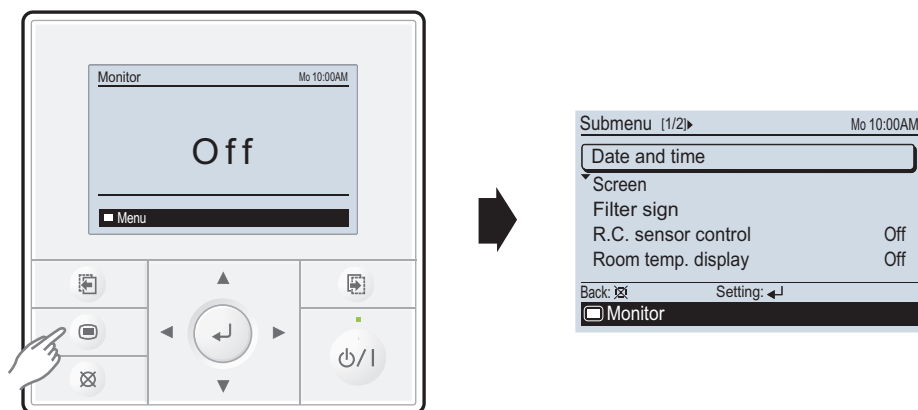
However setting function is effective after disconnecting the power supply and then reconnecting it.
- Record the latest configuration of the indoor unit function setting on a label, and put the label on the unit so it can be used for after-sales service operations.

■ UTY-RVNGM

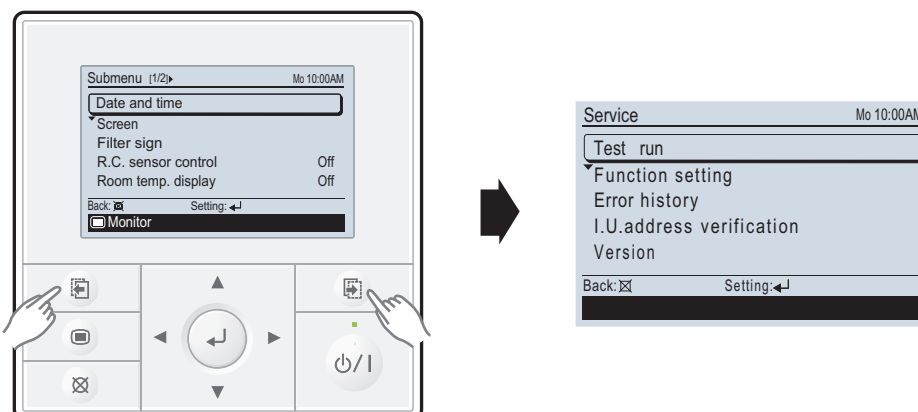
● Function setting procedure

1. Connect the power supply of the outdoor unit.
2. Switch to the function setting mode.

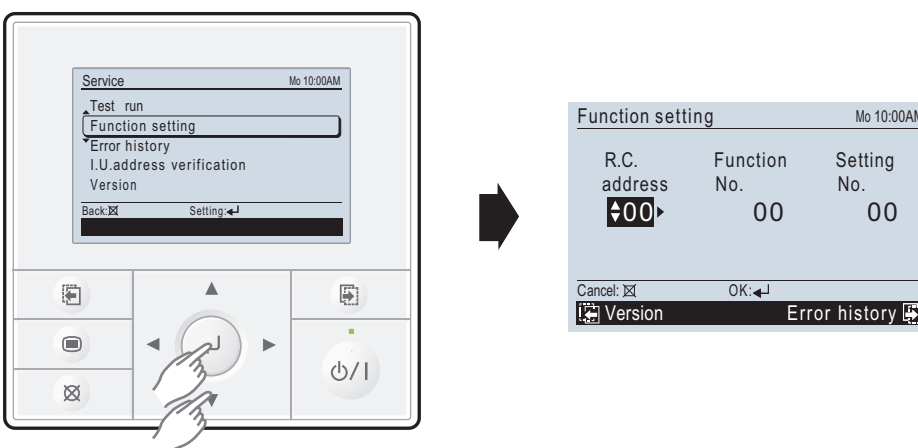
When [Menu button] is pressed twice while "Monitor" screen is displayed, it switches to the "Submenu" screen. If [Menu button] is pressed while the "Submenu" screen is displayed, the display returns to the "Monitor" screen.



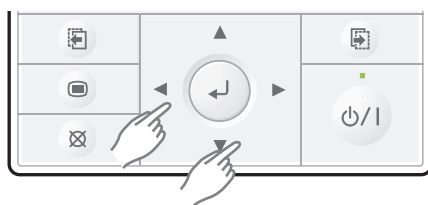
Press the [Screen switch button (Left)] and [Screen switch button (Right)] simultaneously for 5 seconds to switch to "Service" screen.



Select [Function setting] with pressing the [Cursor button (Up/Down)], and press the [Enter button].

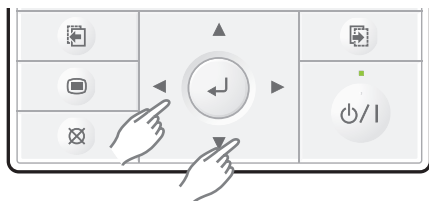


3. Select the [Function No.] with pressing the [Cursor button (Left/Right)], and select the Function No. to be set with pressing the [Cursor button (Up/Down)].



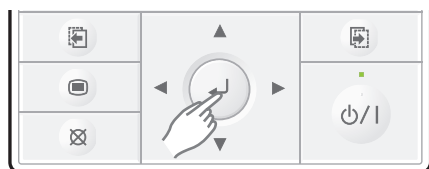
Function setting			Mo 10:00AM
R.C. address	Function No.	Setting No.	
00	30	00	
Cancel: [X] OK: [Enter]			
Version		Error history	

4. Select the [Setting No.] with pressing the [Cursor button (Left/Right)], and select the Setting No. to be set with pressing the [Cursor button (Up/Down)].



Function setting			Mo 10:00AM
R.C. address	Function No.	Setting No.	
00	30	01	
Cancel: [X] OK: [Enter]			
Version		Error history	

5. Pressing the [Enter button], confirm the setting. The data will be transferred to the indoor unit.



Function setting			Mo 10:00AM
R.C. address	Function No.	Setting No.	
00	30	01	
Cancel: [X] OK: [Enter]			
Version		Error history	

Error

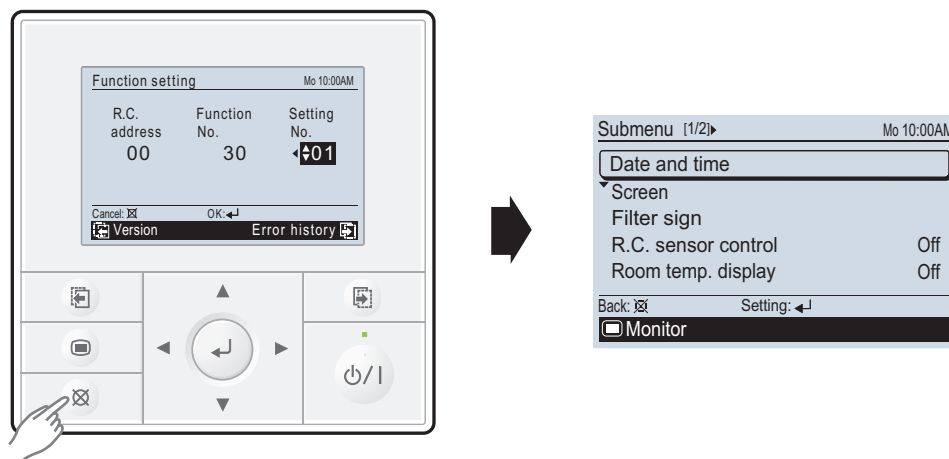
Good

Function setting			Mo 10:00AM
R.C. address	Function No.	Setting No.	
00	30	--	
Cancel: [X] OK: [Enter]			
Version		Error history	

Function setting			Mo 10:00AM
R.C. address	Function No.	Setting No.	
00	30	01	
Cancel: [X] OK: [Enter]			
Version		Error history	

Function details: Refer to Chapter 15-6. ["Function details"](#) on page 360.

6. When [Cancel button] is pressed twice while “Function setting” screen is displayed, it switches to the “Submenu” screen.



If no button is pressed within 60 seconds after buttons mentioned above are pressed, it will automatically exit the function setting mode.

If you exit the function setting mode unintentionally during setting, enter the mode again according to the procedure in step 2.

● Setting up each indoor unit

Repeat the procedures from step 1 to 6, and set up the indoor units requiring function setting.

● Resetting the power after setting up function of all indoor units

NOTES:

- If the reset is not performed, function cannot be read correctly.
- After all the functions have been set, the circuit breaker needs to be switched off for at least 2 minutes.
 - After the 2 minutes has passed, power can be restored.
 - The set function is stored in the PCB and will remain in memory even when the power of indoor unit is turned off.

However setting function is effective after disconnecting the power supply and then reconnecting it.
- Record the latest configuration of the indoor unit function setting on a label, and put the label on the unit so it can be used for after-sales service operations.

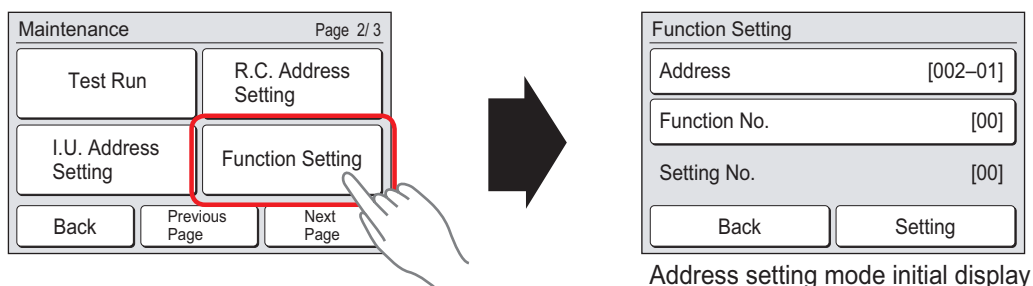
■ UTY-RNRGZ*

● Setting procedure by using wired remote controller

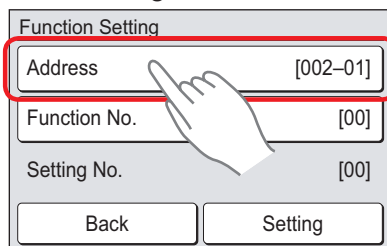
The function number and the associated setting value are displayed on the LCD of the remote controller. Follow the instructions written in the local setup procedure supplied with the remote controller, and select appropriate setting according to the installation environment.

Before connecting the power supply of the indoor unit, reconfirm following items:

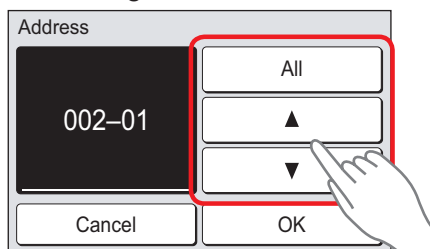
- Piping air tightness test and vacuuming have been performed firmly.
 - There is no wiring mistake.
1. Connect the power supply.
 2. When the “Function Setting” on the “Maintenance” screen is touched, the “Installer Password Verification” screen is displayed. After enter the installer password, and touch the “OK”, “Function Setting” screen is displayed.



3. Touch the “Address” on the “Function Setting” screen.

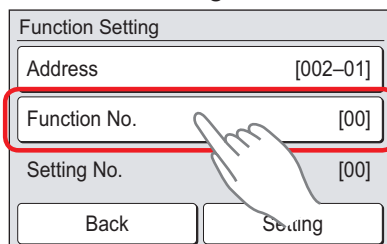


4. “Address” screen is displayed. Select the address of the indoor unit whose function number is be set by touching ▲ or ▼. When setting at all the indoor units, touch “All”.

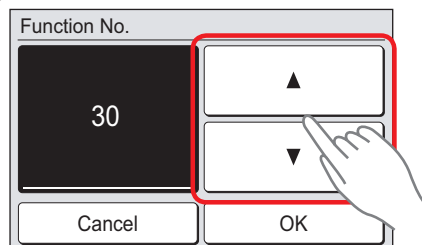


When the “OK” is touched, the display returns to the “Function Setting” screen.

5. Touch the “Function No.” on the “Function Setting” screen.

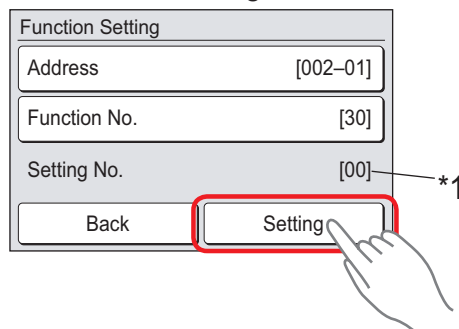


6. "Function No." screen is displayed. Set the "Function No." with ▲ or ▼.



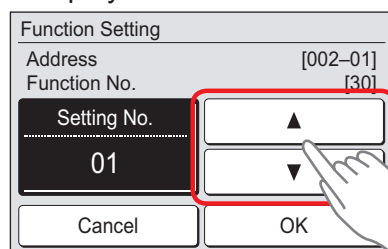
When the "OK" is touched, the display returns to the "Function Setting" screen.

7. Touch the "Function No." on the "Function Setting" screen.



NOTE: *1: When "All" is chosen by "5", and different set up "Setting No." from two or more indoor units, "-" is displayed on "Setting No.".

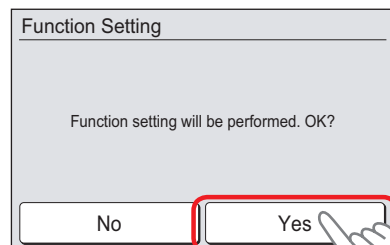
8. Setting screen of "Setting No." is displayed. Set the "Function No." with ▲ or ▼.



Example: Function number: 30, Setting Number: 01

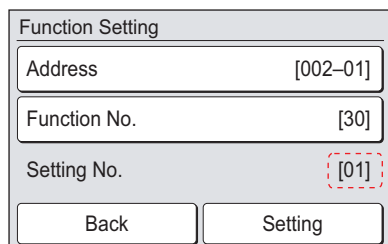
When the "OK" is touched, the "Function Setting" verification screen is displayed.

9. Touch the “Yes” of the verification screen.

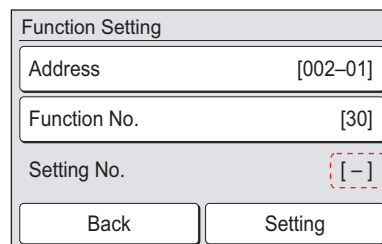


In case of “OK”

In case of “ERROR”

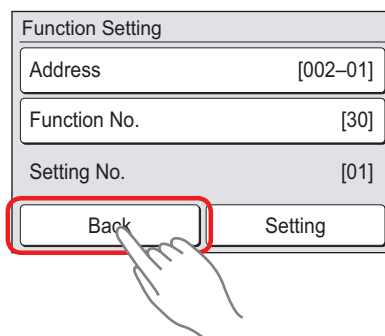


When the data was normally set up on the indoor unit



When the data was not set up on the indoor unit ([-] is displayed.), set up the data again according to the procedure in step 4 to 7 above

10. When the “Back” on the “Function Setting” screen is touched, the display returns to the “Maintenance” screen.



● Setting up each indoor unit

Repeat the procedure from step 1 to 6, and set up the indoor units requiring function setting.

● Resetting the power after setting up function of all indoor units

NOTES:

- If the reset is not performed, function cannot be read correctly.
- After all the functions have been set, the circuit breaker needs to be switched off for at least 2 minutes.
 - After the 2 minutes has passed, power can be restored.
 - The set function is stored in the PCB and will remain in memory even when the power of indoor unit is turned off. However setting function is effective after disconnecting the power supply and then reconnecting it.
- Record the latest configuration of the indoor unit function setting on a label, and put the label on the unit so it can be used for after-sales service operations.

■ UTY-RVRG

● Function setting procedure

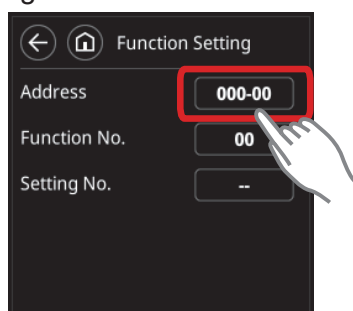
1. Tap the menu as shown below.



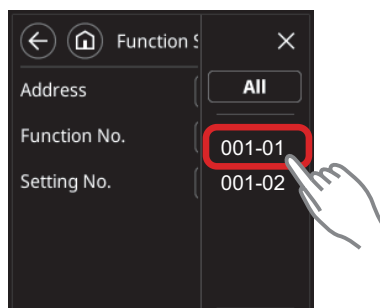
Enter the Admin password.

Enter the Installer password.

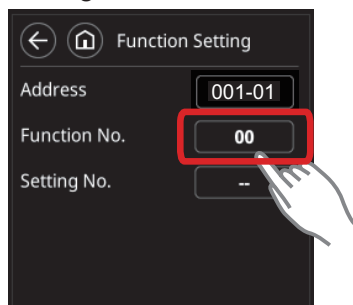
2. Tap "Address" on the Function Setting screen.



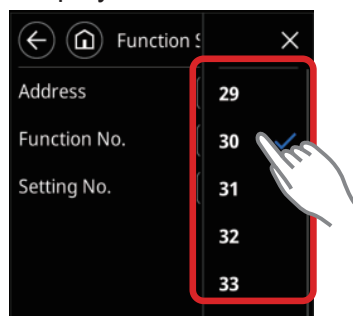
3. Pull-down window of indoor unit address is displayed. Select the address of the indoor unit whose function number is to be set.



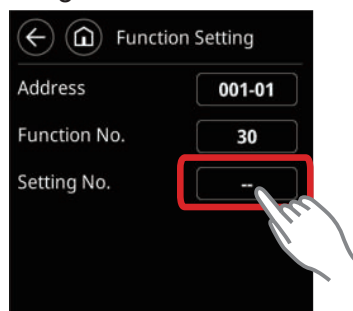
4. Tap "Function No." on the Function Setting screen.



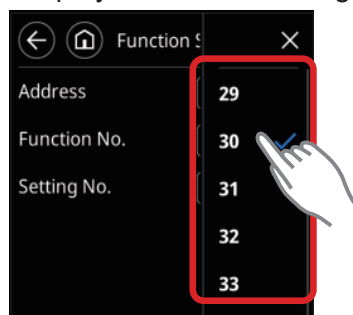
5. Pull-down window of Function No. is displayed. Set the Function No to be set.



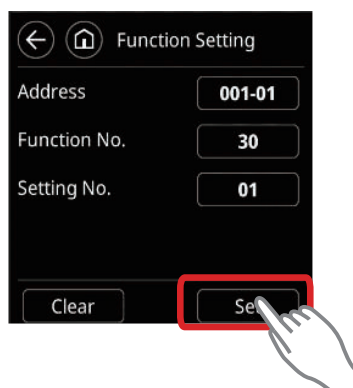
6. Tap "Setting No." on the Function Setting screen.




7. Pull-down window of "Setting No." is displayed. Set the Setting No.



8. Tap "Set" on the verification screen.



Tap  to return to the Initial Setting screen.

15-5. Indoor unit (setting by simple remote controller)

- The function settings of the control of the indoor unit can be changed by this procedure according to the installation conditions. Incorrect settings can cause the indoor unit malfunction.
- After the power is turned on, perform the “Function setting” according to the installation conditions using the remote controller.
- The settings may be selected between the following two: Function number or Setting number.
- Settings will not be changed if invalid numbers or setting numbers are selected.
- This function cannot be used on the secondary units.

■ Preparation

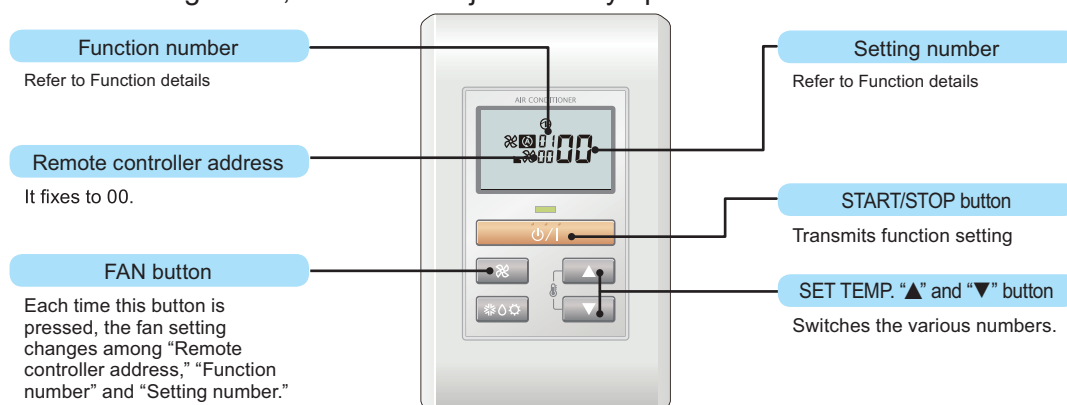
Before connecting the power supply of the indoor unit, reconfirm following items:

- Piping air tightness test and vacuuming have been performed firmly.
- There is no wiring mistake. Then, connect the power supply of the indoor unit.

■ UTY-RSNGM

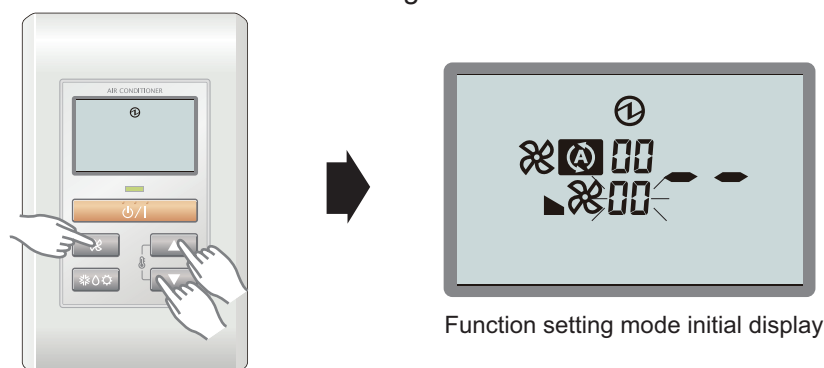
● Button name and function

During address setting mode, indoor unit reject the any operation command from remote controller.

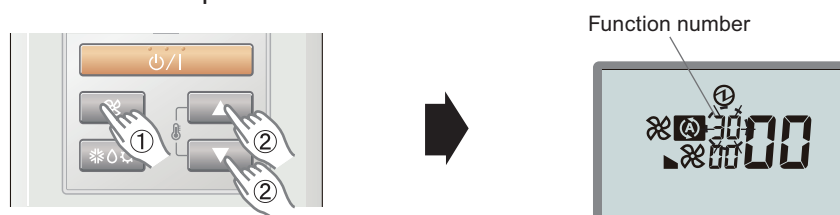


● Function setting procedure


1. Connect the power supply of the outdoor unit.
2. Switch to the function setting mode.
To enter the function setting mode, hold down the 3 buttons of SET TEMP. ▲, SET TEMP. ▼ and FAN at the same time for 5 seconds or longer.



3. Press the FAN button.
The Function number indicator flashes. Then, press either the SET TEMP. ▲ button or the SET TEMP. ▼ button to set up the function number.

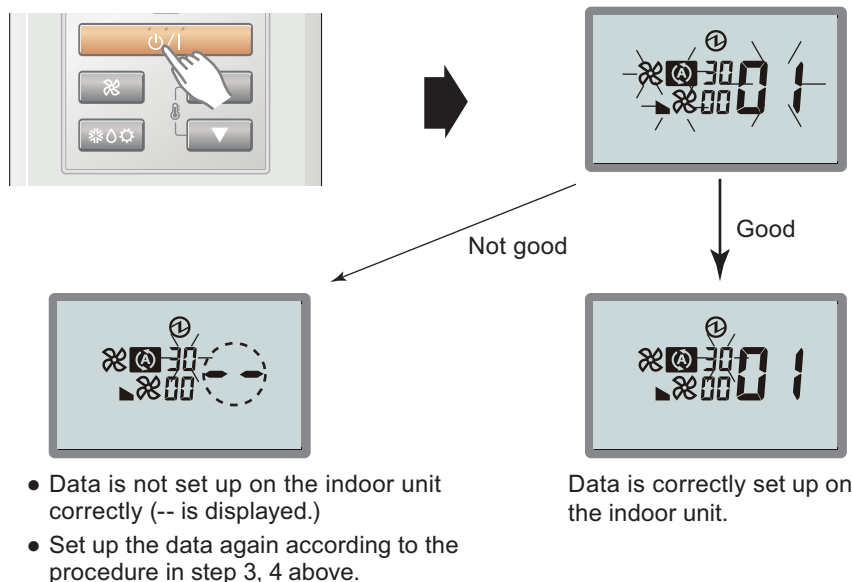


4. Select the setting number by pressing the SET TEMP. ▲ or SET TEMP. ▼ button. The setting number indicator flashes during setting number selection.



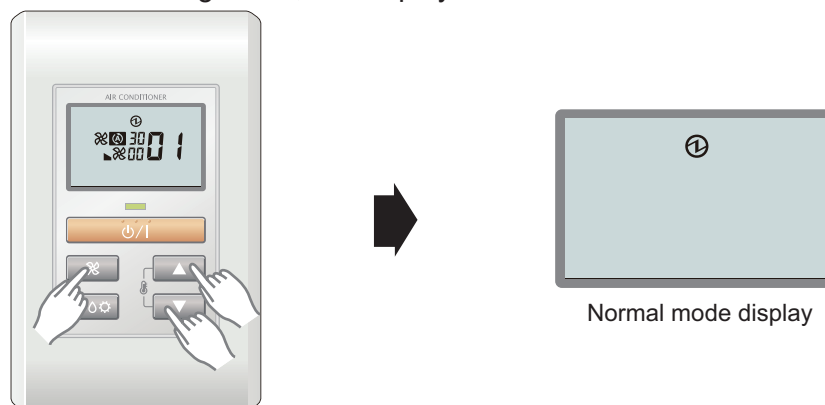
Example) Function number : 30, Setting number : 01

5. Confirm the setting by pressing the TIMER SET button. The data will be transferred to the indoor unit.



Function details: Refer to Chapter 15-6. ["Function details"](#) on page 360.

6. Exit the function setting mode by pressing the 3 buttons of SET TEMP. ▲, SET TEMP. ▼, and FAN at the same time for 5 seconds or longer. After exiting the function setting mode, the display returns to the normal mode.



If no button is pressed within 60 seconds after buttons mentioned above are pressed, it will automatically exit the function setting mode.

If you exit the function setting mode unintentionally during setting, enter the mode again according to the procedure in step 2.

● Setting up each indoor unit

Repeat the procedures from step 1 to 6, and set up the indoor units requiring function setting.

● Resetting the power after setting up function of all indoor units

NOTES:

- If the reset is not performed, function cannot be read correctly.
- After all the functions have been set, the circuit breaker needs to be switched off for at least 2 minutes.
 - After the 2 minutes has passed, power can be restored.
 - The set function is stored in the PCB and will remain in memory even when the power of indoor unit is turned off.
However setting function is effective after disconnecting the power supply and then reconnecting it.
- Record the latest configuration of the indoor unit function setting on a label, and put the label on the unit so it can be used for after-sales service operations.

■ UTY-RSRG/UTY-RHRG

● Setting procedure by using wired remote controller

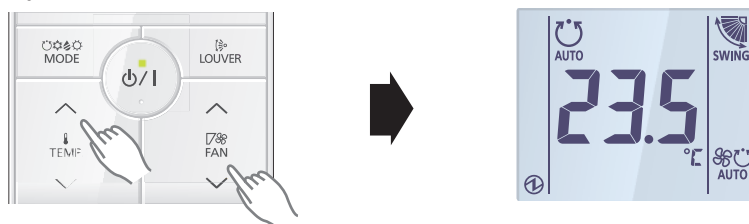
The function number and the associated setting value are displayed on the LCD of the remote controller. Follow the instructions written in the local setup procedure supplied with the remote controller, and select appropriate setting according to the installation environment.

Before connecting the power supply of the indoor unit, reconfirm following items:

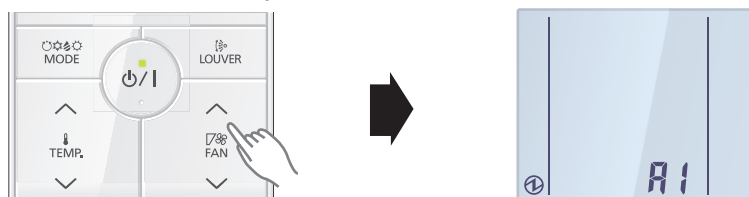
- Piping air tightness test and vacuuming have been performed firmly.
- There is no wiring mistake.

NOTE: Set only one Master remote controller.

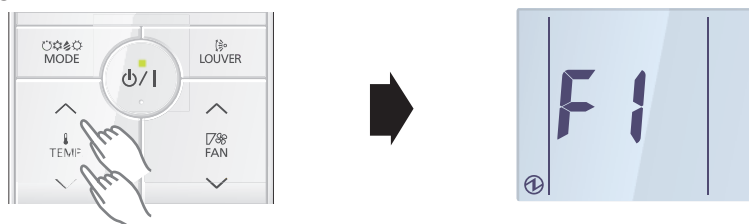
1. Connect the power supply.
2. With "Monitor mode" screen displayed, press and hold the SET TEMP. \wedge button and FAN \vee button simultaneously for at least 2 seconds.



3. The Menu 1 screen is displayed. Press and hold the SET TEMP. \wedge button at least 2 seconds. Setting mode selection screen is displayed.




4. Press the SET TEMP. \wedge or SET TEMP. \vee button to select F1 (Menu 2-F1) setting mode or F2 (Menu 2-F2) setting mode.



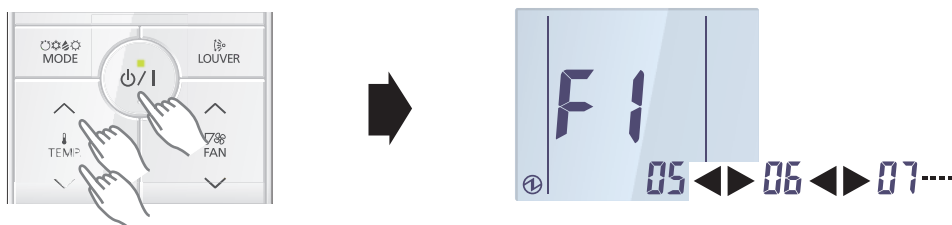
F1: Initial settings mode

F2: Maintenance settings mode


5. Press the ϕ/I button. Setting item selection screen is displayed. (Item No. is displayed.)



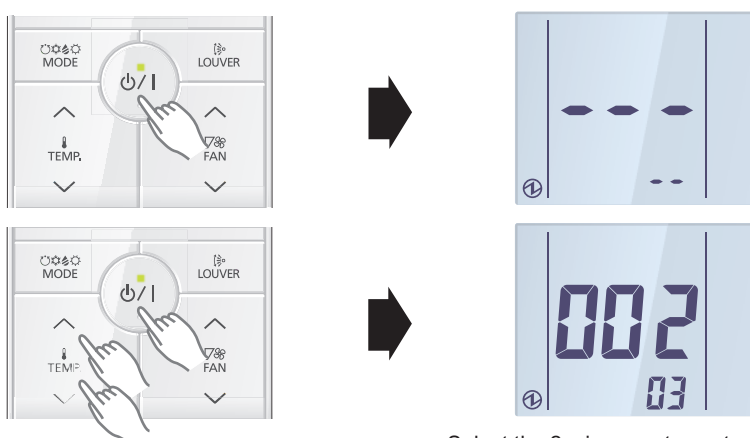
6. Select the item number to be set with the SET TEMP. \wedge or SET TEMP. \vee button, and press the ϕ/I button to switch to the setting screen.



7. Select the "13" in Menu 2-F1 settings. Then, press the ϕ/I button.




8. Select the 2-wire remote controller address with the SET TEMP. \wedge or SET TEMP. \vee button. Then press the ϕ/I button.




Select the 2-wire remote controller address (Ex. Select the 002-03)

9. Set the function number with the SET TEMP. \wedge or SET TEMP. \vee button. Then press the ϕ/I button.



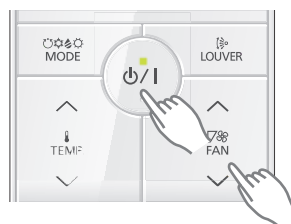
10. Set the setting number with the SET TEMP. \wedge or SET TEMP. \vee button. Then press the ϕ/I button.



11. Setting results are displayed after data transmission.



12. Press the ϕ /I button to return to the 2-wire remote controller address selection screen of step 9. If setting has been completed, press the FAN \checkmark button to return to the Menu 2-F1 item selection screen.



● Setting up each indoor unit

Repeat the procedure from step 1 to 6, and set up the indoor units requiring function setting.

● Resetting the power after setting up function of all indoor units

NOTES:

- If the reset is not performed, function cannot be read correctly.
- After all the functions have been set, the circuit breaker needs to be switched off for at least 2 minutes.
 - After the 2 minutes has passed, power can be restored.
 - The set function is stored in the PCB and will remain in memory even when the power of indoor unit is turned off.
However setting function is effective after disconnecting the power supply and then reconnecting it.
- Record the latest configuration of the indoor unit function setting on a label, and put the label on the unit so it can be used for after-sales service operations.

15-6. Function details

■ Contents of function setting

Each function setting listed in this section is adjustable in accordance with the installation environment.

NOTE: Setting will not be changed if invalid numbers or setting values are selected.

● Function setting list

	Function no.	Functions	Compact cassette	Mini duct	Slim duct	Medium static pressure duct	Ceiling	Floor
1)	00	Remote controller address setting	—	—	—	—	—	—
2)	11	Filter sign	●	●	●	●	●	●
3)	20	Ceiling height	●	—	—	—	●	—
4)	22	Outlet directions	●	—	—	—	—	—
5)	26	Static pressure	—	●	●	●	—	—
6)	28	Horizontal louver direction switching for dew condensation prevention	—	—	—	—	●	—
7)	30/31	Room temperature control for indoor unit sensor	●	●	●	●	●	●
8)	35/36	Room temperature control for wired remote controller sensor	●	●	●	●	●	—
9)	40	Auto restart	●	●	●	●	●	●
10)	42	Room temperature sensor switching	●	●	●	●	●	●
11)	44	Remote controller custom code	●	●	●	●	●	●
12)	46	External input control	●	●	●	●	●	●
13)	48	Room temperature sensor switching (Aux.)	●	●	●	●	●	—
14)	49	Indoor unit fan control for energy saving for cooling	●	●	●	●	●	—
15)	60	Switching functions for external output terminal	●	●	●	●	●	●
16)	68	Auto mode type	—	—	—	●	—	—
17)	69	Deadband value	—	—	—	●	—	—

	Function no.	Functions	Wall mounted					
			KMCC	KMCE	KMCF	KMCG (-B)	KMCH (-B)	KETA (-B)
1)	00	Remote controller address setting	●	—	—	—	—	●
2)	11	Filter sign	●	●	●	●	●	●
3)	20	Ceiling height	—	—	—	—	—	—
4)	22	Outlet directions	—	—	—	—	—	—
5)	26	Static pressure	—	—	—	—	—	—
6)	28	Horizontal louver direction switching for dew condensation prevention	—	—	—	—	—	—
7)	30/31	Room temperature control for indoor unit sensor	●	●	●	●	●	●
8)	35/36	Room temperature control for wired remote controller sensor	●	●	●	●	●	●
9)	40	Auto restart	●	●	●	●	●	●
10)	42	Room temperature sensor switching	●	●	●	●	●	●
11)	44	Remote controller custom code	●	●	●	●	●	●
12)	46	External input control	●	●	●	●	●	●
13)	48	Room temperature sensor switching (Aux.)	●	●	●	●	●	●
14)	49	Indoor unit fan control for energy saving for cooling	●	●	●	●	●	●
15)	60	Switching functions for external output terminal	●	●	●	●	●	—
16)	68	Auto mode type	—	—	—	—	—	—
17)	69	Deadband value	—	—	—	—	—	—

	Function no.	Functions	Wall mounted					
			KETE (-B)	KETF (-B)	KGTB	KGTE	KGTF	KGTG
1)	00	Remote controller address setting	—	—	●	—	—	—
2)	11	Filter sign	●	●	●	●	●	●
3)	20	Ceiling height	—	—	—	—	—	—
4)	22	Outlet directions	—	—	—	—	—	—
5)	26	Static pressure	—	—	—	—	—	—
6)	28	Horizontal louver direction switching for dew condensation prevention	—	—	—	—	—	—
7)	30/31	Room temperature control for indoor unit sensor	●	●	●	●	●	●
8)	35/36	Room temperature control for wired remote controller sensor	●	●	●	●	●	●
9)	40	Auto restart	●	●	●	●	●	●
10)	42	Room temperature sensor switching	●	●	●	●	●	●
11)	44	Remote controller custom code	●	●	●	●	●	●
12)	46	External input control	●	●	●	●	●	●
13)	48	Room temperature sensor switching (Aux.)	●	●	●	●	●	●
14)	49	Indoor unit fan control for energy saving for cooling	●	●	●	●	●	●
15)	60	Switching functions for external output terminal	●	●	●	●	●	●
16)	68	Auto mode type	—	—	—	—	—	—
17)	69	Deadband value	—	—	—	—	—	—

	Function no.	Functions	Wall mounted				
			KGTH	KNCA	KNCH	KMTB	KMTE
1)	00	Remote controller address setting	—	—	—	●	—
2)	11	Filter sign	●	●	●	●	●
3)	20	Ceiling height	—	—	—	—	—
4)	22	Outlet directions	—	—	—	—	—
5)	26	Static pressure	—	—	—	—	—
6)	28	Horizontal louver direction switching for dew condensation prevention	—	—	—	—	—
7)	30/31	Room temperature control for indoor unit sensor	●	●	●	●	●
8)	35/36	Room temperature control for wired remote controller sensor	●	—	—	●	●
9)	40	Auto restart	●	●	●	●	●
10)	42	Room temperature sensor switching	●	—	—	●	●
11)	44	Remote controller custom code	●	●	●	●	●
12)	46	External input control	●	—	—	●	●
13)	48	Room temperature sensor switching (Aux.)	●	—	—	●	●
14)	49	Indoor unit fan control for energy saving for cooling	●	●	●	●	●
15)	60	Switching functions for external output terminal	●	—	—	●*	●
16)	68	Auto mode type	—	—	—	—	—
17)	69	Deadband value	—	—	—	—	—

*: For 07-14 models

1) Remote controller address setting (for Wall-mounted type only)

NOTES:

- Because this setting is normally done automatically when 2-wire-type wired remote controller is installed, setting is unnecessary.
- This setting is configurable only by wireless remote controller, but not configurable by Polar 3-wired remote controller.

Multiple indoor units can be operated by using one wired remote controller.

Set the unit number of each indoor unit.

Function number	Setting value	Setting description	Factory setting
00	00	Unit no. 0	◆
	01	Unit no. 1	
	02	Unit no. 2	
	03	Unit no. 3	
	04	Unit no. 4	
	05	Unit no. 5	
	06	Unit no. 6	
	07	Unit no. 7	
	08	Unit no. 8	
	09	Unit no. 9	
	10	Unit no. 10	
	11	Unit no. 11	
	12	Unit no. 12	
	13	Unit no. 13	
	14	Unit no. 14	
	15	Unit no. 15	

NOTES:

- When connecting Polar 3-wired remote controller, set the remote controller address in the order of 0, 1, 2,, and 15.
- When different type of indoor units (such as wall mounted type and cassette type, cassette type and duct type, or other combinations) are connected using group control system, some functions may no longer be available.

2) Filter sign

Select appropriate intervals for displaying the filter sign on the indoor unit according to the estimated amount of dust in the air of the room.

If the indication is not required, select "No indication" (03).

Function number	Setting value	Setting description	Factory setting
11	00	Standard	
	01	Long interval	
	02	Short interval	
	03	No indication	◆

Setting description	Compact cassette	Medium static pressure duct	Mini duct	Slim duct	Wall mounted
Standard	2,500 hours		400 hours		
Long interval	4,400 hours		1,000 hours		
Short interval	1,250 hours		200 hours		

3) Ceiling height (for Compact cassette type and Ceiling type only)

Select the appropriate ceiling height according to the place of installation.

Function number	Setting value	Setting description	Factory setting
20	00	Standard	◆
	01	High ceiling	

For the specific height for each setting value, refer to “Installation space” in Chapter 4. ["Dimensions"](#) on page 37.

NOTE: The ceiling height values are for the 4-way outlet. Do not change this setting in the 3-way outlet mode.

7,000 or 9,000 Btu/h models cannot be installed in high ceilings. Do not change this setting.

4) Outlet directions (for Compact cassette type only)

Select the appropriate number of outlet directions according to the installation conditions.

Function number	Setting value	Setting description	Factory setting
22	00	4-way	◆
	01	3-way	

5) Static pressure (for Mini duct type, Slim duct type, and Medium static pressure duct type)

Select the appropriate static pressure according to the installation conditions.

For mini duct type:

Function number	Setting value	Setting description	Factory setting
26	00	0 Pa	
	01	10 Pa	
	02	20 Pa	
	03	30 Pa	
	04	40 Pa	
	05	50 Pa	
	31	Standard (10 Pa: 07; 09; 12 models, 15 Pa: 14; 18 models)	◆

NOTES:

- Range of static pressure is different by model. 07, 09, 12 models are 0 to 30 Pa. 14, 18 models are 0 to 50 Pa.
- Setting number in 07, 09, 12 models is "04 to 30": Operation is same as that "03".
- Setting number in 14, 18 models is "06 to 30": Operation is same as that "05".
- Setting number value cannot be set to 32 or more.

For slim duct type:

Function number	Setting value	Setting description	Factory setting
26	00	0 Pa	
	01	10 Pa	
	02	20 Pa	
	03	30 Pa	
	04	40 Pa	
	05	50 Pa	
	06	60 Pa	
	07	70 Pa	
	08	80 Pa	
	09	90 Pa	
	31	Standard (25 Pa)	◆

Medium static pressure duct type:

Function number	Setting value	Setting description	Factory setting
26	03	30 Pa	
	04	40 Pa	
	05	50 Pa	
	06	60 Pa	
	07	70 Pa	
	08	80 Pa	
	09	90 Pa	
	10	100 Pa	
	11	110 Pa	
	12	120 Pa	
	13	130 Pa	
	14	140 Pa	
	15	150 Pa	
	31	Standard (40 Pa)	◆
	32	Automatic airflow adjustment	

NOTE: If the static pressure is set above maximum range, the setting is same as the maximum.
For example, The setting "160 Pa" (16) to "300 Pa" (30) is same as "150 Pa" (15).

6) Horizontal louver direction switching for dew condensation prevention (for Ceiling type only)

Automatically switches the position of the horizontal louver if the airflow direction is set at lower than the dew condensation limit position in cooling or drying operation.

Select suitable adjustment position according to the customer's preference.

Function number	Setting value	Setting description	Factory setting
28	00	Adjust to dew condensation limit position	◆
	01	Adjust to cooling standard position	

7) Room temperature control for indoor unit sensor

NOTE: If the remote sensor unit option is selected, perform this setting.

Depending on the installed environment, correction of the room temperature sensor may be required. Select the appropriate control setting according to the installed environment.

The temperature of the room temperature sensor is corrected as follows:

Corrected temp. = Temp. of the room temp. sensor - Correction temp. value

Example of correction:

When the temperature of the room temp. sensor is 26°C and the setting value is "03" (-1.0°C), corrected temp. will be 27°C (26°C - [-1.0°C]).

The temperature correction values show the difference from the Standard setting "00" (manufacturer's recommended value).

Function number		Setting value	Setting description	Factory setting
30 (For cooling)	31 (For heating)	00	Standard setting	◆
		01	No correction 0.0°C	
		02	-0.5°C	More cooling Less heating
		03	-1.0°C	
		04	-1.5°C	
		05	-2.0°C	
		06	-2.5°C	
		07	-3.0°C	
		08	-3.5°C	
		09	-4.0°C	
		10	+0.5°C	Less cooling More heating
		11	+1.0°C	
		12	+1.5°C	
		13	+2.0°C	
		14	+2.5°C	
		15	+3.0°C	
		16	+3.5°C	
		17	+4.0°C	

8) Room temperature control for wired remote controller sensor (for other than Floor type and KN models in Wall-mounted type)

Depending on the installed environment, correction of the wire remote temperature sensor may be required. Select the appropriate control setting according to the installed environment.

To change this setting, set Function 42 to Both "01".

Ensure that the Thermo Sensor icon is displayed on the remote controller screen.

Function number		Setting value	Setting description	Factory setting
35 (For cooling)	36 (For heating)	00	Standard setting	◆
		01	No correction 0.0°C	
		02	-0.5°C	More cooling Less heating
		03	-1.0°C	
		04	-1.5°C	
		05	-2.0°C	
		06	-2.5°C	
		07	-3.0°C	
		08	-3.5°C	
		09	-4.0°C	
		10	+0.5°C	Less cooling More heating
		11	+1.0°C	
		12	+1.5°C	
		13	+2.0°C	
		14	+2.5°C	
		15	+3.0°C	
		16	+3.5°C	
		17	+4.0°C	

9) Auto restart

Enables or disables automatic restart after a power interruption.

Function number	Setting value	Setting description	Factory setting
40	00	Enable	◆
	01	Disable	

NOTE: Auto restart is an emergency function such as for power outage etc. Do not attempt to use this function in normal operation. Be sure to operate the unit by remote controller or external device.

10) Room temperature sensor switching (for other than KN models in Wall-mounted type)

When using the wired remote controller temperature sensor, change the setting to "Both" (01).

Function number	Setting value	Setting description	Factory setting
42	00	Indoor unit	◆
	01	Both	

00: Sensor on the indoor unit is active.

01: Sensors on both indoor unit and wired remote controller are active.

NOTES:

- Remote controller sensor must be turned on by using the remote controller.
- When using the remote sensor unit, set to "00" or set to "01" and then select "indoor unit sensor" from wired remote controller.

11) Remote controller custom code

(Only for wireless remote controller)

The indoor unit custom code can be changed. Select the appropriate custom code.

Function number	Setting value	Setting description	Factory setting
44	00	A	◆
	01	B	
	02	C	
	03	D	

12) External input control

“Operation/Stop” mode or “Forced stop” mode can be selected.

Function number	Setting value	Setting description	Factory setting
46	00	Operation/Stop mode 1 (Remote controller enabled)	◆
	01	(Setting prohibited)	
	02	Forced stop mode	
	03	Operation/Stop mode 2 (Remote controller disabled)	

NOTE: If this function is necessary, the rotary switch on the External input and output PCB should be set to 1.

13) Room temperature sensor switching (Aux.) (for other than Floor type and KN models in Wall-mounted type)

To use the temperature sensor on the wired remote controller only, change the setting to “Wired remote controller” (01).

This function will only work if the function setting 42 is set at “Both” (01).

When the setting value is set to “Both” (00), more suitable control of the room temperature is possible by setting function setting 30 and 31 too.

Function number	Setting value	Setting description	Factory setting
48	00	Both	◆
	01	Wired remote controller	

14) Indoor unit fan control for energy saving for cooling (for other than Floor type)

Enables or disables the power-saving function by controlling the indoor unit fan rotation when the outdoor unit is stopped during cooling operation.

Function number	Setting value	Setting description	Factory setting
49	00	Disable	
	01	Enable	
	02	Remote controller	◆

00: When the outdoor unit is stopped, the indoor unit fan operates continuously following the setting on the remote controller.

01: When the outdoor unit is stopped, the indoor unit fan operates intermittently at a very low speed.

02: Enable or disable this function by remote controller setting.

NOTE: Set to “00” or “01” when connecting a remote controller that cannot set the Fan control for energy saving function or connecting a network converter. To confirm if the remote controller has this setting, refer to the operating manual of each remote controller.

15) Switching functions for external output terminal (For other than 18KMTB, KETA and KN models in Wall-mounted type)

Functions of the external output terminal can be switched. For details, refer to “External input and output”.

Function number	Setting value	Setting description	Factory setting
60	00	Operation status	◆
	01—08	(Setting prohibited)	
	09	Error status	
	10	Indoor unit fan operation status	
	11	(Setting prohibited)	

16) Auto mode type (for Medium static pressure duct type)

Switches the setting method of the auto mode between single or dual (cooling and heating.)

Set the primary indoor unit using a wired remote controller for heat pump systems.

Function number	Setting value	Setting description	Factory setting
68	00	Single setpoint auto mode	◆
	01	Dual setpoint auto mode	

NOTE: The auto mode type setting is available only if a compatible operating device is connected.

17) Deadband value (for Medium static pressure duct type)

Sets the minimum temperature of the deadband in the dual setpoint auto mode (the setting value 01 of the function setting number 68: Auto mode type.)

Function number	Setting value	Setting description	Factory setting
69	00	0°C	◆
	01	0.5°C	
	02	1.0°C	
	03	1.5°C	
	04	2.0°C	
	05	2.5°C	
	06	3.0°C	
	07	3.5°C	
	08	4.0°C	
	09	4.5°C	

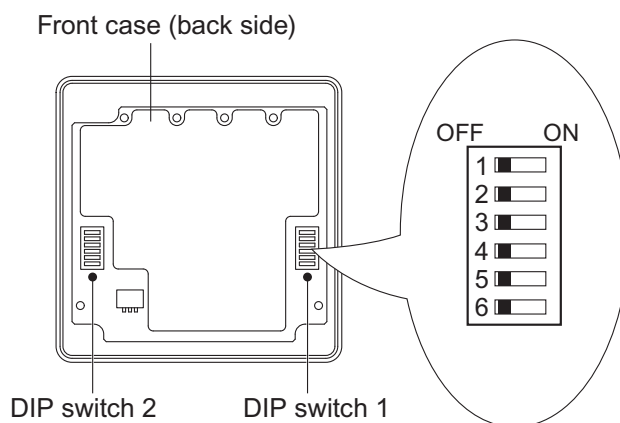
NOTE: The deadband setting is available only if a compatible operating device is connected.

15-7. Wired remote controller (UTY-RNNGM)

DIP switch 1	SW1	Prohibited
	SW2	Dual remote controller setting
	SW3	Prohibited
	SW4	°F/°C switch
	SW5	Prohibited
	SW6	Memory backup setting

* Do not use DIP switch 2.

Switch location

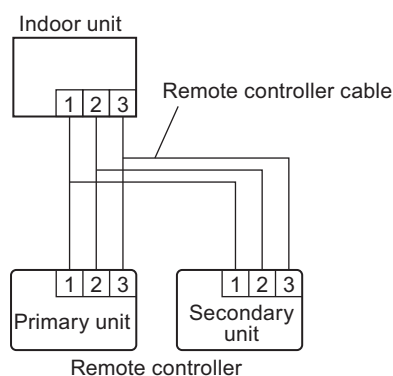


DIP switch 1 setting

SW2: Dual remote controller setting

Set the remote controller SW2 according to the following table.

Number of remote controller	Primary unit	Secondary unit	Factory setting
	SW2	SW2	
1 (Normal)	OFF	—	◆
2 (Dual)	OFF	ON	



SW4: Switching temperature unit °F / °C

Displayed temperature unit can be switched between Fahrenheit (°F) and Celsius (°C).

SW4	Fahrenheit (°F) / Celsius (°C)	Factory setting
OFF	°C	◆
ON	°F	

● SW6: Memory backup setting

Set to “ON” to use batteries for the memory backup.

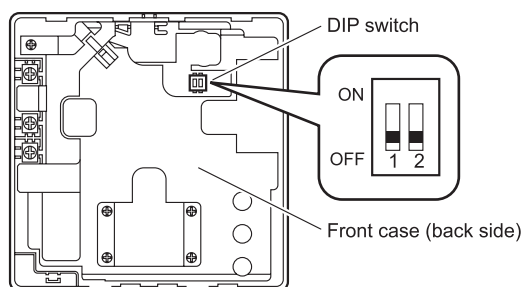
When batteries are not used, all of settings stored in memory will be deleted if there is a power failure.

SW6	Memory backup	Factory setting
OFF	Disable	◆
ON	Enable	

15-8. Wired remote controller (UTY-RVNGM)

DIP switch 1	SW1	Memory backup setting
	SW2	Dual remote controller setting

■ Switch location



■ DIP switch setting

● SW1: Memory backup setting

Set to "ON" to use batteries for the memory backup.

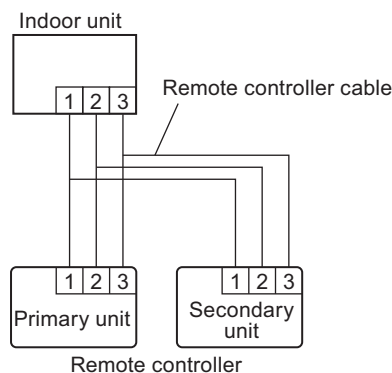
When batteries are not used, all of settings stored in memory will be deleted if there is a power failure.

SW1	Memory backup	Factory setting
OFF	Disable	◆
ON	Enable	

● SW2: Dual remote controller setting

Set the remote controller SW2 according to the following table.

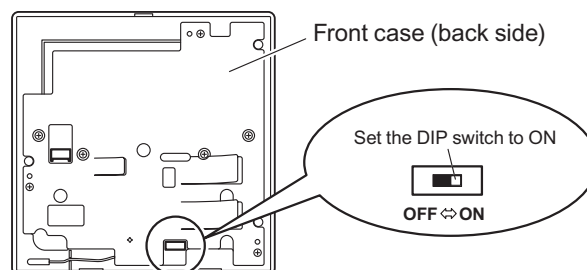
Number of remote controller	Primary unit	Secondary unit	Factory setting
	SW2	SW2	
1 (Normal)	OFF	—	◆
2 (Dual)	OFF	ON	



15-9. Wired remote controller (UTY-RLRG)

DIP switch	Memory backup setting
------------	-----------------------

■ Switch location



■ Dip switch setting

● SW1: Memory backup setting

Set to "ON" to use batteries for the memory backup.

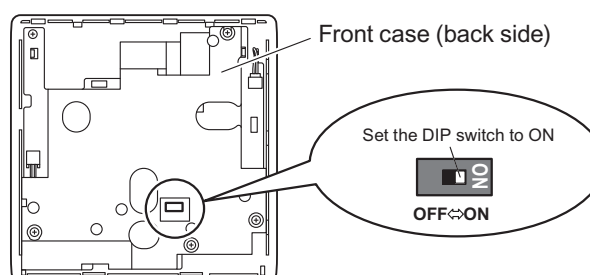
When batteries are not used, all of settings stored in memory will be deleted if there is a power failure.

SW1	Memory backup	Factory setting
OFF	Disable	◆
ON	Enable	

15-10. Wired remote controller (UTY-RNRGZ*)

DIP switch	Memory backup setting
------------	-----------------------

■ Switch location



■ Dip switch setting

● SW1: Memory backup setting

Set to "ON" to use batteries for the memory backup.

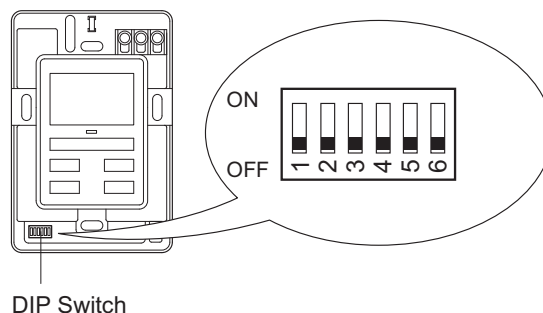
When batteries are not used, all of settings stored in memory will be deleted if there is a power failure.

SW1	Memory backup	Factory setting
OFF	Disable	◆
ON	Enable	

15-11. Simple remote controller (UTY-RSNGM)

DIP switch	SW1	Prohibited
	SW2	Dual remote controller setting
	SW3	°F/°C switch
	SW4	Prohibited
	SW5	Prohibited
	SW6	Prohibited

■ Switch location

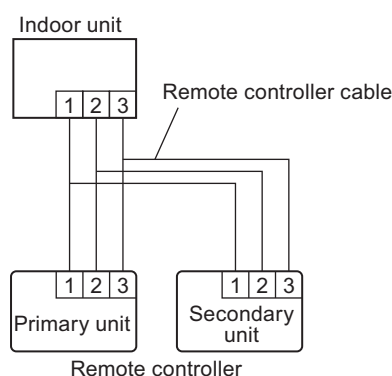


■ DIP switch setting

● SW2: Dual remote controller setting

Set the remote controller SW2 according to the following table.

Number of remote controller	Primary unit	Secondary unit	Factory setting
	SW2	SW2	
1 (Normal)	OFF	—	◆
2 (Dual)	OFF	ON	



● SW3: Switching temperature unit °F / °C


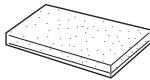
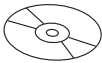



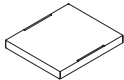





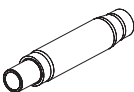
Displayed temperature unit can be switched between Fahrenheit (°F) and Celsius (°C).

SW3	Fahrenheit (°F) / Celsius (°C)	Factory setting
OFF	°C	◆
ON	°F	

16. Accessories


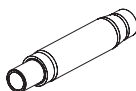










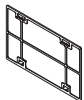

16-1. Compact cassette type

■ Models: AUXG07-18KVLA


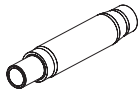
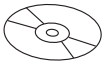



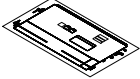







Part name	Exterior	Qty	Part name	Exterior	Qty
Operation manual		1	Drain hose insulation		1
Operation manual (CD-ROM)		1	Hose band		1
Installation manual		1	Coupler heat insulation (large)		1
Template (Carton top)		1	Coupler heat insulation (small)		1
M10 nut A (with flange)		4	Cable tie		2
M10 nut B (with spring lock washer)		4	Wire crammer		1
Drain hose		1			

16-2. Mini duct type

■ Models: ARXG07-14KSLAP





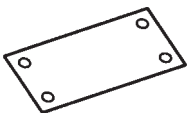
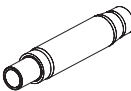










Part name	Exterior	Qty	Part name	Exterior	Qty
Operation manual		1	Drain hose		1
Operation manual (CD-ROM)		1	Hose band		1
Installation manual		1	Drain hose insulation B		1
Installation template (Carton top)		1	Washer		8
Cable tie (large)		4	Coupler heat insulation (large)		1
Cable tie (medium)		3	Coupler heat insulation (small)		1
Filter (small)		2	Insulation (For electrical wiring)		2

Model: ARXG18KSLAP

Part name	Exterior	Qty	Part name	Exterior	Qty
Operation manual		1	Drain hose		1
Operation manual (CD-ROM)		1	Hose band		1
Installation manual		1	Drain hose insulation B		1
Installation template (Carton top)		1	Washer		8
Cable tie (large)		4	Coupler heat insulation (large)		1
Cable tie (medium)		3	Coupler heat insulation (small)		1
Filter (large)		2	Insulation (For electrical wiring)		2



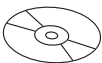




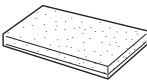

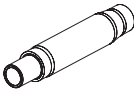


16-3. Slim duct type

■ Models: ARXG07-18KLLAP

Part name	Exterior	Qty	Part name	Exterior	Qty
Operation manual		1	Cable tie (Large)		4
Installation manual		1	Cable tie (Small)		3
Installation template		1	Drain hose		1
Washer		8	Hose band		1
Coupler heat insulation (Large)		1	Drain hose insulation B		1
Coupler heat insulation (Small)		1	Remote controller		1
Filter (Small) (For 9/12 models)		2	Remote controller cable		1
Filter (Large) (For 18 model)		2	Self-tapping screw		2







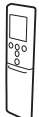
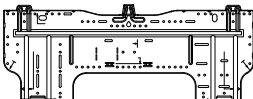
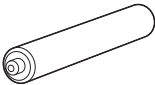


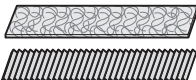
16-4. Medium static pressure duct type

■ Models: ARXH12–18KMTAP




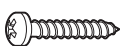


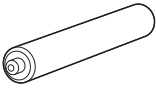
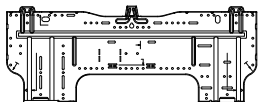



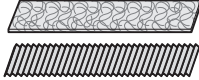

Part name	Exterior	Qty	Part name	Exterior	Qty
Operation manual		1	Cable tie (large)		4
Operation manual (CD-ROM)		1	Cable tie (medium)		1
Installation manual		1	Cable tie (small)		1
Washer		8	Drain hose insulation		1
Coupler heat insulation (large)		1	Drain hose		1
Coupler heat insulation (small)		1	Hose band		1

16-5. Wall mounted type




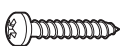


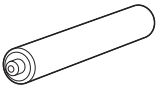
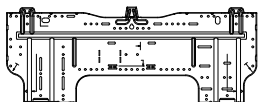



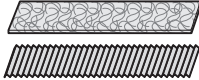
■ Models: ASHG07-14KMCE and ASHG07-14KMCF

Part name	Exterior	Qty	Part name	Exterior	Qty
Operation manual		1	Cloth tape		1
Operation manual (CD-ROM)		1	Self-tapping screw (large)		5
Installation manual		1	Self-tapping screw (small)		2
Remote controller		1	Wall hook bracket		1
Battery		2	Filter holder		2
Remote controller holder		1	Air cleaning filters		1



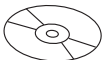
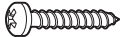



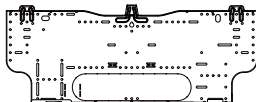



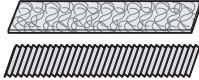
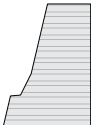
Models: ASHH07-14KMCG, ASHH07-14KMCG-B, and ASHH07-14KGTG

Part name	Exterior	Qty	Part name	Exterior	Qty
Operation manual		1	Cloth tape		1
Installation manual		1	Self-tapping screw (large)		5
Remote controller		1	Self-tapping screw (small)		2
Battery		2	Wall hook bracket		1
Remote controller holder		1	Filter holder		2
Installation spacer		1	Air cleaning filters		1
Operation manual (CD-ROM)		1			




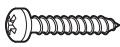


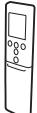
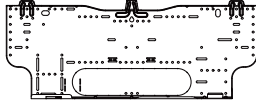
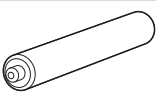


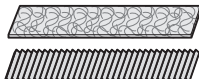
■ Models: ASHH07-14KMCH, ASHH07-14KMCH-B, and ASHH07-14KGTH

Part name	Exterior	Qty	Part name	Exterior	Qty
Operation manual		1	Cloth tape		1
Installation manual		1	Self-tapping screw (large)		5
Remote controller		1	Self-tapping screw (small)		2
Battery		2	Wall hook bracket		1
Remote controller holder		1	Filter holder		2
Installation spacer		1	Air cleaning filters		1








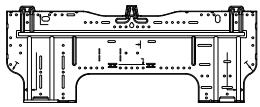



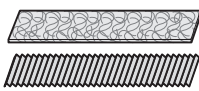
■ **Models: ASHG07-14KETA, ASHG07-14KETA-B, ASHG07-14KETE, ASHG07-14KETE-B, ASHG07-14KETF, and ASHG07-14KETF-B**

Part name	Exterior	Qty	Part name	Exterior	Qty
Operation manual		1	Cloth tape		1
Operation manual (CD-ROM)		1	Self-tapping screw (large)		5
Installation manual		1	Self-tapping screw (small)		2
Remote controller		1	Wall hook bracket		1
Battery		2	Filter holder		2
Remote controller holder		1	Air cleaning filters		1
Template (for pipe cover cutting)		1			


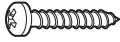



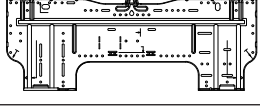


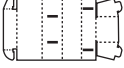
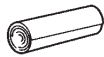

■ Models: ASHG07-14KGTB, ASHG07-14KMTB, and ASHG07-14KMCC

Part name	Exterior	Qty	Part name	Exterior	Qty
Operation manual		1	Cloth tape		1
Operation manual (CD-ROM)		1	Self-tapping screw (large)		5
Installation manual		1	Self-tapping screw (small)		2
Remote controller		1	Wall hook bracket		1
Battery		2	Filter holder		2
Remote controller holder		1	Air cleaning filters		1


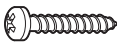


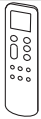
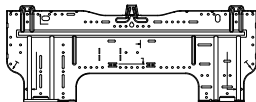
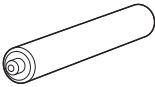

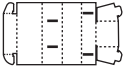

■ Models: ASHG07-14KGTE and ASHG07-14KGTF

Part name	Exterior	Qty	Part name	Exterior	Qty
Operation manual		1	Cloth tape		1
Operation manual (CD-ROM)		1	Self-tapping screw (large)		5
Installation manual		1	Self-tapping screw (small)		2
Remote controller		1	Wall hook bracket		1
Battery		2	Filter holder		2
Remote controller holder		1	Air cleaning filters		1


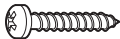







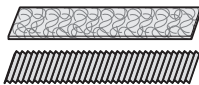
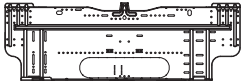
■ Models: ASHH05-12KNCA

Part name	Exterior	Qty	Part name	Exterior	Qty
Operation manual		1	Self-tapping screw (Large)		5
Installation manual		1	Self-tapping screw (Small)		2
Remote controller		1	Wall hook bracket		1
Battery		2	Remote controller holder		1
Installation spacer		1	Cloth tape		1
Operation manual (CD-ROM)		1			



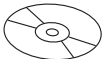
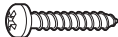


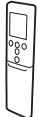
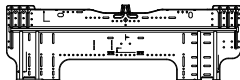


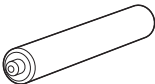
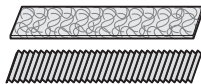
■ Models: ASHH05–12KNCH

Part name	Exterior	Qty	Part name	Exterior	Qty
Operation manual		1	Self-tapping screw (Large)		5
Installation manual		1	Self-tapping screw (Small)		2
Remote controller		1	Wall hook bracket		1
Battery		2	Remote controller holder		1
Installation spacer		1	Cloth tape		1

■ Model: ASHG18KMTB


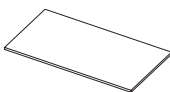
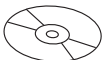
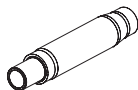


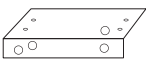










Part name	Exterior	Qty	Part name	Exterior	Qty
Operation manual		1	Self-tapping screw (large)		5
Installation manual		1	Self-tapping screw (small)		2
Remote controller		1	Battery		2
Remote controller holder		1	Filter holder		2
Cloth tape		1	Air cleaning filters		1
Wall hook bracket		1			

■ Model: ASHG18KMTE

Part name	Exterior	Qty	Part name	Exterior	Qty
Operation manual		1	Cloth tape		1
Operation manual (CD-ROM)		1	Self-tapping screw (large)		5
Installation manual		1	Self-tapping screw (small)		2
Remote controller		1	Wall hook bracket		1
Remote controller holder		2	Filter holder		2
Battery		2	Air cleaning filters		1


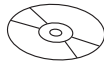

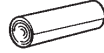
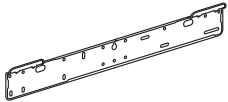




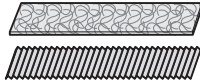

16-6. Ceiling type

■ Model: ABHG18KRTA

Part name	Exterior	Qty	Part name	Exterior	Qty
Operation manual		1	Insulation		1
Operation manual (CD-ROM)		1	Drain hose		1
Installation manual		1	Hose band		1
Template		1	Cable tie (large)		4
M10 nut A (with flange)		4	Cable tie (small)		1
M10 nut B (with spring lock washer)		4	Remote controller cable hole cap		1
Washer		8	Self-tapping screw (White)		6
Coupler heat insulation (large)		1	Self-tapping screw		3
Coupler heat insulation (small)		1			

16-7. Floor type

■ Models: AGHG09-14KVCA

Part name	Exterior	Qty	Part name	Exterior	Qty
Operation manual		1	Operation manual (CD-ROM)		1
Installation manual		1	Cloth tape		1
Wall hook bracket		1	Self-tapping screws (large)		9
Remote controller		1	Self-tapping screws (small)		2
Battery		2	Air cleaning filters		1
Remote controller holder		1			

17. Optional parts

17-1. Controllers

■ Lineup

Indoor unit type		Type				
		Wireless Remote Controller				
		AR-REM4E	AR-REM7E	AR-REB1E	AR-REW2E	AR-REW3E
Compact cassette		—	—	—	—	—
Mini duct		—	—	—	—	—
Slim duct		—	—	—	—	—
Medium static pressure duct		—	—	—	—	—
Floor		—	●	—	—	—
Ceiling		—	—	—	—	—
Wall mounted	KMCC	—	—	●	—	—
	KMCE	—	—	—	—	—
	KMCF	—	—	—	—	—
	KMCG(-B)	—	—	—	—	—
	KMCH(-B)	—	—	—	—	—
	KETA(-B)	—	—	—	—	—
	KETE(-B)	—	—	—	—	—
	KETF(-B)	—	—	—	—	—
	KGTB	●	—	—	—	—
	KGTE	—	—	—	—	●
	KGTF	—	—	—	—	●
	KGTG	—	—	—	—	●
	KGTH	—	—	—	—	●
	KNCA	—	—	—	—	—
	KNCH	—	—	—	—	—
	KMTB	07-14 model	—	●	—	—
		18 model	—	—	●	—
	KMTE	—	—	—	●	—

Indoor unit type			Type			
			Wireless Remote Controller			
			AR-REW4E	AR-RMB1E(-B)	AR-RPF4E	UTY-LNTG
Compact cassette			—	—	—	○
Mini duct			—	—	—	—
Slim duct			—	—	—	—
Medium static pressure duct			—	—	—	—
Floor			—	—	—	—
Ceiling			—	—	—	—
Wall mounted	KMCC		—	—	—	—
	KMCE		—	●	—	—
	KMCF		—	●	—	—
	KMCG(-B)		—	●	—	—
	KMCH(-B)		—	●	—	—
	KETA(-B)		●	—	—	—
	KETE(-B)		●	—	—	—
	KETF(-B)		●	—	—	—
	KGTB		—	—	—	—
	KGTE		—	—	—	—
	KGTF		—	—	—	—
	KGTG		—	—	—	—
	KGTH		—	—	—	—
	KNCA		—	—	●	—
	KNCH		—	—	●	—
	KMTB	07-14 model	—	—	—	—
		18 model	—	—	—	—
	KMTE		—	—	—	—

Indoor unit type			Type			
			Wired Remote Controller			
			UTY-RNNGM	UTY-RVNGM	UTY-RVRG	UTY-RLRG
Compact cassette			○	○	○	○
Mini duct			○	○	○	○
Slim duct			○	○	○	○
Medium static pressure duct			—	—	○	○
Floor			—	—	○*3	○*3
Ceiling			—	—	○	○
Wall mounted	KMCC		○*1	○*1	○*1	—
	KMCE		—	—	○*2	○*2
	KMCF		—	—	○*2	○*2
	KMCG(-B)		—	—	○*2	○*2
	KMCH(-B)		—	—	○*2	○*2
	KETA(-B)		—	—	○*2	○*2
	KETE(-B)		—	—	○*2	○*2
	KETF(-B)		—	—	○*2	○*2
	KGTB		—	—	○*2	○*2
	KGTE		—	—	○*2	○*2
	KGTF		—	—	○*2	○*2
	KGTG		—	—	○*2	○*2
	KGTH		—	—	○*2	○*2
	KNCA		—	—	—	—
	KNCH		—	—	—	—
	KMTB	07-14 model	○*1	○*1	○*1	—
		18 model	—	—	○*1	○*2
	KMTE		—	—	○*2	○*2



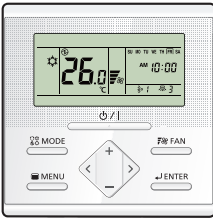

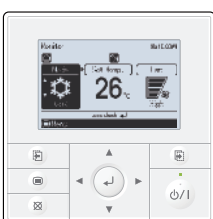
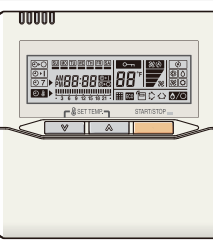

Indoor unit type			Type			
			Wired Remote Controller		IR Receiver Kit with Wireless Remote Controller	
			UTY-RNRGZ*	UTY-RCRGZ1	UTY-LBTGM	UTY-LBTGH
Compact cassette			○	○	—	—
Mini duct			○	○	○	—
Slim duct			○	○	○	—
Medium static pressure duct			○	○	○	—
Floor			○*2	○*2	—	—
Ceiling			○	○	—	○
Wall mounted	KMCC		○*2	○*2	—	—
	KMCE		○*2	○*2	—	—
	KMCF		○*2	○*2	—	—
	KMCG(-B)		○*2	○*2	—	—
	KMCH(-B)		○*2	○*2	—	—
	KETA(-B)		○*2	○*2	—	—
	KETE(-B)		○*2	○*2	—	—
	KETF(-B)		○*2	○*2	—	—
	KGTB		○	○	—	—
	KGTE		○*2	○*2	—	—
	KGTF		○*2	○*2	—	—
	KGTG		○*2	○*2	—	—
	KGTH		○*2	○*2	—	—
	KNCA		—	—	—	—
	KNCH		—	—	—	—
	KMTB	07-14 model	—	—	—	—
		18 model	○*2	○*2	—	—
	KMTE		—	—	—	—






Indoor unit type			Type		
			Simple Remote Controller		
			UTY-RSNGM	UTY-RSRG	UTY-RHRG
Compact cassette			○	○	○
Mini duct			○	○	○
Slim duct			○	○	○
Medium static pressure duct			—	○	○
Floor			—	○ ^{*3}	○ ^{*3}
Ceiling			—	○	○
Wall mounted	KMCC		○ ^{*1}	—	—
	KMCE		—	○ ^{*2}	○ ^{*2}
	KMCF		—	○ ^{*2}	○ ^{*2}
	KMCG(-B)		—	○ ^{*2}	○ ^{*2}
	KMCH(-B)		—	○ ^{*2}	○ ^{*2}
	KETA(-B)		—	○ ^{*2}	○ ^{*2}
	KETE(-B)		—	○ ^{*2}	○ ^{*2}
	KETF(-B)		—	○ ^{*2}	○ ^{*2}
	KGTB		—	○ ^{*2}	○ ^{*2}
	KGTE		—	○ ^{*2}	○ ^{*2}
	KGTF		—	○ ^{*2}	○ ^{*2}
	KGTG		—	○ ^{*2}	○ ^{*2}
	KGTH		—	○ ^{*2}	○ ^{*2}
	KNCA		—	—	—
	KNCH		—	—	—
	KMTB	07-14 model	○ ^{*1}	—	—
		18 model	—	○ ^{*2}	○ ^{*2}
	KMTE		—	○ ^{*2}	○ ^{*2}

●: Accessory, ○: Optional, —: Not applicable

- *1: Optional Communication Kit (UTY-TWBXF2) is necessary for the installation.
- *2: Optional Communication Kit (UTY-TWRXZ2) is necessary for the installation.
- *3: Optional Communication Kit (UTY-TWRXZ3) is necessary for the installation.

Parts

Exterior	Part name	Model name	Summary
	Wired Remote Controller (Touch Panel)	UTY-RVRG	Remote controller that provides the functions you need in a sleek design that uniquely transforms itself to blend with any interior. Wire type: Non-polar 2-wire
	Wired Remote Controller (Touch Panel)	UTY-RNRGZ*	Easy finger touch operation with LCD panel. Backlit LCD enables easy operation in a dark room. Wire type: Non-polar 2-wire
	Wired Remote Controller	UTY-RLRG	High visibility and easy operation. Room temperature can be accurately controlled using the thermo sensor. Wire type: Non-polar 2-wire
	Compact Wired Remote Controller	UTY-RCRGZ1	Compact body and easy operation. Room temperature can be accurately controlled using the thermo sensor. Wire type: Non-polar 2-wire
	Wired Remote Controller	UTY-RVNGM	Large and full-dot liquid crystal screen, wide and large keys easy to press, user-intuitive arrow key. Wire type: Polar 3-wire
	Wired Remote Controller	UTY-RNNGM	Room temperature can be controlled by detecting the temperature accurately with thermo sensor. Wire type: Polar 3-wire
	Simple Remote Controller	UTY-RSRG	Compact remote controller concentrates on the basic functions such as Start/Stop, fan control, temperature setting, and operation mode. Wire type: Non-polar 2-wire

Exterior	Part name	Model name	Summary
	Simple Remote Controller	UTY-RHRG	Compact remote controller concentrates on the basic functions such as Start/Stop, fan control, and temperature setting. Wire type: Non-polar 2-wire
	Simple Remote Controller	UTY-RSNGM	Compact remote controller concentrates on the basic functions such as Start/Stop, fan control, temperature setting, and operation mode. Wire type: Polar 3-wire
	IR Receiver Kit with Wireless Remote Controller	UTY-LBTGM	Unit control is performed by Wireless Remote Controller
	IR Receiver Kit with Wireless Remote Controller	UTY-LBTGH	Unit control is performed by Wireless Remote Controller.
	Wireless Remote Controller	UTY-LNTG	Unit control is performed by Wireless Remote Controller.

NOTES:


- Available functions may differ by the remote controller. For details, refer to the operation manual.
- When using the group controlling system of the Wired Remote Controller, using WLAN Adapter is prohibited.

17-2. Cassette grille

■ Lineup

Indoor unit type	Model
Compact cassette	UTG-UFGF-W

■ Part

Exterior	Part name	Model name	Summary
	Cassette Grille	UTG-UFGF-W	This cassette grille can be installed appropriately on the grid type ceiling common in the office.

17-3. Others

■ Lineup

Indoor unit type			Type			
			Air Outlet Shutter Plate	Insulation Kit for High Humidity	Fresh Air Intake Kit	Half Concealed Kit
			UTR-YDZB	UTZ-KXGC	UTZ-VXAA	UTR-STA
Compact cassette			○	○	○	—
Mini duct			—	—	—	—
Slim duct			—	—	—	—
Medium static pressure duct			—	—	—	—
Floor			—	—	—	○
Ceiling			—	—	—	—
Wall mounted	KMCC		—	—	—	—
	KMCE		—	—	—	—
	KMCF		—	—	—	—
	KMCG(-B)		—	—	—	—
	KMCH(-B)		—	—	—	—
	KETA(-B)		—	—	—	—
	KETE(-B)		—	—	—	—
	KETF(-B)		—	—	—	—
	KGTB		—	—	—	—
	KGTE		—	—	—	—
	KGTF		—	—	—	—
	KGTG		—	—	—	—
	KGTH		—	—	—	—
	KNCA		—	—	—	—
	KNCH		—	—	—	—
	KMTB	07-14 model	—	—	—	—
		18 model	—	—	—	—
	KMTE		—	—	—	—

Indoor unit type			Type			
			Auto Louver Grille Kit	Remote Sensor Unit		External Switch Controller
			UTD-GXTA-W UTD-GXTB-W	UTY-XSZX	UTY-XSZXZ*	UTY-TERX
Compact cassette			—	—	—	○
Mini duct			○	○	○	○
Slim duct			○	○	○	○
Medium static pressure duct			—	○	○	○
Floor			—	—	—	○*3
Ceiling			—	—	—	○
Wall mounted	KMCC		—	—	—	○*1
	KMCE		—	—	—	○*2
	KMCF		—	—	—	○*2
	KMCG(-B)		—	—	—	○*2
	KMCH(-B)		—	—	—	○*2
	KETA(-B)		—	—	—	○*2
	KETE(-B)		—	—	—	○*2
	KETF(-B)		—	—	—	○*2
	KGTB		—	—	—	○*2
	KGTE		—	—	—	○*2
	KGTF		—	—	—	○*2
	KGTG		—	—	—	○*2
	KGTH		—	—	—	○*2
	KNCA		—	—	—	—
	KNCH		—	—	—	—
	KMTB	07-14 model	—	—	—	○*1
		18 model	—	—	—	○*2
	KMTE		—	—	—	○*2

Indoor unit type		Type				
		External Connect Kit			External Input and Output PCB	
		UTY-XWZX	UTY-XWZXZ5	UTY-XWZXZG	UTY-XCSXZ2	UTY-XCSX
Compact cassette		—	—	○	—	○
Mini duct		—	—	○	—	—
Slim duct		—	—	○	—	—
Medium static pressure duct		—	—	○	—	○
Floor		—	○	—	—	—
Ceiling		—	—	○	—	○
Wall mounted	KMCC	—	○	—	—	—
	KMCE	○	○	—	○	—
	KMCF	○	○	—	○	—
	KMCG(-B)	○	○	—	○	—
	KMCH(-B)	○	○	—	○	—
	KETA(-B)	—	○	—	○	—
	KETE(-B)	○	○	—	○	—
	KETF(-B)	○	○	—	○	—
	KGTB	○	—	—	○	—
	KGTE	○	○	—	○	—
	KGTF	○	○	—	○	—
	KGTG	○	○	—	○	—
	KGTH	○	○	—	○	—
	KNCA	—	—	—	—	—
	KNCH	—	—	—	—	—
	KMTB	07-14 model	—	○	—	—
		18 model	—	○	○	—
	KMTE	○	○	—	○	—

Indoor unit type			Type			
			KNX Convertor	Network Converter		Modbus Converter
				UTY-VKSX	UTY-VTGX	UTY-VTGXV
Compact cassette			○	○	○	○
Mini duct			○	○	○	○
Slim duct			○	○	○	○
Medium static pressure duct			○	○	○	○
Floor			○	○*3	○*3	○
Ceiling			○	○	○	○
Wall mounted	KMCC		○	○*1	○*1	○
	KMCE		○	○*2	○*2	○
	KMCF		○	○*2	○*2	○
	KMCG(-B)		○	○*2	○*2	○
	KMCH(-B)		○	○*2	○*2	○
	KETA(-B)		○	○*2	○*2	○
	KETE(-B)		○	○*2	○*2	○
	KETF(-B)		○	○*2	○*2	○
	KGTB		○	○*2	○*2	○
	KGTE		○	○*2	○*2	○
	KGTF		○	○*2	○*2	○
	KGTG		○	○*2	○*2	○
	KGTH		○	○*2	○*2	○
	KNCA		—	—	—	—
	KNCH		—	—	—	—
	KMTB	07-14 model	○	○*1	○*1	○
		18 model	○	○*2	○*2	○
	KMTE			○	○*2	○*2

Indoor unit type			Type		
			Communication Kit		
			UTY-TWBXF2	UTY-TWRXZ2	UTY-TWRXZ3
Compact cassette			—	—	—
Mini duct			—	—	—
Slim duct			—	—	—
Medium static pressure duct			—	—	—
Floor			—	—	○
Ceiling			—	—	—
Wall mounted	KMCC		○	—	—
	KMCE		—	○	—
	KMCF		—	○	—
	KMCG(-B)		—	○	—
	KMCH(-B)		—	○	—
	KETA(-B)		—	○	—
	KETE(-B)		—	○	—
	KETF(-B)		—	○	—
	KGTB		—	○	—
	KGTE		—	○	—
	KGTF		—	○	—
	KGTG		—	○	—
	KGTH		—	○	—
	KNCA		—	—	—
	KNCH		—	—	—
	KMTB	07-14 model	○	—	—
		18 model	—	○	—
	KMTE		—	○	—

Indoor unit type			Type				
			WLAN Adapter*4				
			UTY-TFSXW1	UTY-TFSXF2	UTY-TFSXZ1	UTY-TFSXH3	UTY-TFSXJ3
Compact cassette			—	—	○	—	—
Mini duct			—	—	○	—	—
Slim duct			—	—	○	—	—
Medium static pressure duct			—	—	○	—	○
Floor			—	—	○	—	—
Ceiling			—	—	○	—	—
Wall mounted	KMCC		○	—	—	—	—
	KMCE		—	○	—	—	—
	KMCF		—	—	—	—	—
	KMCG(-B)		—	—	—	—	—
	KMCH(-B)		—	—	—	○	—
	KETA(-B)		—	○	—	—	—
	KETE(-B)		—	○	—	—	—
	KETF(-B)		—	—	—	—	—
	KGTB		○	—	—	—	—
	KGTE		—	○	—	—	—
	KGTF		—	—	—	—	—
	KGTG		—	—	—	—	—
	KGTH		—	—	—	○	—
	KNCA		—	—	—	—	—
	KNCH		—	—	—	○	—
	KMTB	07-14 model	○	—	—	—	—
		18 model	—	○	—	—	—
	KMTE		—	○	—	—	—

Indoor unit type			Type	
			Air Cleaning Filter	
			UTR-FA16-5	UTD-HFNC
Compact cassette			—	—
Mini duct			—	—
Slim duct			—	—
Medium static pressure duct			—	○
Floor			—	—
Ceiling			—	—
Wall mounted	KMCC		○	—
	KMCE		○	—
	KMCF		○	—
	KMCG(-B)		○	—
	KMCH(-B)		○	—
	KETA(-B)		—	—
	KETE(-B)		—	—
	KETF(-B)		—	—
	KGTB		—	—
	KGTE		—	—
	KGTF		—	—
	KGTG		—	—
	KGTH		—	—
	KNCA		○	—
	KNCH		○	—
	KMTB	07-14 model	—	—
		18 model	—	—
	KMTE		—	—







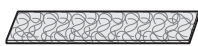

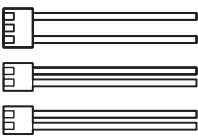



Indoor unit type			Type		
			Long-life Filter	External Input and Output PCB Box	
				UTD-LFDC	UTZ-GXDA
Compact cassette			—	—	—
Mini duct			—	—	—
Slim duct			—	—	—
Medium static pressure duct			○	○	—
Floor			—	—	—
Ceiling			—	—	○
Wall mounted	KMCC		—	—	—
	KMCE		—	—	—
	KMCF		—	—	—
	KMCG(-B)		—	—	—
	KMCH(-B)		—	—	—
	KETA(-B)		—	—	—
	KETE(-B)		—	—	—
	KETF(-B)		—	—	—
	KGTB		—	—	—
	KGTE		—	—	—
	KGTF		—	—	—
	KGTG		—	—	—
	KGTH		—	—	—
	KNCA		—	—	—
	KNCH		—	—	—
	KMTB	07-14 model	—	—	—
		18 model	—	—	—
	KMTE		—	—	—

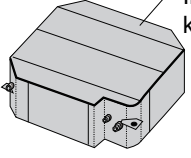
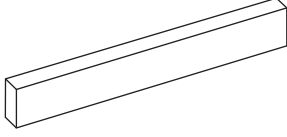



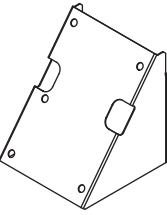
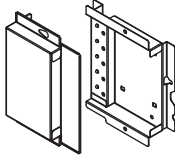


●:Accessory, ○: Optional, —: Not applicable









- *1: Optional Communication Kit (UTY-TWBXF2) is necessary for the installation.
- *2: Optional Communication Kit (UTY-TWRXZ2) is necessary for the installation.
- *3: Optional Communication Kit (UTY-TWRXZ3) is necessary for the installation.
- *4: For details of wireless LAN control, refer to “Design & Technical manual” or “Setting manual” of WLAN control system.

NOTE: Combined use of Modbus Converter, KNX Convertor, and WLAN Adapter is not allowed.

Parts

Exterior	Part name	Model name	Summary
	Remote Sensor Unit	UTY-XSZX	Thermo-sensor for sensing the temperature of arbitrary place in the room.
	Remote Sensor Unit	UTY-XSZXZ*	Thermo-sensor for sensing the temperature of arbitrary place in the room.
	Auto Louver Grille Kit	UTD-GXTA-W	Width: 683 mm For 07, 09, 12, and 14 models
	Auto Louver Grille Kit	UTD-GXTB-W	Width: 883 mm For 18 model
	Long-life Filter	UTD-LFDC	Long-life Filter can be mounted to the indoor unit.
	Air Cleaning Filter	UTR-FA16-5	Air Cleaning Filter can be mounted to the indoor unit. (For antibacterial)
	Air Cleaning Filter	UTD-HFNC	Air Cleaning Filter can be mounted to the indoor unit.
	External Connect Kit	UTY-XWZX	Use to connect with various peripheral devices and air conditioner PCB.
	External Connect Kit	UTY-XWZXZ5	Required when external device is connected.
	External Connect Kit	UTY-XWZXZG	Use to connect with various peripheral devices and air conditioner PCB. For control output port.
	Air Outlet Shutter Plate	UTR-YDZB	Installed at the air outlet when 3-directions mode is performed.
	Fresh Air Intake Kit	UTZ-VXAA	By attaching Fresh Air Intake Kit to the indoor unit, it can be taken in fresh air of up to 10% of "high" air volume of the indoor unit.

Exterior	Part name	Model name	Summary
	Insulation Kit for High Humidity	UTZ-KXGC	Install when the under-roof condition is expected to be the humidity of over 80% and the temperature of over 30 °C.
	Half Concealed Kit	UTR-STA	Used for the indoor unit installing of half concealed.
	Communication Kit	UTY-TWBXF2	Use to connect with optional devices and air conditioner PCB.
	External Input and Output PCB	UTY-XCSX	Use to connect with external devices and air conditioner PCB.
	External Input and Output PCB	UTY-XCSXZ2	Use to connect with external devices and air conditioner PCB. Optional External Connect Kit might be required to connect locally purchased devices via this PCB.
	External Input and Output PCB Box	UTZ-GXDA	For installing the External input and output PCB.
	External Input and Output PCB Box	UTZ-GXEA	For installing the External input and output PCB. For Ceiling type
	Communication Kit	UTY-TWRXZ3	Use to connect Non-polar 2-core wired remote controller.
	Communication Kit	UTY-TWRXZ2	Use to connect Non-polar 2-core wired remote controller.

Exterior	Part name	Model name	Summary
	WLAN Adapter	UTY-TFSXZ1 UTY-TFSXJ3	Remotely manage an air conditioning system using mobile devices such as smartphones and tablets. For connection indoor unit with UART interface. Appropriate application for each region is required to use this option. For details, contact FGL sales company.
	WLAN Adapter	UTY-TFSXW1	Remotely manage an air conditioning system using mobile devices such as smartphones and tablets. Appropriate application for each region is required to use this option. For details, contact FGL sales company.
	WLAN Adapter	UTY-TFSXF2 UTY-TFSXH3	Remotely manage an air conditioning system using mobile devices such as smartphones and tablets. Appropriate application for each region is required to use this option. For details, contact FGL sales company.
	Modbus Converter	UTY-VMSX	For connection between indoor unit with UART interface and a Modbus open network.
	KNX Converter	UTY-VKSX	For connection between indoor unit with UART interface and a KNX open network.
	Network Converter	UTY-VTGX	This converter is required when connecting single split system to VRF network system. Optional Communication Kit is necessary for installation.
	Network Converter (AC power supply)	UTY-VTGXV	This converter is required when connecting single split system to VRF network system. Optional Communication Kit is necessary for installation.
	External Switch Controller	UTY-TERX	Air conditioner switching can be controlled by connecting other external sensor switches. Optional Communication Kit is necessary for installation.

18. Indoor unit installation precautions

NOTE: The information listed below are general precautions.
Some models also include items that do not apply.

18-1. Places where prohibited for use

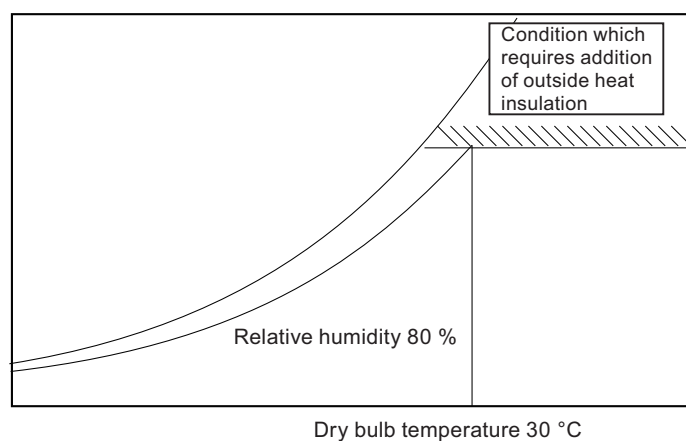
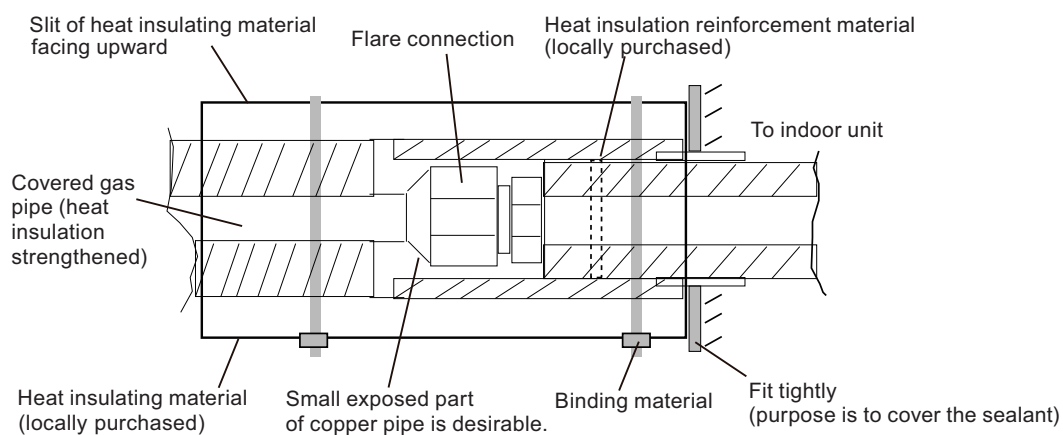
- Places where there is a danger of combustible gas leakage.
- Places where sulfur gas, chlorine gas, acid, alkali, or other matter which effects equipment is generated.
- Places where there is a lot of oil splash and steam such as kitchen or machinery room.
- Places where machinery which generates high frequencies is used.
- Ocean beaches and other areas where there is a lot of salt.
- Places where carbon fibers or any kind of powder suspended in the air.
- Inside of vehicles, ships, and other conveyances.
- Places where voltage fluctuations are large such as a factory.

18-2. Points to remember when installing

- The product shall be installed at a place which can withstand the weight and vibration of the indoor.
- To allow maintenance after refrigerant piping, drain piping, and the connection/installation of electric wiring, provide an maintenance space and an inspection port, as required.
Maintenance space is shown in "[Dimensions](#)" on page 37.
- Be careful when installing the unit at the following places.

Condition	Contents	Countermeasures (Reference)
When the ceiling is high.	If the indoor unit is installed where the installation height given in the installation manual is exceeded, the temperature difference between the floor and ceiling of the room will be large and the heating effect will be poor. Moreover, even if the indoor unit is installed within the installation height, a similar phenomena will occur when installed in a room in which the doors are opened and closed frequently and hot air circulation is obstructed by furniture such as desks or chairs.	1. Switch the setting to the high ceiling mode. 2. Install a circulator. 3. Arrange the furniture in the room so that it does not obstruct the hot air.
When lower level directly contacts the outside air.	When the lower level of the room is a semi-open space such as warehouse or parking lot the surface temperature of the flooring will become low and the radiation of cold from the floor will increase. In this case, even if the room temperature is suitable, you may feel the foot level is cold.	
When the airflow distribution is poor.	When an indoor unit is installed in a position where the outlet airflow will directly contact people, a draft may be felt. In addition, when there are obstructions in the path of the intake and outlet airflow, the air distribution may become extremely bad.	1. Adjust the louver fins or take other measures matched to the site. 2. Change the indoor unit outlet.

Condition	Contents	Countermeasures (Reference)
When inside the ceiling is high temperature and high humidity.	When the indoor unit is installed where the inside of the ceiling is 30 °C RH80% or greater, the dew point temperature of the outer perimeter may become higher than the cabinet surface temperature and moisture will condense on the surface of the cabinet and water drops may fall inside the room. ("Figure 18-1 Moist air curve") In addition, the humidity may vary considerably the same as when the inside of the ceiling is close to hermetically sealed and used as the outside air intake path.	<ol style="list-style-type: none"> 1. Add heat insulating material to the outside of the indoor unit cabinet. *Regarding the cassette type, use of optional High humidity correspondence kit is recommended. 2. Strengthen the heat insulating material of the refrigerant pipe and drain pipe too. ("Figure 18-2 Work method when reinforcing the heat insulation of on-site piping") 3. When the humidity inside the ceiling changes considerably, install a ventilation port.
When using an external duct.	When using an external duct to take in new fresh air, etc., condensation may form on the surface of the duct due to the effect of the outside air temperature and the humidity inside the ceiling.	Always perform heat insulation processing. (Heat insulating material: Glass wool 25 mm thick or more.)
When the remote controller installation site is bad.	If the cold or warm air blown out from the air conditioner directly contacts the thermostat section of the remote controller, the outlet temperature of the air conditioner may be sensed and room temperature control will be different from the room temperature, and "not cooled" or "not heated" or other trouble may occur. In addition, there is the possibility that the same kind of trouble may also occur when the remote controller is effected by direct sunlight.	<ol style="list-style-type: none"> 1. Install the remote controller where it will not be directly exposed to the cold or hot air. 2. Install the remote controller where it will not be directly exposed to sunlight or strong lighting.
When installation environment is quiet.	When the wall mounted type was installed in a bedroom, living room, or other quiet place, the sound of the refrigerant flow may be sensed as noise and must be taken into account.	<ol style="list-style-type: none"> 1. Plan installation of a model with external expansion valve. 2. Plan installation of a branch box farther from indoor unit. 3. Plan installation using another air conditioner.
When installing duct type in ceiling chamber system.	In the case of the ceiling chamber system (duct is not installed at indoor unit inlet side and room air is sucked into the indoor unit through the inside of the ceiling), the thermistor inside the indoor unit may not correctly detect the room temperature. <ul style="list-style-type: none"> • Heating operation: Room is not heated because the indoor unit is easily turned off by the thermostat. • Cooling operation: Room is too cold because the indoor unit is difficult to turn off by the thermostat. 	Replace the indoor unit thermistor with optional remote sensor unit, and install the sensor where the room temperature can be correctly detected.
When the outlet air is sucked in at duct type.	Cooling operation does not cool the room and heating operation does not heat the room because the short circuited indoor unit is not turned on by the thermostat.	<ol style="list-style-type: none"> 1. Reconsider the ventilation port construction. 2. Replace the indoor unit thermistor with optional Remote sensor unit, and install the sensor where the room temperature can be correctly detected.
When using the wireless remote controller.	Signals may not be received when using it in a room illuminated by an inverter fluorescent lamp.	Turn on the fluorescent lamp and check if the indoor unit receives the signals from the remote controller. If the indoor unit does not receive the signals, consult an authorized service personnel.
When installing the inverter type.	It may generate noise in TV sets, stereos and PCs.	The inverter type should be installed at a sufficient distance from these equipments.

Figure 18-1 **Moist air curve**Figure 18-2 **Work method when reinforcing the heat insulation of on-site piping**

Part 2. OUTDOOR UNIT (3 UNITS TYPE)

MULTI-SPLIT TYPE:

AOHG18KBTA3

AOHG24KBTA3

1. Specifications

OUTDOOR UNIT
AOHG18-24KBT3

OUTDOOR UNIT
AOHG18-24KBT3

Type				Inverter heat pump	
Model name				AOHG18KBTA3	AOHG24KBTA3
Power source				230 V 50 Hz	
Available voltage range				198—264V	
Standard combination of indoor unit				Wall mounted ASHG07KMCC ×3	Wall mounted ASHG07KMCC ASHG09KMCC ×2
Capacity	Cooling	Rated	kW	5.4	6.8
			Btu/h	18,400	23,200
		Min.—Max.	kW	1.8—7	1.8—8.5
			Btu/h	6,100—23,800	6,100—29,000
	Heating	Rated	kW	6.8	8.0
			Btu/h	23,200	27,300
		Min.—Max.	kW	2.0—8.0	2.0—9.2
			Btu/h	6,800—27,300	6,800—31,400
Input power	Cooling	Rated	kW	1.13	1.74
		Max.		1.90	2.65
	Heating	Rated		1.39	1.82
		Max.		1.85	2.35
Current	Cooling	Rated	A	5.1	7.7
	Heating	Rated		6.2	8.1
EER	Cooling		kW/kW	4.78	3.90
COP	Heating			4.89	4.40
Starting current			A	6.2	8.1
Maximum operating current *1			A	12.0	14.5
Fan	Type × Q'ty			Propeller × 1	
	Airflow rate	Cooling	m³/h	2,220	2,270
		Heating		2,160	2,730
	Motor output		W	49	49
Sound pressure level *2	Cooling		dB (A)	46	48
	Heating			49	53
Heat exchanger	Dimension (H × W × D)		mm	Main 1: 672 × 881 × 18.19 Main 2: 672 × 851 × 18.19	
	Fin pitch			Main 1: 1.3 Main 2: 1.3	
	Rows × Stages		Main 1: 1 × 32 Main 2: 1 × 32		
	Pipe type (Material)		Copper tube		
	Fin type (Material)		Aluminum		
	Type		DC twin rotary		
Compressor	Motor output		W	1,200	
	Type (Global warming potential)			R32 (675)	
Refrigerant	Charge		g	1,800	
	Type			RmM68AF	
Refrigerant oil	Amount		cm³	550	
	Material			Steel sheet	
Enclosure	Color			Beige (Approximate color of Munsell 10YR 7.5/1.0 NN)	
	Net		mm	716 × 820 × 315	
Dimensions (H × W × D)	Gross			890 × 1,027 × 445	
	Net		kg	46	
Weight	Gross			56	
	Connection pipe	Size	Liquid	mm (in)	Ø6.35 (Ø1/4) × 3
Gas			Ø9.52 (Ø3/8) × 3		Ø9.52 (Ø3/8) × 2, Ø12.70 (Ø1/2) × 1
Method		m	Flare		
Pre-charge length (Total)			30		
Maximum length (Total)			50		
Maximum length (Each)			25		
Minimum length (Total)			10		
Minimum length (Each)			2.5		
Maximum height difference between outdoor unit and each indoor units.			15		
Maximum height difference between indoor units.			10		
Operation range	Cooling	°C	-10 to 46		
	Heating		-15 to 24		
Drain hose	Material		PP		
	Tip diameter		mm	Ø13.0 (I.D.), Ø16.0 to Ø16.8 (O.D.)	

NOTES:

- Specifications are based on the following conditions:
 - Power source of specifications: 230 V
 - Pipe length: 5 m, Height difference: 0 m [Outdoor unit—Indoor unit]
 - Cooling: Indoor temperature of 27.0 °CDB/19.0 °CWB, and outdoor temperature of 35 °CDB/24.0 °CWB.
 - Heating: Indoor temperature of 20.0 °CDB/15.0 °CWB, and outdoor temperature of 7.0 °CDB/6.0 °CWB.
- *1: Maximum operating current is the total current of the indoor unit and the outdoor unit.
- *2: Sound pressure level
 - Measured values in manufacturer's anechoic chamber.
 - Because of the surrounding sound environment, the sound levels measured in actual installation conditions might be higher than the specified values here.
- For other combination, refer to the combination table.
- The protective function might work when using it outside the operation range.
- This data is based on EN 14511 standard.

Specifications for ErP Lot10						
Model name				AOHG18KBTA3		AOHG24KBTA3
Energy efficiency class	Cooling			A+++		
	Heating (Average)			A++		
Pdesign	Cooling	kW		5.4 (35 °C)	6.8 (35 °C)	
	Heating (Average)			5.0 (-10 °C)	6.0 (-10 °C)	
SEER	Cooling	kWh/kWh		8.60	8.50	
SCOP	Heating (Average)			4.70	4.60	
Annual energy consumption	QCE	kWh/a		220	280	
	QHE (Average)			1,486	1,826	
Sound power level	Cooling	HIGH	dB (A)	59	61	
	Heating			61	67	

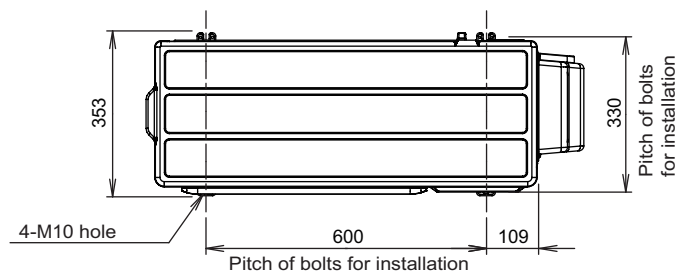
OUTDOOR UNIT
AOHG18-24KBTA3

OUTDOOR UNIT
AOHG18-24KBTA3

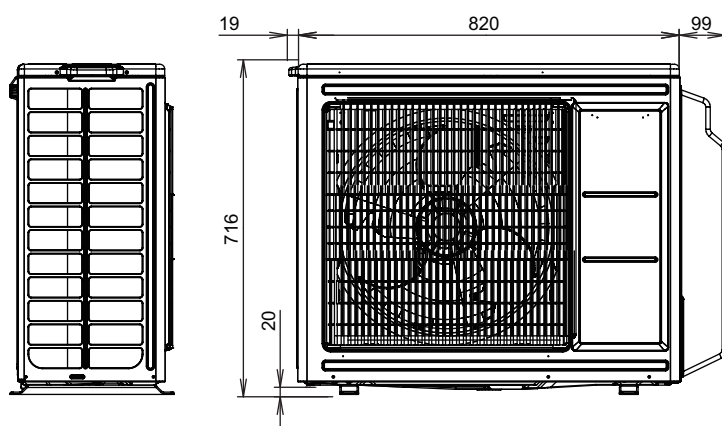
2. Dimensions

2-1. Models: AOHG18KBTA3 and AOHG24KBTA3

Unit: mm

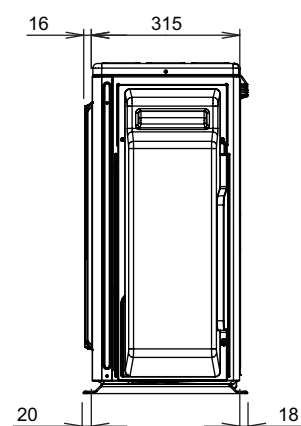
OUTDOOR UNIT
AOHG18-24KBTA3OUTDOOR UNIT
AOHG18-24KBTA3

Top view

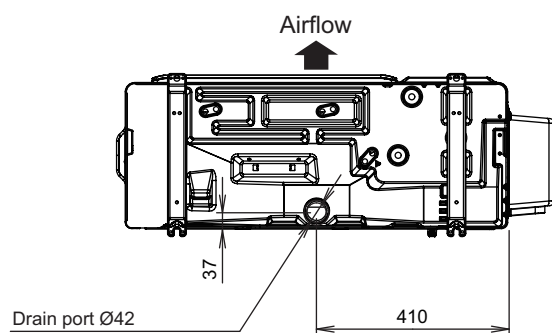


Side view

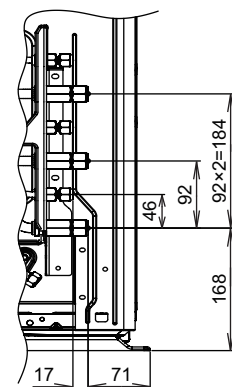
Front view



Side view



Bottom view



Side view (Valve part)

3. Installation space

3-1. Models: AOHG18KBTA3 and AOHG24KBTA3

■ Space requirement

Provide sufficient installation space for product safety.

⚠ CAUTION

Keep the space shown in the installation examples.

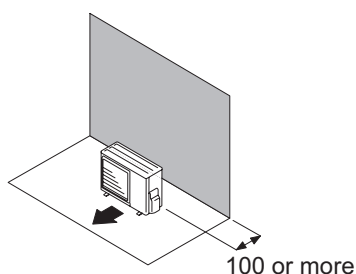
If the installation is not performed accordingly, it could cause a short circuit and result in a lack of operating performance.

● Single outdoor unit installation

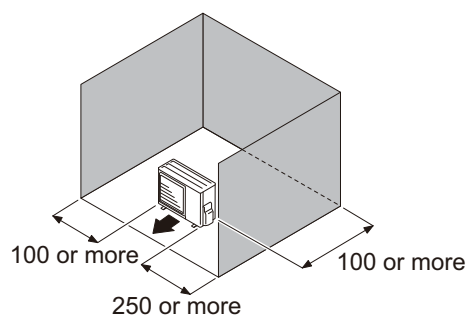
- When the upper space is open:

Unit: mm

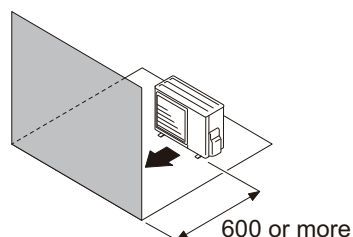
Obstacles at rear only



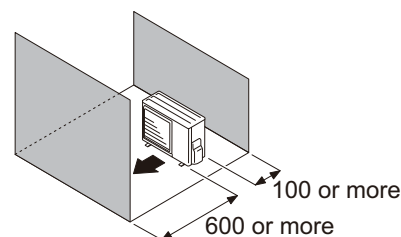
Obstacles at rear and sides



Obstacles at front



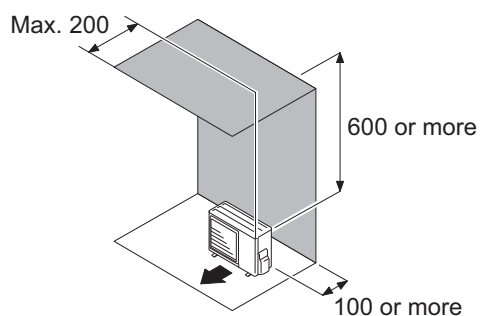
Obstacles at front and rear



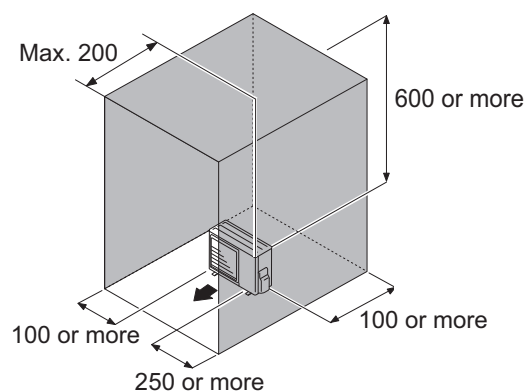
- When an obstruction in the upper space:

Unit: mm

Obstacles at rear and above



Obstacles at rear, sides, and above



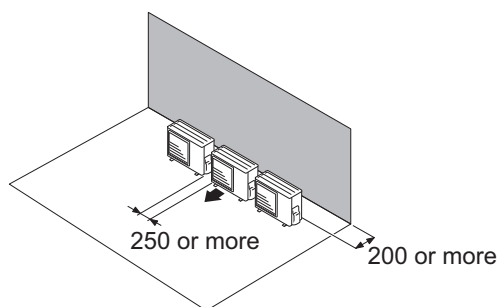
● Multiple outdoor unit installation

- Provide at least 250 mm of space between the outdoor units if multiple units are installed.
- When routing the piping from the side of an outdoor unit, provide space for piping.
- No more than 3 units must be installed side by side.
When 4 units or more are arranged in a line, provide the space as shown in the following example **“When an obstruction in the upper space:”**.

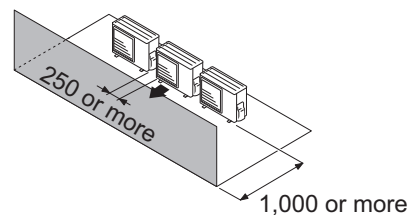
- **When the upper space is open:**

Unit: mm

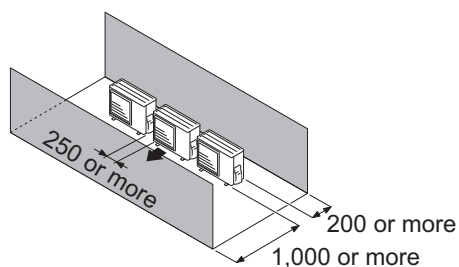
Obstacles at rear only



Obstacles at front only



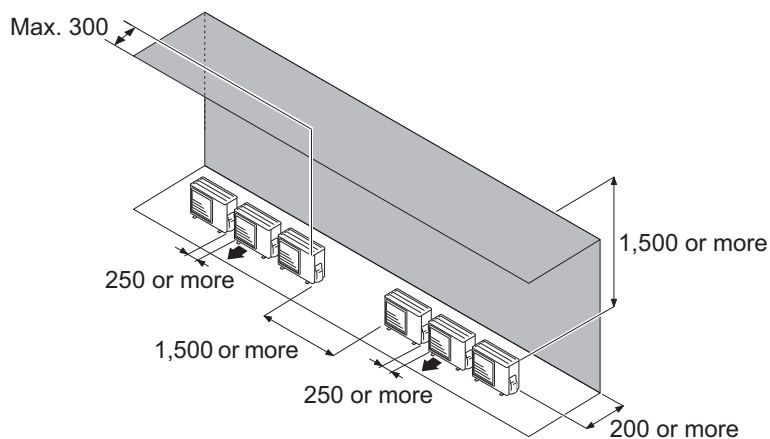
Obstacles at front and rear



- **When an obstruction in the upper space:**

Unit: mm

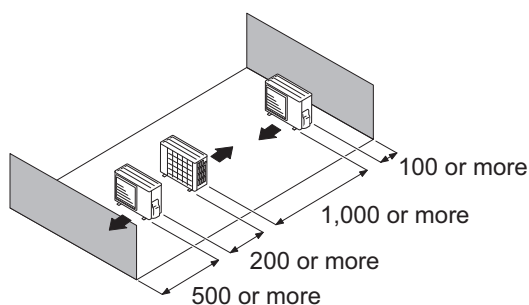
Obstacles at rear and above.



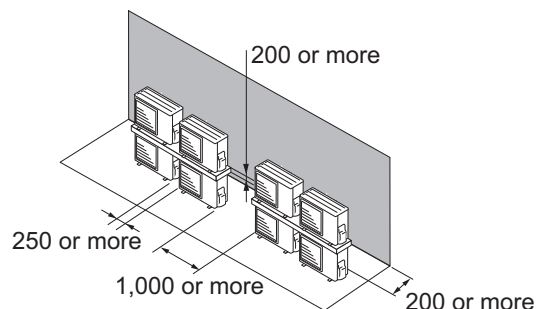
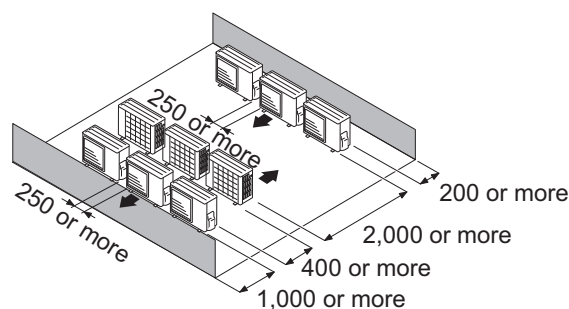
● Outdoor units installation in multi-row

Unit: mm

Single parallel unit arrangement



Multiple parallel unit arrangement

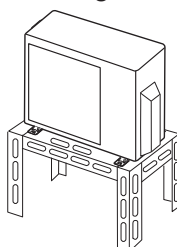


NOTES:

- If the space is larger than stated above, the condition will be the same as when there is no obstacle.
- When installing the outdoor unit, be sure to open the front and left side to obtain better operation efficiency.

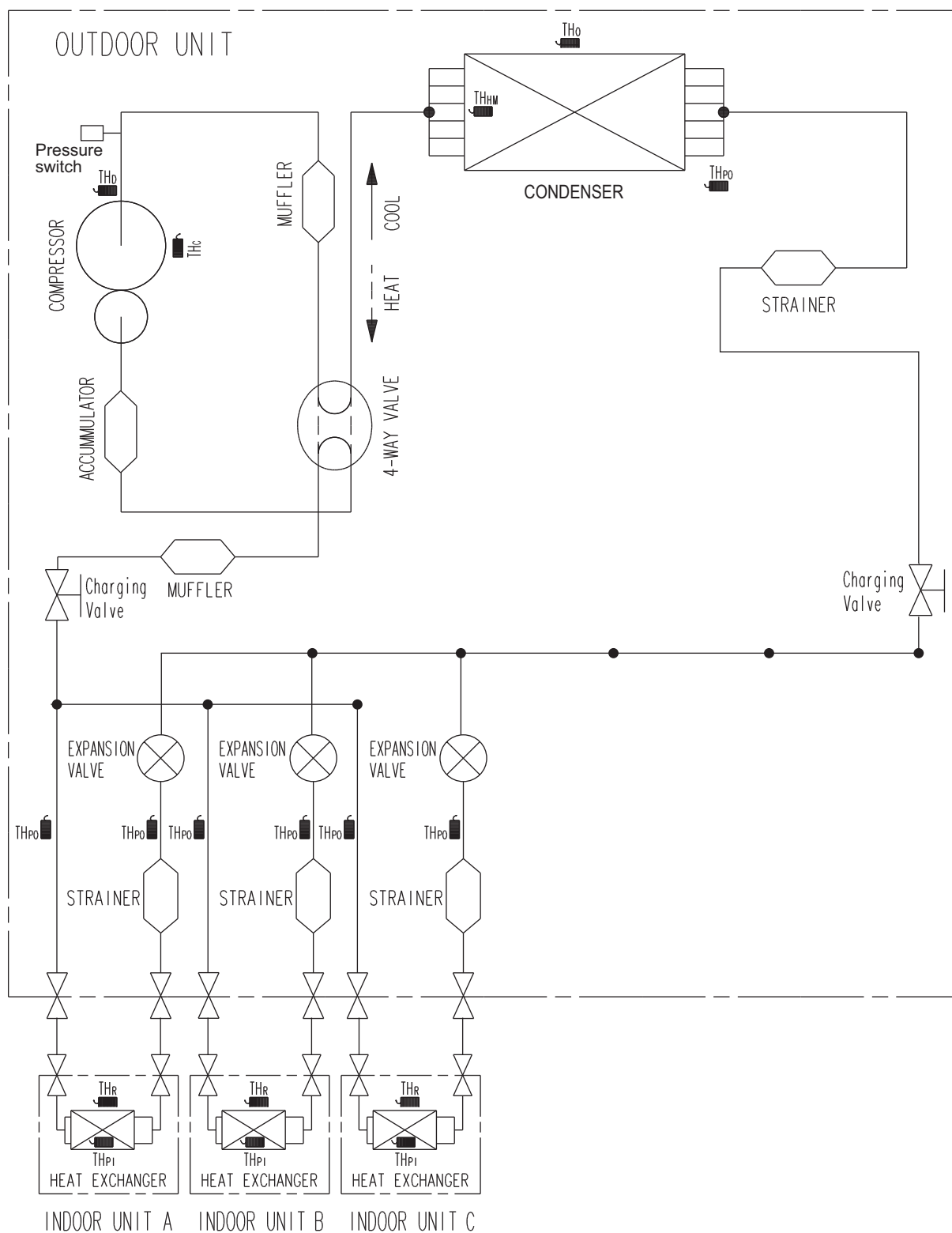
⚠ CAUTION

- Do not install the outdoor unit in two-stage where the drain water could freeze. Otherwise the drainage from the upper unit may form ice and cause a malfunction of the lower unit.
- When the outdoor temperature is 0 °C or less, do not use the accessory drain pipe and drain cap. If the drain pipe and drain cap are used, the drain water in the pipe may freeze in extremely cold climate. (For reverse cycle model only.)
- In area with heavy snowfall, if the inlet and outlet of the outdoor unit is blocked with snow, it might become difficult to get warm, and it is likely to cause product malfunction. Construct a canopy and a pedestal, or place the unit on a high stand that is locally installed.



4. Refrigerant circuit

4-1. Models: AOHG18KBTA3 and AOHG24KBTA3

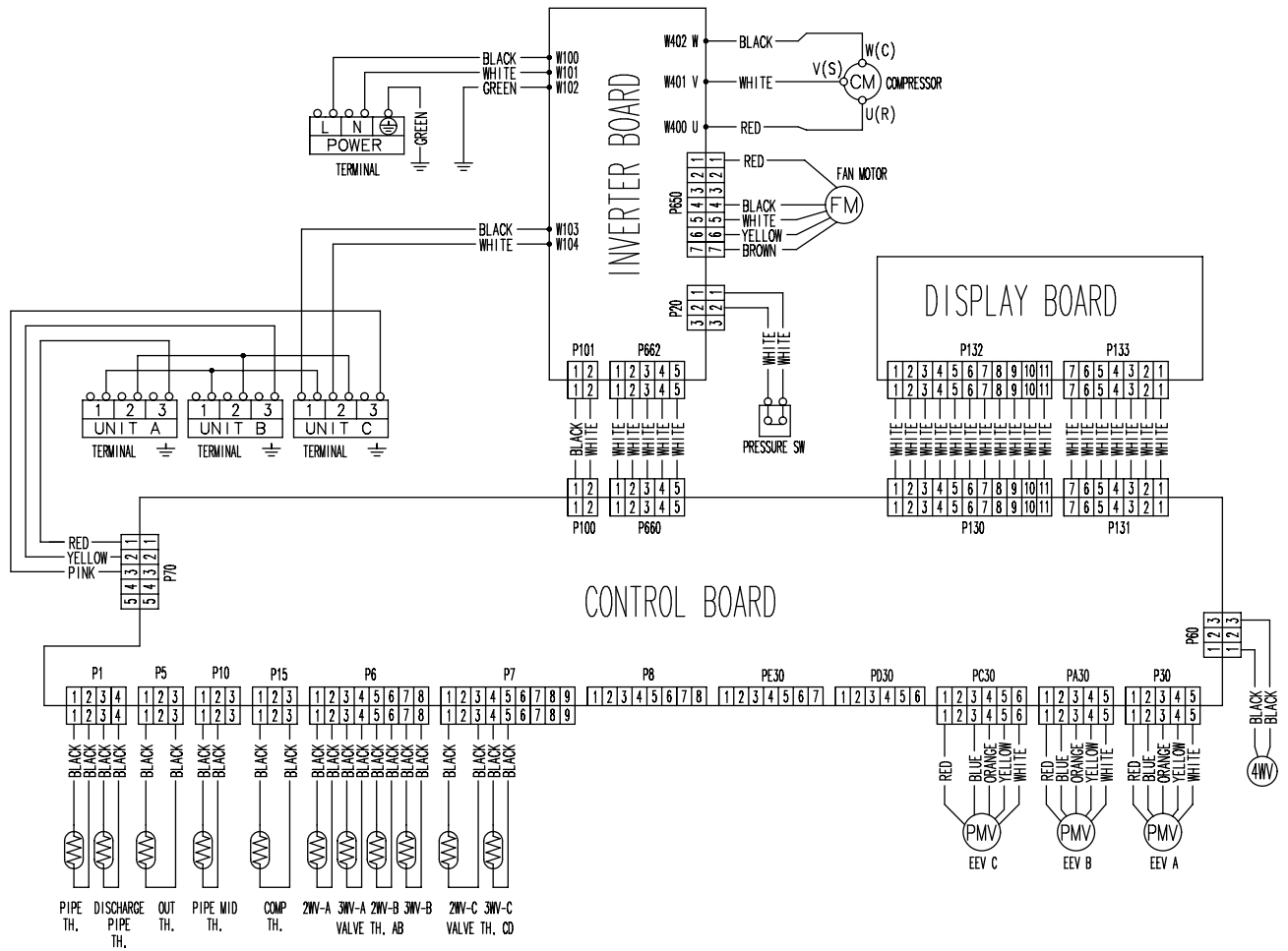
OUTDOOR UNIT
AOHG18-24KBTA3OUTDOOR UNIT
AOHG18-24KBTA3

TH_o : THERMISTOR(DISCHARGE TEMP.)
 TH_o : THERMISTOR(OUTDOOR TEMP.)
 TH_{p1} : THERMISTOR(PIPE TEMP.)
 TH_c : THERMISTOR(COMPRESSOR TEMP.)

TH_r : THERMISTOR(ROOM TEMP.)
 TH_{p1} : THERMISTOR(PIPE TEMP.)
 TH_{m1} : THERMISTOR(HEAT EXCHANGER MIDDLE TEMP.)

5. Wiring diagram

5-1. Models: AOHG18KBTA3 and AOHG24KBTA3



6. Capacity table

6-1. Combinations

■ Model: AOHG18KBTA3

● Cooling

Indoor unit combination (Wall-mounted KG/KM type only)

Combination of indoor unit				Rated capacity for each indoor unit (kW)			Total capacity (kW)			Input power (kW)			EER (W/W)	Seasonal data		
Room			Total	Room			Min.	Rated	Max.	Min.	Rated	Max.		Pdesign (kW)	SEER (kWh/kWh)	Energy efficiency class
1	2	3		1	2	3										
7	7	—	14	2.00	2.00	—	1.8	4.00	5.0	0.35	0.86	1.35	4.65	4.0	8.3	A++
7	9	—	16	2.00	2.50	—	1.8	4.50	5.7	0.35	1.03	1.50	4.36	4.5	8.2	A++
7	12	—	19	1.99	3.41	—	1.8	5.40	6.8	0.35	1.41	1.81	3.83	5.4	8.0	A++
7	14	—	21	1.80	3.60	—	1.8	5.40	7.0	0.35	1.41	1.90	3.83	5.4	8.0	A++
9	9	—	18	2.50	2.50	—	1.8	5.00	6.4	0.35	1.23	1.70	4.06	5.0	8.1	A++
9	12	—	21	2.31	3.09	—	1.8	5.40	7.0	0.35	1.41	1.90	3.83	5.4	8.0	A++
9	14	—	23	2.11	3.29	—	1.8	5.40	7.0	0.35	1.41	1.90	3.83	5.4	8.0	A++
12	12	—	24	2.70	2.70	—	1.8	5.40	7.0	0.35	1.41	1.90	3.83	5.4	8.0	A++
12	14	—	26	2.49	2.91	—	1.8	5.40	7.0	0.35	1.41	1.90	3.83	5.4	8.0	A++
14	14	—	28	2.70	2.70	—	1.8	5.40	7.0	0.35	1.41	1.90	3.83	5.4	8.0	A++
7	7	7	21	1.80	1.80	1.80	1.8	5.40	7.0	0.35	1.13	1.90	4.78	5.4	8.6	A+++
7	7	9	23	1.64	1.64	2.12	1.8	5.40	7.0	0.35	1.13	1.90	4.78	5.4	8.6	A+++
7	7	12	26	1.45	1.45	2.50	1.8	5.40	7.0	0.35	1.13	1.90	4.78	5.4	8.6	A+++
7	7	14	28	1.35	1.35	2.70	1.8	5.40	7.0	0.35	1.13	1.90	4.78	5.4	8.6	A+++
7	9	9	25	1.52	1.94	1.94	1.8	5.40	7.0	0.35	1.13	1.90	4.78	5.4	8.6	A+++
7	9	12	28	1.35	1.74	2.31	1.8	5.40	7.0	0.35	1.13	1.90	4.78	5.4	8.6	A+++
7	9	14	30	1.26	1.62	2.52	1.8	5.40	7.0	0.35	1.13	1.90	4.78	5.4	8.6	A+++
9	9	9	27	1.80	1.80	1.80	1.8	5.40	7.0	0.35	1.13	1.90	4.78	5.4	8.6	A+++
9	9	12	30	1.62	1.62	2.16	1.8	5.40	7.0	0.35	1.13	1.90	4.78	5.4	8.6	A+++

Indoor unit combination (All models other than wall-mounted type KG/KM models)

Combination of indoor unit				Rated capacity for each indoor unit (kW)			Total capacity (kW)			Input power (kW)			EER (W/W)	Seasonal data		
Room			Total	Room			Min.	Rated	Max.	Min.	Rated	Max.		Pdesign (kW)	SEER (kWh/kWh)	Energy efficiency class
1	2	3		1	2	3										
5	9	—	14	1.50	2.50	—	1.8	4.00	5.00	0.43	0.88	1.37	4.54	4.0	6.7	A++
5	12	—	17	1.41	3.39	—	1.8	4.80	6.10	0.43	1.11	1.65	4.32	5.0	6.5	A++
5	14	—	19	1.42	3.98	—	1.8	5.40	6.40	0.43	1.39	1.83	3.88	5.4	6.4	A++
7	7	—	14	2.00	2.00	—	1.8	4.00	5.00	0.43	0.88	1.37	4.54	4.0	6.7	A++
7	9	—	16	2.00	2.50	—	1.8	4.50	5.70	0.43	1.06	1.52	4.26	4.5	6.6	A++
7	12	—	19	1.99	3.41	—	1.8	5.40	6.80	0.43	1.43	1.83	3.77	5.4	6.4	A++
7	14	—	21	1.80	3.60	—	1.8	5.40	7.00	0.43	1.42	1.91	3.81	5.4	6.4	A++
9	9	—	18	2.50	2.50	—	1.8	5.00	6.40	0.43	1.25	1.72	4.00	5.0	6.5	A++
9	12	—	21	2.31	3.09	—	1.8	5.40	7.00	0.43	1.42	1.91	3.81	5.4	6.4	A++
9	14	—	23	2.11	3.29	—	1.8	5.40	7.00	0.43	1.42	1.91	3.81	5.4	6.4	A++
12	12	—	24	2.70	2.70	—	1.8	5.40	7.00	0.43	1.42	1.91	3.81	5.4	6.4	A++
12	14	—	26	2.49	2.91	—	1.8	5.40	7.00	0.43	1.42	1.91	3.81	5.4	6.4	A++
14	14	—	28	2.70	2.70	—	1.8	5.40	7.00	0.43	1.42	1.91	3.81	5.4	6.4	A++
5	5	5	15	1.50	1.50	1.50	1.8	4.50	5.40	0.43	0.68	1.46	6.64	4.5	7.1	A++
5	5	7	17	1.41	1.41	1.98	1.8	4.80	6.10	0.43	0.83	1.65	5.78	5.0	7.0	A++
5	5	9	19	1.42	1.42	2.56	1.8	5.40	6.80	0.43	0.98	1.83	5.49	5.4	6.9	A++
5	5	12	22	1.23	1.23	2.95	1.8	5.40	7.00	0.43	1.14	1.91	4.73	5.4	6.9	A++
5	5	14	24	1.13	1.13	3.15	1.8	5.40	7.00	0.43	1.14	1.91	4.73	5.4	6.9	A++
5	7	7	19	1.42	1.99	1.99	1.8	5.40	6.80	0.43	0.98	1.83	5.49	5.4	6.9	A++
5	7	9	21	1.29	1.80	2.31	1.8	5.40	7.00	0.43	1.14	1.91	4.73	5.4	6.9	A++
5	7	12	24	1.13	1.58	2.70	1.8	5.40	7.00	0.43	1.14	1.91	4.73	5.4	6.9	A++
5	7	14	26	1.04	1.45	2.91	1.8	5.40	7.00	0.43	1.14	1.91	4.73	5.4	6.9	A++
5	9	9	23	1.17	2.11	2.11	1.8	5.40	7.00	0.43	1.14	1.91	4.73	5.4	6.9	A++
5	9	12	26	1.04	1.87	2.49	1.8	5.40	7.00	0.43	1.14	1.91	4.73	5.4	6.9	A++
5	9	14	28	0.96	1.74	2.70	1.8	5.40	7.00	0.43	1.14	1.91	4.73	5.4	6.9	A++
5	12	12	29	0.93	2.23	2.23	1.8	5.40	7.00	0.43	1.14	1.91	4.73	5.4	6.9	A++
7	7	7	21	1.80	1.80	1.80	1.8	5.40	7.00	0.43	1.14	1.91	4.74	5.4	6.9	A++
7	7	9	23	1.64	1.64	2.11	1.8	5.40	7.00	0.43	1.14	1.91	4.74	5.4	6.9	A++
7	7	12	26	1.45	1.45	2.49	1.8	5.40	7.00	0.43	1.14	1.91	4.74	5.4	6.9	A++
7	7	14	28	1.35	1.35	2.70	1.8	5.40	7.00	0.43	1.14	1.91	4.74	5.4	6.9	A++
7	9	9	25	1.51	1.94	1.94	1.8	5.40	7.00	0.43	1.14	1.91	4.74	5.4	6.9	A++
7	9	12	28	1.35	1.74	2.31	1.8	5.40	7.00	0.43	1.14	1.91	4.74	5.4	6.9	A++
7	9	14	30	1.26	1.62	2.52	1.8	5.40	7.00	0.43	1.14	1.91	4.74	5.4	6.9	A++
9	9	9	27	1.80	1.80	1.80	1.8	5.40	7.00	0.43	1.14	1.91	4.74	5.4	6.9	A++
9	9	12	30	1.62	1.62	2.16	1.8	5.40	7.00	0.43	1.14	1.91	4.74	5.4	6.9	A++

NOTES:

- 5: 5,000 Btu/h, 7: 7,000 Btu/h, 9: 9,000 Btu/h, 12: 12,000 Btu/h, 14: 14,000 Btu/h
- The above is the value for connecting with wall-mounted type indoor unit.
- 2 or more indoor units should be connected.
- Cooling: Indoor temperature of 27 °CDB/19 °CWB and outdoor temperature of 35 °CDB.
- Pipe length: 5 m, Height difference: 0 m (Outdoor unit—Indoor unit)
- The total ability of connected indoor unit is from 14,000 Btu/h up to 30,000 Btu/h.

● Heating

Indoor unit combination (Wall-mounted KG/KM type only)

Combination of indoor unit				Rated capacity for each indoor unit (kBtu/h)			Total capacity (kBtu/h)			Input power (kW)			COP (W/W)	Seasonal data		
Room			Total	Room			Min.	Rated	Max.	Min.	Rated	Max.		Pdesign (kW)	SCOP (kWh/kWh)	Energy efficiency class
1	3	2		1	2	3										
7	7	—	14	2.40	2.40	—	2.0	4.80	5.6	0.25	1.00	1.30	4.80	4.0	4.2	A+
7	9	—	16	2.40	3.00	—	2.0	5.40	6.4	0.25	1.21	1.48	4.45	4.0	4.2	A+
7	12	—	19	2.40	4.20	—	2.0	6.60	7.6	0.25	1.66	1.76	3.98	5.0	4.0	A+
7	14	—	21	2.27	4.53	—	2.0	6.80	8.0	0.25	1.77	1.85	3.84	5.0	4.0	A+
9	9	—	18	3.00	3.00	—	2.0	6.00	7.2	0.25	1.44	1.67	4.17	4.5	4.1	A+
9	12	—	21	2.91	3.89	—	2.0	6.80	8.0	0.25	1.77	1.85	3.84	5.0	4.0	A+
9	14	—	23	2.66	4.14	—	2.0	6.80	8.0	0.25	1.77	1.85	3.84	5.0	4.0	A+
12	12	—	24	3.40	3.40	—	2.0	6.80	8.0	0.25	1.77	1.85	3.84	5.0	4.0	A+
12	14	—	26	3.14	3.66	—	2.0	6.80	8.0	0.25	1.77	1.85	3.84	5.0	4.0	A+
14	14	—	28	3.40	3.40	—	2.0	6.80	8.0	0.25	1.77	1.85	3.84	5.0	4.0	A+
7	7	7	21	2.27	2.27	2.27	2.0	6.80	8.0	0.25	1.39	1.85	4.89	5.0	4.7	A++
7	7	9	23	2.07	2.07	2.66	2.0	6.80	8.0	0.25	1.39	1.85	4.89	5.0	4.7	A++
7	7	12	26	1.83	1.83	3.14	2.0	6.80	8.0	0.25	1.39	1.85	4.89	5.0	4.7	A++
7	7	14	28	1.70	1.70	3.40	2.0	6.80	8.0	0.25	1.39	1.85	4.89	5.0	4.7	A++
7	9	9	25	1.90	2.45	2.45	2.0	6.80	8.0	0.25	1.39	1.85	4.89	5.0	4.7	A++
7	9	12	28	1.70	2.19	2.91	2.0	6.80	8.0	0.25	1.39	1.85	4.89	5.0	4.7	A++
7	9	14	30	1.59	2.04	3.17	2.0	6.80	8.0	0.25	1.39	1.85	4.89	5.0	4.7	A++
9	9	9	27	2.27	2.27	2.27	2.0	6.80	8.0	0.25	1.39	1.85	4.89	5.0	4.7	A++
9	9	12	30	2.04	2.04	2.72	2.0	6.80	8.0	0.25	1.39	1.85	4.89	5.0	4.7	A++

Indoor unit combination (All models other than wall-mounted type KG/KM models)

Combination of indoor unit				Rated capacity for each indoor unit (kW)			Total capacity (kW)			Input power (kW)			COP (W/W)	Seasonal data		
Room			Total	Room			Min.	Rated	Max.	Min.	Rated	Max.		Pdesign (kW)	SCOP (kWh/kWh)	Energy efficiency class
1	2	3		1	2	3										
5	9	—	14	1.80	3.00	—	2.00	4.80	5.6	0.30	1.04	1.34	4.61	4.0	4.0	A+
5	12	—	17	1.80	4.20	—	2.00	6.00	6.9	0.30	1.35	1.56	4.43	4.5	3.9	A
5	14	—	19	1.80	4.80	—	2.00	6.60	7.4	0.30	1.64	1.77	4.02	5.0	3.8	A
7	7	—	14	2.40	2.40	—	2.00	4.80	5.6	0.30	1.04	1.34	4.61	4.0	4.0	A+
7	9	—	16	2.40	3.00	—	2.00	5.40	6.4	0.30	1.22	1.49	4.43	4.0	4.0	A+
7	12	—	19	2.40	4.20	—	2.00	6.60	7.6	0.30	1.67	1.77	3.95	5.0	3.8	A
7	14	—	21	2.27	4.53	—	2.00	6.80	8.0	0.30	1.77	1.85	3.84	5.0	3.8	A
9	9	—	18	3.00	3.00	—	2.00	6.00	7.2	0.30	1.44	1.68	4.15	4.5	3.9	A
9	12	—	21	2.91	3.89	—	2.00	6.80	8.0	0.30	1.77	1.85	3.84	5.0	3.8	A
9	14	—	23	2.66	4.14	—	2.00	6.80	8.0	0.30	1.77	1.85	3.84	5.0	3.8	A
12	12	—	24	3.40	3.40	—	2.00	6.80	8.0	0.30	1.77	1.85	3.84	5.0	3.8	A
12	14	—	26	3.14	3.66	—	2.00	6.80	8.0	0.30	1.77	1.85	3.84	5.0	3.8	A
14	14	—	28	3.40	3.40	—	2.00	6.80	8.0	0.30	1.77	1.85	3.84	5.0	3.8	A
5	5	5	15	1.70	1.70	1.70	2.00	5.10	6.0	0.30	0.76	1.41	6.68	4.0	4.3	A+
5	5	7	17	1.80	1.80	2.40	2.00	6.00	6.8	0.30	0.97	1.56	6.17	4.5	4.2	A+
5	5	9	19	1.80	1.80	3.00	2.00	6.60	7.6	0.30	1.18	1.77	5.58	5.0	4.1	A+
5	5	12	22	1.50	1.50	3.80	2.00	6.80	8.0	0.30	1.39	1.85	4.89	5.0	4.1	A+
5	5	14	24	1.42	1.42	3.97	2.00	6.80	8.0	0.30	1.39	1.85	4.89	5.0	4.1	A+
5	7	7	19	1.80	2.40	2.40	2.00	6.60	7.6	0.30	1.18	1.77	5.58	5.0	4.1	A+
5	7	9	21	1.50	2.30	3.00	2.00	6.80	8.0	0.30	1.39	1.85	4.89	5.0	4.1	A+
5	7	12	24	1.38	1.93	3.30	2.00	6.60	8.0	0.30	1.39	1.85	4.74	5.0	4.1	A+
5	7	14	26	1.31	1.83	3.66	2.00	6.80	8.0	0.30	1.39	1.85	4.89	5.0	4.1	A+
5	9	9	23	1.48	2.66	2.66	2.00	6.80	8.0	0.30	1.39	1.85	4.89	5.0	4.1	A+
5	9	12	26	1.27	2.28	3.05	2.00	6.60	8.0	0.30	1.39	1.85	4.74	5.0	4.1	A+
5	9	14	28	1.21	2.19	3.40	2.00	6.80	8.0	0.30	1.39	1.85	4.89	5.0	4.1	A+
5	12	12	29	1.14	2.73	2.73	2.00	6.60	8.0	0.30	1.39	1.85	4.74	5.0	4.1	A+
7	7	7	21	2.27	2.27	2.27	2.00	6.80	8.0	0.30	1.39	1.85	4.89	5.0	4.1	A+
7	7	9	23	2.07	2.07	2.66	2.00	6.80	8.0	0.30	1.39	1.85	4.89	5.0	4.1	A+
7	7	12	26	1.83	1.83	3.14	2.00	6.80	8.0	0.30	1.39	1.85	4.89	5.0	4.1	A+
7	7	14	28	1.70	1.70	3.40	2.00	6.80	8.0	0.30	1.39	1.85	4.89	5.0	4.1	A+
7	9	9	25	1.90	2.45	2.45	2.00	6.80	8.0	0.30	1.39	1.85	4.89	5.0	4.1	A+
7	9	12	28	1.70	2.19	2.91	2.00	6.80	8.0	0.30	1.39	1.85	4.89	5.0	4.1	A+
7	9	14	30	1.59	2.04	3.17	2.00	6.80	8.0	0.30	1.39	1.85	4.89	5.0	4.1	A+
9	9	9	27	2.27	2.27	2.27	2.00	6.80	8.0	0.30	1.39	1.85	4.89	5.0	4.1	A+
9	9	12	30	2.04	2.04	2.72	2.00	6.80	8.0	0.30	1.39	1.85	4.89	5.0	4.1	A+

NOTES:

- 5: 5,000 Btu/h, 7: 7,000 Btu/h, 9: 9,000 Btu/h, 12: 12,000 Btu/h, 14: 14,000 Btu/h
- The above is the value for connecting with wall-mounted type indoor unit.
- 2 or more indoor units should be connected.
- Heating: Indoor temperature of 20 °CDB, and outdoor temperature of 7 °CDB/6 °CWB.
- Pipe length: 5 m, Height difference: 0 m (Outdoor unit—Indoor unit)
- The total ability of connected indoor unit is from 14,000 Btu/h up to 30,000 Btu/h.

Model: AOHG24KBTA3

Cooling

Indoor unit combination (Wall-mounted KG/KM type only)

Combination of indoor unit				Rated capacity for each indoor unit (kW)			Total capacity (kW)			Input power (kW)			EER (W/W)	Seasonal data		
Room			Total	Room			Min.	Rated	Max.	Min.	Rated	Max.		Pdesign (kW)	SEER (kWh/kWh)	Energy efficiency class
1	2	3		1	2	3										
7	7	—	14	2.00	2.00	—	1.8	4.00	5.0	0.35	0.86	1.35	4.65	4.0	8.3	A++
7	9	—	16	2.00	2.50	—	1.8	4.50	5.7	0.35	1.03	1.54	4.36	4.5	8.2	A++
7	12	—	19	2.00	3.50	—	1.8	5.50	6.8	0.35	1.46	1.85	3.77	5.5	8.0	A++
7	14	—	21	2.00	4.00	—	1.8	6.00	7.5	0.35	1.73	2.20	3.48	6.0	7.6	A++
7	18	—	25	1.90	4.90	—	1.8	6.80	8.5	0.35	2.26	2.65	3.01	6.8	6.9	A++
9	9	—	18	2.50	2.50	—	1.8	5.00	6.4	0.35	1.23	1.74	4.06	5.0	8.1	A++
9	12	—	21	2.50	3.50	—	1.8	6.00	7.5	0.35	1.73	2.20	3.48	6.0	7.6	A++
9	14	—	23	2.50	4.00	—	1.8	6.50	8.2	0.35	2.04	2.46	3.19	6.5	7.2	A++
9	18	—	27	2.27	4.53	—	1.8	6.80	8.5	0.35	2.26	2.65	3.01	6.8	6.9	A++
12	12	—	24	3.40	3.40	—	1.8	6.80	8.5	0.35	2.26	2.65	3.01	6.8	6.9	A++
12	14	—	26	3.14	3.66	—	1.8	6.80	8.5	0.35	2.26	2.65	3.01	6.8	6.9	A++
12	18	—	30	2.72	4.08	—	1.8	6.80	8.5	0.35	2.26	2.65	3.01	6.8	6.9	A++
14	14	—	28	3.40	3.40	—	1.8	6.80	8.5	0.35	2.26	2.65	3.01	6.8	6.9	A++
14	18	—	32	2.98	3.82	—	1.8	6.80	8.5	0.35	2.26	2.65	3.01	6.8	6.9	A++
7	7	7	21	2.00	2.00	2.00	1.8	6.00	7.5	0.35	1.37	2.20	4.37	6.0	8.6	A+++
7	7	9	23	2.00	2.00	2.50	1.8	6.50	8.2	0.35	1.59	2.46	4.08	6.5	8.5	A+++
7	7	12	26	1.83	1.83	3.14	1.8	6.80	8.5	0.35	1.74	2.65	3.90	6.8	8.5	A+++
7	7	14	28	1.70	1.70	3.40	1.8	6.80	8.5	0.35	1.74	2.65	3.90	6.8	8.5	A+++
7	7	18	32	1.49	1.49	3.82	1.8	6.80	8.5	0.35	1.74	2.65	3.90	6.8	8.5	A+++
7	9	9	25	1.90	2.45	2.45	1.8	6.80	8.5	0.35	1.74	2.65	3.91	6.8	8.5	A+++
7	9	12	28	1.70	2.19	2.91	1.8	6.80	8.5	0.35	1.74	2.65	3.90	6.8	8.5	A+++
7	9	14	30	1.59	2.04	3.17	1.8	6.80	8.5	0.35	1.74	2.65	3.90	6.8	8.5	A+++
7	9	18	34	1.40	1.80	3.60	1.8	6.80	8.5	0.35	1.74	2.65	3.90	6.8	8.5	A+++
7	12	12	31	1.54	2.63	2.63	1.8	6.80	8.5	0.35	1.74	2.65	3.90	6.8	8.5	A+++
7	12	14	33	1.44	2.47	2.89	1.8	6.80	8.5	0.35	1.74	2.65	3.90	6.8	8.5	A+++
7	14	14	35	1.36	2.72	2.72	1.8	6.80	8.5	0.35	1.74	2.65	3.90	6.8	8.5	A+++
9	9	9	27	2.27	2.27	2.27	1.8	6.80	8.5	0.35	1.74	2.65	3.90	6.8	8.5	A+++
9	9	12	30	2.04	2.04	2.72	1.8	6.80	8.5	0.35	1.74	2.65	3.90	6.8	8.5	A+++
9	9	14	32	1.91	1.91	2.98	1.8	6.80	8.5	0.35	1.74	2.65	3.90	6.8	8.5	A+++
9	9	18	36	1.71	1.70	3.40	1.8	6.80	8.5	0.35	1.74	2.65	3.90	6.8	8.5	A+++
9	12	12	33	1.86	2.47	2.47	1.8	6.80	8.5	0.35	1.74	2.65	3.90	6.8	8.5	A+++
9	12	14	35	1.75	2.33	2.72	1.8	6.80	8.5	0.35	1.74	2.65	3.90	6.8	8.5	A+++
12	12	12	36	2.27	2.27	2.27	1.8	6.80	8.5	0.35	1.74	2.65	3.90	6.8	8.5	A+++

Indoor unit combination (All models other than wall-mounted type KG/KM models)

Combination of indoor unit				Rated capacity for each indoor unit (kW)			Total capacity (kW)			Input power (kW)			EER (W/W)	Seasonal data		
Room			Total	Room			Min.	Rated	Max.	Min.	Rated	Max.		Pdesign (kW)	SEER (kWh/kWh)	Energy efficiency class
1	2	3		1	2	3										
5	9	—	14	1.80	3.00	—	2.00	4.80	5.60	0.30	1.06	1.36	4.52	4.0	6.70	A++
5	12	—	17	1.68	4.02	—	2.00	5.70	6.80	0.30	1.38	1.70	4.12	5.0	6.50	A++
5	14	—	19	1.80	4.80	—	2.00	6.60	7.60	0.30	1.78	1.89	3.70	5.5	6.40	A++
5	18	—	23	1.67	6.03	—	2.00	7.70	8.60	0.30	2.03	2.37	3.79	6.5	5.50	A
7	7	—	14	2.40	2.40	—	2.00	4.80	5.60	0.30	1.06	1.36	4.54	4.0	6.70	A++
7	9	—	16	2.40	3.00	—	2.00	5.40	6.40	0.30	1.28	1.55	4.20	4.5	6.60	A++
7	12	—	19	2.40	4.20	—	2.00	6.60	7.60	0.30	1.78	1.89	3.69	5.5	6.40	A++
7	14	—	21	2.40	4.80	—	2.00	7.20	8.40	0.30	1.90	2.11	3.78	6.0	6.00	A+
7	18	—	25	2.16	5.54	—	2.00	7.70	9.20	0.30	2.03	2.37	3.78	6.8	5.20	A
9	9	—	18	3.00	3.00	—	2.00	6.00	7.20	0.30	1.54	1.77	3.88	5.0	6.50	A++
9	12	—	21	3.00	4.20	—	2.00	7.20	8.40	0.30	1.90	2.11	3.78	6.0	6.00	A+
9	14	—	23	2.96	4.74	—	2.00	7.70	9.20	0.30	2.03	2.37	3.78	6.5	5.50	A
9	18	—	27	2.57	5.13	—	2.00	7.70	9.20	0.30	2.03	2.37	3.78	6.8	5.20	A
12	12	—	24	3.85	3.85	—	2.00	7.70	9.20	0.30	2.03	2.37	3.78	6.8	5.20	A
12	14	—	26	3.55	4.15	—	2.00	7.70	9.20	0.30	2.03	2.37	3.78	6.8	5.20	A
12	18	—	30	3.08	4.62	—	2.00	7.70	9.20	0.30	2.03	2.37	3.78	6.8	5.20	A
14	14	—	28	3.85	3.85	—	2.00	7.70	9.20	0.30	2.03	2.37	3.78	6.8	5.20	A
14	18	—	32	3.37	4.33	—	2.00	7.70	9.20	0.30	2.03	2.37	3.78	6.8	5.20	A
5	5	5	15	1.70	1.70	1.70	2.00	5.10	6.00	0.30	1.23	1.47	4.16	4.5	6.60	A++
5	5	7	17	1.68	1.68	2.35	2.00	5.70	6.80	0.30	1.37	1.70	4.17	5.0	6.50	A++
5	5	9	19	1.80	1.80	3.00	2.00	6.60	7.60	0.30	1.51	1.89	4.38	5.5	6.40	A++
5	5	12	22	1.70	1.70	4.09	2.00	7.50	8.80	0.30	1.72	2.26	4.36	6.5	6.20	A++
5	5	14	24	1.67	1.67	4.67	2.00	8.00	9.20	0.30	1.84	2.37	4.34	6.8	6.15	A++
5	5	18	28	1.43	1.43	5.14	2.00	8.00	9.20	0.30	1.84	2.37	4.34	6.8	6.20	A++
5	7	7	19	1.80	2.40	2.40	2.00	6.60	7.60	0.30	1.51	1.89	4.38	5.5	6.40	A++
5	7	9	21	1.80	1.80	3.00	2.00	7.20	8.40	0.30	1.65	2.11	4.37	6.0	6.30	A++
5	7	12	24	1.67	2.33	4.00	2.00	8.00	9.20	0.30	1.84	2.37	4.34	6.8	6.15	A++
5	7	14	26	1.54	2.15	4.31	2.00	8.00	9.20	0.30	1.84	2.37	4.34	6.8	6.20	A++
5	7	18	30	1.33	1.87	4.80	2.00	8.00	9.20	0.30	1.84	2.37	4.34	6.8	6.20	A++
5	9	9	23	1.80	3.00	3.00	2.00	7.80	9.20	0.30	1.79	2.37	4.36	6.5	6.20	A++
5	9	12	26	1.54	2.77	3.69	2.00	8.00	9.20	0.30	1.84	2.37	4.34	6.8	6.20	A++
5	9	14	28	1.43	2.57	4.00	2.00	8.00	9.20	0.30	1.84	2.37	4.34	6.8	6.20	A++
5	9	18	32	1.25	2.25	4.50	2.00	8.00	9.20	0.30	1.84	2.37	4.34	6.8	6.20	A++
5	12	12	29	1.38	3.31	3.31	2.00	8.00	9.20	0.30	1.84	2.37	4.34	6.8	6.20	A++
5	12	14	31	1.29	3.10	3.61	2.00	8.00	9.20	0.30	1.84	2.37	4.34	6.8	6.20	A++
5	12	18	35	1.14	2.74	4.11	2.00	8.00	9.20	0.30	1.84	2.37	4.34	6.8	6.20	A++
5	14	14	33	1.21	3.39	3.39	2.00	8.00	9.20	0.30	1.84	2.37	4.34	6.8	6.20	A++
7	7	7	21	2.40	2.40	2.40	2.00	7.20	8.40	0.30	1.65	2.11	4.37	6.0	6.30	A++

Combination of indoor unit				Rated capacity for each indoor unit (kW)			Total capacity (kW)			Input power (kW)			EER (W/W)	Seasonal data		
Room			Total	Room			Min.	Rated	Max.	Min.	Rated	Max.		Pdesign (kW)	SEER (kWh/kWh)	Energy efficiency class
1	2	3		1	2	3										
7	7	9	23	2.40	2.40	3.00	2.00	7.80	9.20	0.30	1.79	2.37	4.36	6.5	6.20	A++
7	7	12	26	2.15	2.15	3.69	2.00	8.00	9.20	0.30	1.84	2.37	4.34	6.8	6.20	A++
7	7	14	28	2.00	2.00	4.00	2.00	8.00	9.20	0.30	1.84	2.37	4.34	6.8	6.20	A++
7	7	18	32	1.75	1.75	4.50	2.00	8.00	9.20	0.30	1.84	2.37	4.34	6.8	6.20	A++
7	9	9	25	2.24	2.88	2.88	2.00	8.00	9.20	0.30	1.84	2.37	4.34	6.8	6.20	A++
7	9	12	28	2.00	2.57	3.43	2.00	8.00	9.20	0.30	1.84	2.37	4.34	6.8	6.20	A++
7	9	14	30	1.87	2.40	3.73	2.00	8.00	9.20	0.30	1.84	2.37	4.34	6.8	6.20	A++
7	9	18	34	1.65	2.12	4.24	2.00	8.00	9.20	0.30	1.84	2.37	4.34	6.8	6.20	A++
7	12	12	31	1.81	3.10	3.10	2.00	8.00	9.20	0.30	1.84	2.37	4.34	6.8	6.20	A++
7	12	14	33	1.70	2.91	3.39	2.00	8.00	9.20	0.30	1.84	2.37	4.34	6.8	6.20	A++
7	14	14	35	1.60	3.20	3.20	2.00	8.00	9.20	0.30	1.84	2.37	4.34	6.8	6.20	A++
9	9	9	27	2.67	2.67	2.67	2.00	8.00	9.20	0.30	1.84	2.37	4.34	6.8	6.20	A++
9	9	12	30	2.40	2.40	3.20	2.00	8.00	9.20	0.30	1.84	2.37	4.34	6.8	6.20	A++
9	9	14	32	2.25	2.25	3.50	2.00	8.00	9.20	0.30	1.84	2.37	4.34	6.8	6.20	A++
9	9	18	36	2.00	2.00	4.00	2.00	8.00	9.20	0.30	1.84	2.37	4.34	6.8	6.20	A++
9	12	12	33	2.18	2.91	2.91	2.00	8.00	9.20	0.30	1.84	2.37	4.34	6.8	6.20	A++
9	12	14	35	2.06	2.74	3.20	2.00	8.00	9.20	0.30	1.84	2.37	4.34	6.8	6.20	A++
12	12	12	36	2.67	2.67	2.67	2.00	8.00	9.20	0.30	1.84	2.37	4.34	6.8	6.20	A++

NOTES:

- 5: 5,000 Btu/h, 7: 7,000 Btu/h, 9: 9,000 Btu/h, 12: 12,000 Btu/h, 14: 14,000 Btu/h, 18: 18,000 Btu/h
- The above is the value for connecting with wall-mounted type indoor unit.
- 2 or more indoor units should be connected.
- Cooling: Indoor temperature of 27 °CDB/19 °CWB and outdoor temperature of 35 °CDB.
- Pipe length: 5 m, Height difference: 0 m (Outdoor unit—Indoor unit)
- The total ability of connected indoor units is from 14,000 Btu/h up to 36,000 Btu/h.

● Heating

Indoor unit combination (Wall-mounted KG/KM type only)

Combination of indoor unit				Rated capacity for each indoor unit (kW)			Total capacity (kW)			Input power (kW)			COP (W/W)	Seasonal data		
Room			Total	Room			Min.	Rated	Max.	Min.	Rated	Max.		Pdesign (kW)	SCOP (kWh/kWh)	Energy efficiency class
1	2	3		1	2	3										
7	7	—	14	2.40	2.40	—	2.0	4.80	5.6	0.25	1.00	1.30	4.80	4.0	4.2	A+
7	9	—	16	2.40	3.00	—	2.0	5.40	6.4	0.25	1.21	1.48	4.45	4.0	4.2	A+
7	12	—	19	2.40	4.20	—	2.0	6.60	7.6	0.25	1.66	1.76	3.98	5.0	4.0	A+
7	14	—	21	2.40	4.80	—	2.0	7.20	8.4	0.25	1.86	2.07	3.87	5.4	4.0	A+
7	18	—	25	2.16	5.54	—	2.0	7.70	9.2	0.25	2.01	2.35	3.83	5.8	4.0	A+
9	9	—	18	3.00	3.00	—	2.0	6.00	7.2	0.25	1.44	1.67	4.17	4.5	4.1	A+
9	12	—	21	3.00	4.20	—	2.0	7.20	8.4	0.25	1.86	2.07	3.87	5.4	4.0	A+
9	14	—	23	2.96	4.74	—	2.0	7.70	9.2	0.25	2.01	2.35	3.83	5.8	4.0	A+
9	18	—	27	2.57	5.13	—	2.0	7.70	9.2	0.25	2.01	2.35	3.83	5.8	4.0	A+
12	12	—	24	3.85	3.85	—	2.0	7.70	9.2	0.25	2.01	2.35	3.83	5.8	4.0	A+
12	14	—	26	3.55	4.15	—	2.0	7.70	9.2	0.25	2.01	2.35	3.83	5.8	4.0	A+
12	18	—	30	3.08	4.62	—	2.0	7.70	9.2	0.25	2.01	2.35	3.83	5.8	4.0	A+
14	14	—	28	3.85	3.85	—	2.0	7.70	9.2	0.25	2.01	2.35	3.83	5.8	4.0	A+
14	18	—	32	3.37	4.33	—	2.0	7.70	9.2	0.25	2.01	2.35	3.83	5.8	4.0	A+
7	7	7	21	2.40	2.40	2.40	2.0	7.20	8.4	0.25	1.61	2.07	4.48	5.4	4.7	A++
7	7	9	23	2.40	2.40	3.00	2.0	7.80	9.2	0.25	1.76	2.35	4.42	5.8	4.6	A++
7	7	12	26	2.15	2.15	3.70	2.0	8.00	9.2	0.25	1.82	2.35	4.40	6.0	4.6	A++
7	7	14	28	2.00	2.00	4.00	2.0	8.00	9.2	0.25	1.82	2.35	4.40	6.0	4.6	A++
7	7	18	32	1.75	1.75	4.50	2.0	8.00	9.2	0.25	1.82	2.35	4.40	6.0	4.6	A++
7	9	9	25	2.24	2.88	2.88	2.0	8.00	9.2	0.25	1.82	2.35	4.40	6.0	4.6	A++
7	9	12	28	2.00	2.57	3.43	2.0	8.00	9.2	0.25	1.82	2.35	4.40	6.0	4.6	A++
7	9	14	30	1.87	2.40	3.73	2.0	8.00	9.2	0.25	1.82	2.35	4.40	6.0	4.6	A++
7	9	18	34	1.65	2.12	4.23	2.0	8.00	9.2	0.25	1.82	2.35	4.40	6.0	4.6	A++
7	12	12	31	1.80	3.10	3.10	2.0	8.00	9.2	0.25	1.82	2.35	4.40	6.0	4.6	A++
7	12	14	33	1.70	2.91	3.39	2.0	8.00	9.2	0.25	1.82	2.35	4.40	6.0	4.6	A++
7	14	14	35	1.60	3.20	3.20	2.0	8.00	9.2	0.25	1.82	2.35	4.40	6.0	4.6	A++
9	9	9	27	2.67	2.67	2.67	2.0	8.00	9.2	0.25	1.82	2.35	4.40	6.0	4.6	A++
9	9	12	30	2.40	2.40	3.20	2.0	8.00	9.2	0.25	1.82	2.35	4.40	6.0	4.6	A++
9	9	14	32	2.25	2.25	3.50	2.0	8.00	9.2	0.25	1.82	2.35	4.40	6.0	4.6	A++
9	9	18	36	2.00	2.00	4.00	2.0	8.00	9.2	0.25	1.82	2.35	4.40	6.0	4.6	A++
9	12	12	33	2.18	2.91	2.91	2.0	8.00	9.2	0.25	1.82	2.35	4.40	6.0	4.6	A++
9	12	14	35	2.06	2.74	3.20	2.0	8.00	9.2	0.25	1.82	2.35	4.40	6.0	4.6	A++
12	12	12	36	2.67	2.67	2.67	2.0	8.00	9.2	0.25	1.82	2.35	4.40	6.0	4.6	A++

Indoor unit combination (All models other than wall-mounted type KG/KM models)

Combination of indoor unit				Rated capacity for each indoor unit (kW)			Total capacity (kW)			Input power (kW)			COP (W/W)	Seasonal data		
Room			Total	Room			Min.	Rated	Max.	Min.	Rated	Max.		Pdesign (kW)	SCOP (kWh/kWh)	Energy efficiency class
1	2	3		1	2	3										
5	9	—	14	1.80	3.00	—	2.00	4.80	5.60	0.30	1.06	1.36	4.52	4.00	4.00	A+
5	12	—	17	1.68	4.02	—	2.00	5.70	6.80	0.30	1.38	1.70	4.12	4.50	3.90	A
5	14	—	19	1.80	4.80	—	2.00	6.60	7.60	0.30	1.78	1.89	3.70	5.00	3.80	A
5	18	—	23	1.67	6.03	—	2.00	7.70	8.60	0.30	2.03	2.37	3.79	5.80	3.80	A
7	7	—	14	2.40	2.40	—	2.00	4.80	5.60	0.30	1.06	1.36	4.54	4.00	4.00	A+
7	9	—	16	2.40	3.00	—	2.00	5.40	6.40	0.30	1.28	1.55	4.20	4.00	4.00	A+
7	12	—	19	2.40	4.20	—	2.00	6.60	7.60	0.30	1.78	1.89	3.69	5.00	3.80	A
7	14	—	21	2.40	4.80	—	2.00	7.20	8.40	0.30	1.90	2.11	3.78	5.40	3.80	A
7	18	—	25	2.16	5.54	—	2.00	7.70	9.20	0.30	2.03	2.37	3.78	5.80	3.80	A
9	9	—	18	3.00	3.00	—	2.00	6.00	7.20	0.30	1.54	1.77	3.88	4.50	3.90	A
9	12	—	21	3.00	4.20	—	2.00	7.20	8.40	0.30	1.90	2.11	3.78	5.40	3.80	A
9	14	—	23	2.96	4.74	—	2.00	7.70	9.20	0.30	2.03	2.37	3.78	5.80	3.80	A
9	18	—	27	2.57	5.13	—	2.00	7.70	9.20	0.30	2.03	2.37	3.78	5.80	3.80	A
12	12	—	24	3.85	3.85	—	2.00	7.70	9.20	0.30	2.03	2.37	3.78	5.80	3.80	A
12	14	—	26	3.55	4.15	—	2.00	7.70	9.20	0.30	2.03	2.37	3.78	5.80	3.80	A
12	18	—	30	3.08	4.62	—	2.00	7.70	9.20	0.30	2.03	2.37	3.78	5.80	3.80	A
14	14	—	28	3.85	3.85	—	2.00	7.70	9.20	0.30	2.03	2.37	3.78	5.80	3.80	A
14	18	—	32	3.37	4.33	—	2.00	7.70	9.20	0.30	2.03	2.37	3.78	5.80	3.80	A
5	5	5	15	1.70	1.70	1.70	2.00	5.10	6.00	0.30	1.23	1.47	4.16	4.00	4.20	A+
5	5	7	17	1.68	1.68	2.35	2.00	5.70	6.80	0.30	1.37	1.70	4.17	4.50	4.10	A+
5	5	9	19	1.80	1.80	3.00	2.00	6.60	7.60	0.30	1.51	1.89	4.38	5.00	4.10	A+
5	5	12	22	1.70	1.70	4.09	2.00	7.50	8.80	0.30	1.72	2.26	4.36	5.80	3.90	A
5	5	14	24	1.67	1.67	4.67	2.00	8.00	9.20	0.30	1.84	2.37	4.34	5.85	3.85	A
5	5	18	28	1.43	1.43	5.14	2.00	8.00	9.20	0.30	1.84	2.37	4.34	6.00	3.90	A
5	7	7	19	1.80	2.40	2.40	2.00	6.60	7.60	0.30	1.51	1.89	4.38	5.00	4.10	A+
5	7	9	21	1.80	1.80	3.00	2.00	7.20	8.40	0.30	1.65	2.11	4.37	5.40	4.00	A+
5	7	12	24	1.67	2.33	4.00	2.00	8.00	9.20	0.30	1.84	2.37	4.34	6.00	3.85	A
5	7	14	26	1.54	2.15	4.31	2.00	8.00	9.20	0.30	1.84	2.37	4.34	6.00	3.90	A
5	7	18	30	1.33	1.87	4.80	2.00	8.00	9.20	0.30	1.84	2.37	4.34	6.00	3.90	A
5	9	9	23	1.80	3.00	3.00	2.00	7.80	9.20	0.30	1.79	2.37	4.36	5.80	3.90	A
5	9	12	26	1.54	2.77	3.69	2.00	8.00	9.20	0.30	1.84	2.37	4.34	6.00	3.90	A
5	9	14	28	1.43	2.57	4.00	2.00	8.00	9.20	0.30	1.84	2.37	4.34	6.00	3.90	A
5	9	18	32	1.25	2.25	4.50	2.00	8.00	9.20	0.30	1.84	2.37	4.34	6.00	3.90	A
5	12	12	29	1.38	3.31	3.31	2.00	8.00	9.20	0.30	1.84	2.37	4.34	6.00	3.90	A
5	12	14	31	1.29	3.10	3.61	2.00	8.00	9.20	0.30	1.84	2.37	4.34	6.00	3.90	A
5	12	18	35	1.14	2.74	4.11	2.00	8.00	9.20	0.30	1.84	2.37	4.34	6.00	3.90	A
5	14	14	33	1.21	3.39	3.39	2.00	8.00	9.20	0.30	1.84	2.37	4.34	6.00	3.90	A
7	7	7	21	2.40	2.40	2.40	2.00	7.20	8.40	0.30	1.65	2.11	4.37	5.40	4.00	A+
7	7	9	23	2.40	2.40	3.00	2.00	7.80	9.20	0.30	1.79	2.37	4.36	5.80	3.90	A
7	7	12	26	2.15	2.15	3.69	2.00	8.00	9.20	0.30	1.84	2.37	4.34	6.00	3.90	A
7	7	14	28	2.00	2.00	4.00	2.00	8.00	9.20	0.30	1.84	2.37	4.34	6.00	3.90	A
7	7	18	32	1.75	1.75	4.50	2.00	8.00	9.20	0.30	1.84	2.37	4.34	6.00	3.90	A
7	9	9	25	2.24	2.88	2.88	2.00	8.00	9.20	0.30	1.84	2.37	4.34	6.00	3.90	A

Combination of indoor unit				Rated capacity for each indoor unit (kW)			Total capacity (kW)			Input power (kW)			COP (W/W)	Seasonal data		
Room			Total	Room			Min.	Rated	Max.	Min.	Rated	Max.		Pdesign (kW)	SCOP (kWh/kWh)	Energy efficiency class
1	2	3		1	2	3										
7	9	12	28	2.00	2.57	3.43	2.00	8.00	9.20	0.30	1.84	2.37	4.34	6.00	3.90	A
7	9	14	30	1.87	2.40	3.73	2.00	8.00	9.20	0.30	1.84	2.37	4.34	6.00	3.90	A
7	9	18	34	1.65	2.12	4.24	2.00	8.00	9.20	0.30	1.84	2.37	4.34	6.00	3.90	A
7	12	12	31	1.81	3.10	3.10	2.00	8.00	9.20	0.30	1.84	2.37	4.34	6.00	3.90	A
7	12	14	33	1.70	2.91	3.39	2.00	8.00	9.20	0.30	1.84	2.37	4.34	6.00	3.90	A
7	14	14	35	1.60	3.20	3.20	2.00	8.00	9.20	0.30	1.84	2.37	4.34	6.00	3.90	A
9	9	9	27	2.67	2.67	2.67	2.00	8.00	9.20	0.30	1.84	2.37	4.34	6.00	3.90	A
9	9	12	30	2.40	2.40	3.20	2.00	8.00	9.20	0.30	1.84	2.37	4.34	6.00	3.90	A
9	9	14	32	2.25	2.25	3.50	2.00	8.00	9.20	0.30	1.84	2.37	4.34	6.00	3.90	A
9	9	18	36	2.00	2.00	4.00	2.00	8.00	9.20	0.30	1.84	2.37	4.34	6.00	3.90	A
9	12	12	33	2.18	2.91	2.91	2.00	8.00	9.20	0.30	1.84	2.37	4.34	6.00	3.90	A
9	12	14	35	2.06	2.74	3.20	2.00	8.00	9.20	0.30	1.84	2.37	4.34	6.00	3.90	A
12	12	12	36	2.67	2.67	2.67	2.00	8.00	9.20	0.30	1.84	2.37	4.34	6.00	3.90	A

NOTES:

- 5: 5,000 Btu/h, 7: 7,000 Btu/h, 9: 9,000 Btu/h, 12: 12,000 Btu/h, 14: 14,000 Btu/h, 18: 18,000 Btu/h
- The above is the value for connecting with wall-mounted type indoor unit.
- 2 or more indoor units should be connected.
- Heating: Indoor temperature of 20 °CDB, and outdoor temperature of 7 °CDB/6 °CWB.
- Pipe length: 5 m, Height difference: 0 m (Outdoor unit—Indoor unit)
- The total ability of connected indoor units is from 14,000 Btu/h up to 36,000 Btu/h.

6-2. Cooling capacity

NOTE: Values mentioned in the table are calculated based on the maximum capacity.

Model: AOHG18KBT3

OUTDOOR UNIT
AOHG18-24KBT3

OUTDOOR UNIT
AOHG18-24KBT3

Indoor unit connect- ing capacity	Outdoor temperature	Indoor temperature											
		18.0 °CDB		21.0 °CDB		23.0 °CDB		27.0 °CDB		29.0 °CDB		32.0 °CDB	
		12.0 °CWB		15.0 °CWB		16.0 °CWB		19.0 °CWB		21.0 °CWB		23.0 °CWB	
kBtu/h	°CDB	TC	IP	TC	IP	TC	IP	TC	IP	TC	IP	TC	IP
30	-10.0	5.49	0.88	6.20	0.89	6.54	0.90	7.00	0.91	7.48	0.92	7.71	0.92
	0.0	5.49	1.04	6.20	1.06	6.54	1.07	7.00	1.08	7.48	1.10	7.71	1.10
	5.0	5.49	1.11	6.20	1.13	6.54	1.14	7.00	1.16	7.48	1.17	7.71	1.17
	10.0	5.49	1.21	6.20	1.23	6.54	1.24	7.00	1.25	7.48	1.27	7.71	1.28
	15.0	5.49	1.12	6.20	1.14	6.54	1.14	7.00	1.16	7.48	1.17	7.71	1.18
	20.0	5.49	1.05	6.20	1.07	6.54	1.07	7.00	1.09	7.48	1.10	7.71	1.10
	25.0	5.49	1.28	6.20	1.31	6.54	1.32	7.00	1.33	7.48	1.35	7.71	1.35
	30.0	5.49	1.48	6.20	1.50	6.54	1.51	7.00	1.53	7.48	1.55	7.71	1.56
	35.0	5.49	1.84	6.20	1.87	6.54	1.89	7.00	1.91	7.48	1.93	7.71	1.94
	40.0	4.86	1.75	5.49	1.78	5.79	1.80	6.20	1.82	6.63	1.84	6.83	1.85
29	46.0	4.23	1.66	4.78	1.69	5.04	1.71	5.40	1.72	5.77	1.74	5.95	1.75
	-10.0	5.49	0.88	6.20	0.89	6.54	0.90	7.00	0.91	7.48	0.92	7.71	0.93
	0.0	5.49	1.05	6.20	1.06	6.54	1.07	7.00	1.09	7.48	1.10	7.71	1.10
	5.0	5.49	1.12	6.20	1.14	6.54	1.14	7.00	1.16	7.48	1.17	7.71	1.18
	10.0	5.49	1.21	6.20	1.23	6.54	1.24	7.00	1.26	7.48	1.27	7.71	1.28
	15.0	5.49	1.12	6.20	1.14	6.54	1.15	7.00	1.16	7.48	1.17	7.71	1.18
	20.0	5.49	1.05	6.20	1.07	6.54	1.08	7.00	1.09	7.48	1.10	7.71	1.11
	25.0	5.49	1.28	6.20	1.31	6.54	1.32	7.00	1.33	7.48	1.35	7.71	1.36
	30.0	5.49	1.48	6.20	1.50	6.54	1.52	7.00	1.53	7.48	1.55	7.71	1.56
	35.0	5.49	1.84	6.20	1.87	6.54	1.89	7.00	1.91	7.48	1.93	7.71	1.94
28	40.0	4.86	1.75	5.49	1.78	5.79	1.80	6.20	1.82	6.63	1.84	6.83	1.85
	46.0	4.23	1.66	4.78	1.69	5.04	1.71	5.40	1.73	5.77	1.75	5.95	1.76
	-10.0	5.49	0.88	6.20	0.89	6.54	0.90	7.00	0.91	7.48	0.92	7.71	0.92
	0.0	5.49	1.04	6.20	1.06	6.54	1.07	7.00	1.08	7.48	1.10	7.71	1.10
	5.0	5.49	1.11	6.20	1.13	6.54	1.14	7.00	1.16	7.48	1.17	7.71	1.17
	10.0	5.49	1.21	6.20	1.23	6.54	1.24	7.00	1.25	7.48	1.27	7.71	1.28
	15.0	5.49	1.12	6.20	1.14	6.54	1.14	7.00	1.16	7.48	1.17	7.71	1.18
	20.0	5.49	1.05	6.20	1.07	6.54	1.07	7.00	1.09	7.48	1.10	7.71	1.10
	25.0	5.49	1.28	6.20	1.31	6.54	1.32	7.00	1.33	7.48	1.35	7.71	1.35
	30.0	5.49	1.48	6.20	1.50	6.54	1.51	7.00	1.53	7.48	1.55	7.71	1.56
27	35.0	5.49	1.84	6.20	1.87	6.54	1.89	7.00	1.91	7.48	1.93	7.71	1.94
	40.0	4.86	1.75	5.49	1.78	5.79	1.80	6.20	1.82	6.63	1.84	6.83	1.85
	46.0	4.23	1.66	4.78	1.69	5.04	1.71	5.40	1.72	5.77	1.74	5.95	1.75
	-10.0	5.49	0.88	6.20	0.89	6.54	0.90	7.00	0.91	7.48	0.92	7.71	0.92
	0.0	5.49	1.04	6.20	1.06	6.54	1.07	7.00	1.08	7.48	1.10	7.71	1.10
	5.0	5.49	1.11	6.20	1.13	6.54	1.14	7.00	1.16	7.48	1.17	7.71	1.17
	10.0	5.49	1.21	6.20	1.23	6.54	1.24	7.00	1.25	7.48	1.27	7.71	1.28
	15.0	5.49	1.12	6.20	1.14	6.54	1.14	7.00	1.16	7.48	1.17	7.71	1.18
	20.0	5.49	1.05	6.20	1.07	6.54	1.07	7.00	1.09	7.48	1.10	7.71	1.10
	25.0	5.49	1.28	6.20	1.31	6.54	1.32	7.00	1.33	7.48	1.35	7.71	1.35
26	30.0	5.49	1.48	6.20	1.50	6.54	1.51	7.00	1.53	7.48	1.55	7.71	1.56
	35.0	5.49	1.84	6.20	1.87	6.54	1.89	7.00	1.91	7.48	1.93	7.71	1.94
	40.0	4.86	1.75	5.49	1.78	5.79	1.80	6.20	1.82	6.63	1.84	6.83	1.85
	46.0	4.23	1.66	4.78	1.69	5.04	1.71	5.40	1.72	5.77	1.74	5.95	1.75
	-10.0	5.49	0.88	6.20	0.89	6.54	0.90	7.00	0.91	7.48	0.92	7.71	0.92
	0.0	5.49	1.04	6.20	1.06	6.54	1.07	7.00	1.08	7.48	1.10	7.71	1.10
	5.0	5.49	1.11	6.20	1.13	6.54	1.14	7.00	1.16	7.48	1.17	7.71	1.17
	10.0	5.49	1.21	6.20	1.23	6.54	1.24	7.00	1.25	7.48	1.27	7.71	1.28
	15.0	5.49	1.12	6.20	1.14	6.54	1.14	7.00	1.16	7.48	1.17	7.71	1.18
	20.0	5.49	1.05	6.20	1.07	6.54	1.07	7.00	1.09	7.48	1.10	7.71	1.10
25	25.0	5.49	1.28	6.20	1.31	6.54	1.32	7.00	1.33	7.48	1.35	7.71	1.35
	30.0	5.49	1.48	6.20	1.50	6.54	1.51	7.00	1.53	7.48	1.55	7.71	1.56
	35.0	5.49	1.84	6.20	1.87	6.54	1.89	7.00	1.91	7.48	1.93	7.71	1.94
	40.0	4.86	1.75	5.49	1.78	5.79	1.80	6.20	1.82	6.63	1.84	6.83	1.85
	46.0	4.23	1.66	4.78	1.69	5.04	1.71	5.40	1.72	5.77	1.74	5.95	1.75
	-10.0	5.49	0.88	6.20	0.89	6.54	0.90	7.00	0.91	7.48	0.92	7.71	0.92
	0.0	5.49	1.04	6.20	1.06	6.54	1.07	7.00	1.08	7.48	1.10	7.71	1.10
	5.0	5.49	1.11	6.20	1.13	6.54	1.14	7.00	1.16	7.48	1.17	7.71	1.17
	10.0	5.49	1.21	6.20	1.23	6.54	1.24	7.00	1.25	7.48	1.27	7.71	1.28
	15.0	5.49	1.12	6.20	1.14	6.54	1.14	7.00	1.16	7.48	1.17	7.71	1.18
24	20.0	5.49	1.05	6.20	1.07	6.54	1.07	7.00	1.09	7.48	1.10	7.71	1.10
	25.0	5.49	1.28	6.20	1.31	6.54	1.32	7.00	1.33	7.48	1.35	7.71	1.35
	30.0	5.49	1.48	6.20	1.50	6.54	1.51	7.00	1.53	7.48	1.55	7.71	1.56
	35.0	5.49	1.84	6.20	1.87	6.54	1.89	7.00	1.91	7.48	1.93	7.71	1.94
	40.0	4.86	1.75	5.49	1.78	5.79	1.80	6.20	1.82	6.63	1.84	6.83	1.85
	46.0	4.23	1.66	4.78	1.69	5.04	1.71	5.40	1.72	5.77	1.74	5.95	1.75
	-10.0	5.49	0.88	6.20	0.89	6.54	0.90	7.00	0.91	7.48	0.92	7.71	0.92
	0.0	5.49	1.04	6.20	1.06	6.54	1.07	7.00	1.08	7.48	1.10	7.71	1.10
	5.0	5.49	1.11	6.20	1.13	6.54	1.14	7.00	1.16	7.48	1.17	7.71	1.17
	10.0	5.49	1.21	6.20	1.23	6.54	1.24	7.00	1.25	7.48	1.27	7.71	1.28

Indoor unit connect- ing capacity	Outdoor temperature	Indoor temperature											
		18.0 °CDB		21.0 °CDB		23.0 °CDB		27.0 °CDB		29.0 °CDB		32.0 °CDB	
		12.0 °CWB		15.0 °CWB		16.0 °CWB		19.0 °CWB		21.0 °CWB		23.0 °CWB	
kBtu/h	°CDB	TC	IP	TC	IP	TC	IP	TC	IP	TC	IP	TC	IP
23	-10.0	5.49	0.88	6.20	0.89	6.54	0.90	7.00	0.91	7.48	0.92	7.71	0.92
	0.0	5.49	1.04	6.20	1.06	6.54	1.07	7.00	1.08	7.48	1.10	7.71	1.10
	5.0	5.49	1.11	6.20	1.13	6.54	1.14	7.00	1.16	7.48	1.17	7.71	1.17
	10.0	5.49	1.21	6.20	1.23	6.54	1.24	7.00	1.25	7.48	1.27	7.71	1.28
	15.0	5.49	1.12	6.20	1.14	6.54	1.14	7.00	1.16	7.48	1.17	7.71	1.18
	20.0	5.49	1.05	6.20	1.07	6.54	1.07	7.00	1.09	7.48	1.10	7.71	1.10
	25.0	5.49	1.28	6.20	1.31	6.54	1.32	7.00	1.33	7.48	1.35	7.71	1.35
	30.0	5.49	1.48	6.20	1.50	6.54	1.51	7.00	1.53	7.48	1.55	7.71	1.56
	35.0	5.49	1.84	6.20	1.87	6.54	1.89	7.00	1.91	7.48	1.93	7.71	1.94
	40.0	4.86	1.75	5.49	1.78	5.79	1.80	6.20	1.82	6.63	1.84	6.83	1.85
22	46.0	4.23	1.66	4.78	1.69	5.04	1.71	5.40	1.72	5.77	1.74	5.95	1.75
	-10.0	5.49	0.88	6.20	0.89	6.54	0.90	7.00	0.91	7.48	0.92	7.71	0.93
	0.0	5.49	1.05	6.20	1.06	6.54	1.07	7.00	1.09	7.48	1.10	7.71	1.10
	5.0	5.49	1.12	6.20	1.14	6.54	1.14	7.00	1.16	7.48	1.17	7.71	1.18
	10.0	5.49	1.21	6.20	1.23	6.54	1.24	7.00	1.26	7.48	1.27	7.71	1.28
	15.0	5.49	1.12	6.20	1.14	6.54	1.15	7.00	1.16	7.48	1.17	7.71	1.18
	20.0	5.49	1.05	6.20	1.07	6.54	1.08	7.00	1.09	7.48	1.10	7.71	1.11
	25.0	5.49	1.28	6.20	1.31	6.54	1.32	7.00	1.33	7.48	1.35	7.71	1.36
	30.0	5.49	1.48	6.20	1.50	6.54	1.52	7.00	1.53	7.48	1.55	7.71	1.56
	35.0	5.49	1.84	6.20	1.87	6.54	1.89	7.00	1.91	7.48	1.93	7.71	1.94
21	40.0	4.86	1.75	5.49	1.78	5.79	1.80	6.20	1.82	6.63	1.84	6.83	1.85
	46.0	4.23	1.66	4.78	1.69	5.04	1.71	5.40	1.73	5.77	1.75	5.95	1.76
	-10.0	5.49	0.88	6.20	0.89	6.54	0.90	7.00	0.91	7.48	0.92	7.71	0.92
	0.0	5.49	1.04	6.20	1.06	6.54	1.07	7.00	1.08	7.48	1.10	7.71	1.10
	5.0	5.49	1.11	6.20	1.13	6.54	1.14	7.00	1.16	7.48	1.17	7.71	1.17
	10.0	5.49	1.21	6.20	1.23	6.54	1.24	7.00	1.25	7.48	1.27	7.71	1.28
	15.0	5.49	1.12	6.20	1.14	6.54	1.14	7.00	1.16	7.48	1.17	7.71	1.18
	20.0	5.49	1.05	6.20	1.07	6.54	1.07	7.00	1.09	7.48	1.10	7.71	1.10
	25.0	5.49	1.28	6.20	1.31	6.54	1.32	7.00	1.33	7.48	1.35	7.71	1.35
	30.0	5.49	1.48	6.20	1.50	6.54	1.51	7.00	1.53	7.48	1.55	7.71	1.56
19	35.0	5.49	1.84	6.20	1.87	6.54	1.89	7.00	1.91	7.48	1.93	7.71	1.94
	40.0	4.86	1.75	5.49	1.78	5.79	1.80	6.20	1.82	6.63	1.84	6.83	1.85
	46.0	4.23	1.66	4.78	1.69	5.04	1.71	5.40	1.72	5.77	1.74	5.95	1.75
	-10.0	5.33	0.84	6.02	0.86	6.35	0.86	6.80	0.87	7.27	0.88	7.49	0.89
	0.0	5.33	1.00	6.02	1.02	6.35	1.03	6.80	1.04	7.27	1.05	7.49	1.06
	5.0	5.33	1.07	6.02	1.09	6.35	1.10	6.80	1.11	7.27	1.12	7.49	1.13
	10.0	5.33	1.16	6.02	1.18	6.35	1.19	6.80	1.20	7.27	1.22	7.49	1.22
	15.0	5.33	1.07	6.02	1.09	6.35	1.10	6.80	1.11	7.27	1.12	7.49	1.13
	20.0	5.33	1.00	6.02	1.02	6.35	1.03	6.80	1.04	7.27	1.05	7.49	1.06
	25.0	5.33	1.23	6.02	1.25	6.35	1.26	6.80	1.28	7.27	1.29	7.49	1.30
18	30.0	5.33	1.41	6.02	1.44	6.35	1.45	6.80	1.47	7.27	1.48	7.49	1.49
	35.0	5.33	1.76	6.02	1.79	6.35	1.81	6.80	1.83	7.27	1.85	7.49	1.86
	40.0	4.72	1.68	5.34	1.71	5.63	1.72	6.02	1.74	6.44	1.76	6.64	1.77
	46.0	4.72	1.59	5.34	1.62	5.63	1.63	6.02	1.65	6.44	1.67	6.64	1.68
	-10.0	5.02	0.79	5.67	0.80	5.98	0.81	6.40	0.82	6.84	0.83	7.05	0.83
	0.0	5.02	0.94	5.67	0.96	5.98	0.97	6.40	0.98	6.84	0.99	7.05	0.99
	5.0	5.02	1.00	5.67	1.02	5.98	1.03	6.40	1.04	6.84	1.05	7.05	1.06
	10.0	5.02	1.09	5.67	1.11	5.98	1.12	6.40	1.13	6.84	1.14	7.05	1.15
	15.0	5.02	1.00	5.67	1.02	5.98	1.03	6.40	1.04	6.84	1.05	7.05	1.06
	20.0	5.02	0.94	5.67	0.96	5.98	0.97	6.40	0.98	6.84	0.99	7.05	1.00
17	25.0	5.02	1.16	5.67	1.18	5.98	1.19	6.40	1.20	6.84	1.21	7.05	1.22
	30.0	5.02	1.33	5.67	1.35	5.98	1.36	6.40	1.38	6.84	1.39	7.05	1.40
	35.0	5.02	1.66	5.67	1.68	5.98	1.70	6.40	1.72	6.84	1.74	7.05	1.75
	40.0	4.44	1.58	5.02	1.60	5.29	1.62	5.67	1.64	6.06	1.65	6.25	1.66
	46.0	4.44	1.50	5.02	1.52	5.29	1.54	5.67	1.55	6.06	1.57	6.25	1.58
	-10.0	4.78	0.76	5.40	0.77	5.70	0.78	6.10	0.79	6.52	0.80	6.72	0.80
	0.0	4.78	0.90	5.40	0.92	5.70	0.93	6.10	0.94	6.52	0.95	6.72	0.95
	5.0	4.78	0.96	5.40	0.98	5.70	0.99	6.10	1.00	6.52	1.01	6.72	1.02
	10.0	4.78	1.05	5.40	1.07	5.70	1.07	6.10	1.09	6.52	1.10	6.72	1.10
	15.0	4.78	0.97	5.40	0.98	5.70	0.99	6.10	1.00	6.52	1.01	6.72	1.02
16	20.0	4.78	0.91	5.40	0.92	5.70	0.93	6.10	0.94	6.52	0.95	6.72	0.96
	25.0	4.78	1.11	5.40	1.13	5.70	1.14	6.10	1.15	6.52	1.16	6.72	1.17
	30.0	4.78	1.28	5.40	1.30	5.70	1.31	6.10	1.32	6.52	1.34	6.72	1.35
	35.0	4.78	1.59	5.40	1.62	5.70	1.63	6.10	1.65	6.52	1.67	6.72	1.68
	40.0	4.24	1.51	4.79	1.54	5.05	1.55	5.40	1.57	5.78	1.59	5.95	1.60
	46.0	3.69	1.44	4.17	1.46	4.39	1.48	4.71	1.49	5.03	1.51	5.19	1.52
	-10.0	4.47	0.70	5.05	0.71	5.32	0.72	5.70	0.73	6.09	0.73	6.28	0.74
	0.0	4.47	0.83	5.05	0.85	5.32	0.86	5.70	0.87	6.09	0.88	6.28	0.88
	5.0	4.47	0.89	5.05	0.91	5.32	0.91	5.70	0.92	6.09	0.93	6.28	0.94
	10.0	4.47	0.97	5.05	0.98	5.32	0.99	5.70	1.00	6.09	1.01	6.28	1.02
15	15.0	4.47	0.89	5.05	0.91	5.32	0.91	5.70	0.92	6.09	0.93	6.28	0.94
	20.0	4.47	0.84	5.05	0.85	5.32	0.86	5.70	0.87	6.09	0.88	6.28	0.88
	25.0	4.47	1.02	5.05	1.04	5.32	1.05	5.70	1.06	6.09	1.07	6.28	1.08
	30.0	4.47	1.18	5.05	1.20	5.32	1.21	5.70	1.22	6.09	1.24	6.28	1.24
	35.0	4.47	1.47	5.05	1.49	5.32	1.51	5.70	1.52	6.09	1.54	6.28	1.55
	40.0	3.96	1.40	4.47	1.42	4.72	1.43	5.05	1.45	5.40	1.47	5.56	1.47
	46.0	3.96	1.33	4.47	1.35	4.72	1.36	5.05	1.38	5.40	1.39	5.56	1.40
	-10.0	4.23	0.67	4.78	0.68	5.04	0.69	5.40	0.70	5.77	0.70	5.95	0.71
	0.0	4.23	0.80	4.78	0.81	5.04	0.82	5.40	0.83	5.77	0.84	5.95	0.84
	5.0	4.23	0.85	4.78	0.87	5.04	0.87	5.40	0.88	5.77	0.89	5.95	0.90
15	10.0	4.23	0.93	4.78	0.94	5.04	0.95	5.40	0.96	5.77	0.97	5.95	0.98
	15.0	4.23	0.85	4.78	0.87	5.04	0.88	5.40	0.89	5.77	0.90	5.95	0.90
	20.0	4.23	0.80	4.78	0.82	5.04	0.82	5.40	0.83	5.77	0.84	5.95	0.85
	25.0	4.23	0.98	4.78	1.00	5.04	1.01	5.40	1.02	5.77	1.03	5.95	1.04
	30.0	4.23	1.13	4.78	1.15	5.04	1.16	5.40	1.17	5.77	1.19	5.95	1.19
	35.0	4.23	1.41	4.78	1.43	5.04	1.44	5.40	1.46	5.77	1.48	5.95	1.48
	40.0	3.75	1.34	4.24	1.36	4.47	1.37	4.78	1.39	5.11	1.41	5.27	1.41
	46.0	3.27	1.27	3.69	1.29	3.89	1.31	4.17	1.32	4.45	1.34	4.59	1.34

OUTDOOR UNIT
AOHG18-24KBT3

Indoor unit connect- ing capacity	Outdoor temperature	Indoor temperature											
		18.0 °CDB		21.0 °CDB		23.0 °CDB		27.0 °CDB		29.0 °CDB		32.0 °CDB	
		12.0 °CWB		15.0 °CWB		16.0 °CWB		19.0 °CWB		21.0 °CWB		23.0 °CWB	
kBtu/h	°CDB	TC	IP	TC	IP	TC	IP	TC	IP	TC	IP	TC	IP
14	-10.0	3.92	0.63	4.43	0.64	4.67	0.65	5.00	0.65	5.35	0.66	5.51	0.66
	0.0	3.92	0.75	4.43	0.76	4.67	0.77	5.00	0.78	5.35	0.79	5.51	0.79
	5.0	3.92	0.80	4.43	0.81	4.67	0.82	5.00	0.83	5.35	0.84	5.51	0.84
	10.0	3.92	0.87	4.43	0.88	4.67	0.89	5.00	0.90	5.35	0.91	5.51	0.92
	15.0	3.92	0.80	4.43	0.82	4.67	0.82	5.00	0.83	5.35	0.84	5.51	0.85
	20.0	3.92	0.75	4.43	0.77	4.67	0.77	5.00	0.78	5.35	0.79	5.51	0.79
	25.0	3.92	0.92	4.43	0.94	4.67	0.95	5.00	0.96	5.35	0.97	5.51	0.97
	30.0	3.92	1.06	4.43	1.08	4.67	1.09	5.00	1.10	5.35	1.11	5.51	1.12
	35.0	3.92	1.32	4.43	1.34	4.67	1.35	5.00	1.37	5.35	1.39	5.51	1.39
	40.0	3.47	1.26	3.92	1.28	4.14	1.29	4.43	1.30	4.73	1.32	4.88	1.33
	46.0	3.47	1.19	3.92	1.21	4.14	1.22	4.43	1.24	4.73	1.25	4.88	1.26

NOTES:

- TC: Total Capacity (kW), IP: Input Power (kW)
- Values mentioned in the table are based on the following conditions:
 - Power source of specifications: 230 V
 - Pipe length: 5 m, Height difference: 0 m (Outdoor unit—Indoor unit)
- 2 or more indoor units should be connected.
- The total ability of connected indoor unit is from 14,000 Btu/h up to 30,000 Btu/h.
- Input in the table are calculated based on the maximum indoor unit input combinations.

● Compact cassette type

Model: AUXG07KVLA

Outdoor temperature	Indoor temperature (°CDB / °CWB)											
	18.0 / 12.0		21.0 / 15.0		23.0 / 16.0		27.0 / 19.0		29.0 / 21.0		32.0 / 23.0	
(°CDB)	TC	SHC	TC	SHC	TC	SHC	TC	SHC	TC	SHC	TC	SHC
-10.0	1.96	1.32	2.22	1.51	2.34	1.74	2.50	1.95	2.67	2.13	2.76	2.44
-5.0	1.96	1.32	2.22	1.51	2.34	1.74	2.50	1.95	2.67	2.13	2.76	2.44
0.0	1.96	1.32	2.22	1.51	2.34	1.74	2.50	1.95	2.67	2.13	2.76	2.44
5.0	1.96	1.32	2.22	1.51	2.34	1.74	2.50	1.95	2.67	2.13	2.76	2.44
10.0	1.96	1.32	2.22	1.51	2.34	1.74	2.50	1.95	2.67	2.13	2.76	2.44
15.0	1.96	1.32	2.22	1.51	2.34	1.74	2.50	1.95	2.67	2.13	2.76	2.44
20.0	1.96	1.32	2.22	1.51	2.34	1.74	2.50	1.95	2.67	2.13	2.76	2.44
25.0	1.96	1.32	2.22	1.51	2.34	1.74	2.50	1.95	2.67	2.13	2.76	2.44
30.0	1.96	1.32	2.22	1.51	2.34	1.74	2.50	1.95	2.67	2.13	2.76	2.44
35.0	1.96	1.32	2.22	1.51	2.34	1.74	2.50	1.95	2.67	2.13	2.76	2.44
40.0	1.74	1.05	1.97	1.19	2.08	1.37	2.23	1.54	2.38	1.69	2.45	1.94
46.0	1.51	0.78	1.71	0.89	1.80	1.03	1.93	1.16	2.06	1.26	2.12	1.45

Model: AUXG09KVLA

Outdoor temperature	Indoor temperature (°CDB / °CWB)											
	18.0 / 12.0		21.0 / 15.0		23.0 / 16.0		27.0 / 19.0		29.0 / 21.0		32.0 / 23.0	
(°CDB)	TC	SHC	TC	SHC	TC	SHC	TC	SHC	TC	SHC	TC	SHC
-10.0	2.51	1.67	2.84	1.90	2.99	2.19	3.20	2.46	3.42	2.69	3.53	3.09
-5.0	2.51	1.67	2.84	1.90	2.99	2.19	3.20	2.46	3.42	2.69	3.53	3.09
0.0	2.51	1.67	2.84	1.90	2.99	2.19	3.20	2.46	3.42	2.69	3.53	3.09
5.0	2.51	1.67	2.84	1.90	2.99	2.19	3.20	2.46	3.42	2.69	3.53	3.09
10.0	2.51	1.67	2.84	1.90	2.99	2.19	3.20	2.46	3.42	2.69	3.53	3.09
15.0	2.51	1.67	2.84	1.90	2.99	2.19	3.20	2.46	3.42	2.69	3.53	3.09
20.0	2.51	1.67	2.84	1.90	2.99	2.19	3.20	2.46	3.42	2.69	3.53	3.09
25.0	2.51	1.67	2.84	1.90	2.99	2.19	3.20	2.46	3.42	2.69	3.53	3.09
30.0	2.51	1.67	2.84	1.90	2.99	2.19	3.20	2.46	3.42	2.69	3.53	3.09
35.0	2.51	1.67	2.84	1.90	2.99	2.19	3.20	2.46	3.42	2.69	3.53	3.09
40.0	2.23	1.32	2.52	1.51	2.66	1.74	2.85	1.95	3.04	2.13	3.14	2.45
46.0	1.93	0.99	2.18	1.13	2.30	1.30	2.46	1.46	2.63	1.60	2.72	1.83

Model: AUXG12KVLA

Outdoor temperature	Indoor temperature (°CDB / °CWB)											
	18.0 / 12.0		21.0 / 15.0		23.0 / 16.0		27.0 / 19.0		29.0 / 21.0		32.0 / 23.0	
(°CDB)	TC	SHC	TC	SHC	TC	SHC	TC	SHC	TC	SHC	TC	SHC
-10.0	3.37	2.22	3.81	2.53	4.02	2.91	4.30	3.27	4.60	3.57	4.74	4.10
-5.0	3.37	2.22	3.81	2.53	4.02	2.91	4.30	3.27	4.60	3.57	4.74	4.10
0.0	3.37	2.22	3.81	2.53	4.02	2.91	4.30	3.27	4.60	3.57	4.74	4.10
5.0	3.37	2.22	3.81	2.53	4.02	2.91	4.30	3.27	4.60	3.57	4.74	4.10
10.0	3.37	2.22	3.81	2.53	4.02	2.91	4.30	3.27	4.60	3.57	4.74	4.10
15.0	3.37	2.22	3.81	2.53	4.02	2.91	4.30	3.27	4.60	3.57	4.74	4.10
20.0	3.37	2.22	3.81	2.53	4.02	2.91	4.30	3.27	4.60	3.57	4.74	4.10
25.0	3.37	2.22	3.81	2.53	4.02	2.91	4.30	3.27	4.60	3.57	4.74	4.10
30.0	3.37	2.22	3.81	2.53	4.02	2.91	4.30	3.27	4.60	3.57	4.74	4.10
35.0	3.37	2.22	3.81	2.53	4.02	2.91	4.30	3.27	4.60	3.57	4.74	4.10
40.0	3.00	1.76	3.39	2.00	3.57	2.30	3.83	2.59	4.09	2.83	4.22	3.24
46.0	2.60	1.31	2.93	1.50	3.09	1.72	3.31	1.94	3.54	2.12	3.65	2.43

Model: AUXG14KVLA

Outdoor temperature	Indoor temperature (°CDB / °CWB)											
	18.0 / 12.0		21.0 / 15.0		23.0 / 16.0		27.0 / 19.0		29.0 / 21.0		32.0 / 23.0	
(°CDB)	TC	SHC	TC	SHC	TC	SHC	TC	SHC	TC	SHC	TC	SHC
-10.0	3.66	2.28	4.14	2.60	4.36	2.99	4.67	3.36	4.99	3.68	5.15	4.21
-5.0	3.66	2.28	4.14	2.60	4.36	2.99	4.67	3.36	4.99	3.68	5.15	4.21
0.0	3.66	2.28	4.14	2.60	4.36	2.99	4.67	3.36	4.99	3.68	5.15	4.21
5.0	3.66	2.28	4.14	2.60	4.36	2.99	4.67	3.36	4.99	3.68	5.15	4.21
10.0	3.66	2.28	4.14	2.60	4.36	2.99	4.67	3.36	4.99	3.68	5.15	4.21
15.0	3.66	2.28	4.14	2.60	4.36	2.99	4.67	3.36	4.99	3.68	5.15	4.21
20.0	3.66	2.28	4.14	2.60	4.36	2.99	4.67	3.36	4.99	3.68	5.15	4.21
25.0	3.66	2.28	4.14	2.60	4.36	2.99	4.67	3.36	4.99	3.68	5.15	4.21
30.0	3.66	2.28	4.14	2.60	4.36	2.99	4.67	3.36	4.99	3.68	5.15	4.21
35.0	3.66	2.28	4.14	2.60	4.36	2.99	4.67	3.36	4.99	3.68	5.15	4.21
40.0	3.26	1.81	3.68	2.06	3.88	2.37	4.16	2.66	4.44	2.91	4.58	3.34
46.0	2.82	1.35	3.19	1.54	3.36	1.77	3.60	1.99	3.84	2.18	3.96	2.50

NOTES:

- TC: Total Capacity (kW), SHC: Sensible Heat Capacity (kW)
- Values mentioned in the table are based on the following conditions:
 - Pipe length: 5 m, Height difference: 0 m (Outdoor unit—Indoor unit)

● Mini duct type

Model: ARXG07KSLAP

Outdoor temperature	Indoor temperature (°CDB / °CWB)											
	18.0 / 12.0		21.0 / 15.0		23.0 / 16.0		27.0 / 19.0		29.0 / 21.0		32.0 / 23.0	
(°CDB)	TC	SHC	TC	SHC	TC	SHC	TC	SHC	TC	SHC	TC	SHC
-10.0	1.96	1.36	2.22	1.55	2.34	1.78	2.50	2.00	2.67	2.19	2.76	2.51
-5.0	1.96	1.36	2.22	1.55	2.34	1.78	2.50	2.00	2.67	2.19	2.76	2.51
0.0	1.96	1.36	2.22	1.55	2.34	1.78	2.50	2.00	2.67	2.19	2.76	2.51
5.0	1.96	1.36	2.22	1.55	2.34	1.78	2.50	2.00	2.67	2.19	2.76	2.51
10.0	1.96	1.36	2.22	1.55	2.34	1.78	2.50	2.00	2.67	2.19	2.76	2.51
15.0	1.96	1.36	2.22	1.55	2.34	1.78	2.50	2.00	2.67	2.19	2.76	2.51
20.0	1.96	1.36	2.22	1.55	2.34	1.78	2.50	2.00	2.67	2.19	2.76	2.51
25.0	1.96	1.36	2.22	1.55	2.34	1.78	2.50	2.00	2.67	2.19	2.76	2.51
30.0	1.96	1.36	2.22	1.55	2.34	1.78	2.50	2.00	2.67	2.19	2.76	2.51
35.0	1.96	1.36	2.22	1.55	2.34	1.78	2.50	2.00	2.67	2.19	2.76	2.51
40.0	1.74	1.07	1.97	1.22	2.08	1.41	2.23	1.58	2.38	1.73	2.45	1.99
46.0	1.51	0.80	1.71	0.92	1.80	1.06	1.93	1.19	2.06	1.30	2.12	1.49

Model: ARXG09KSLAP

Outdoor temperature	Indoor temperature (°CDB / °CWB)											
	18.0 / 12.0		21.0 / 15.0		23.0 / 16.0		27.0 / 19.0		29.0 / 21.0		32.0 / 23.0	
(°CDB)	TC	SHC	TC	SHC	TC	SHC	TC	SHC	TC	SHC	TC	SHC
-10.0	2.51	1.61	2.84	1.83	2.99	2.11	3.20	2.37	3.42	2.59	3.53	2.97
-5.0	2.51	1.61	2.84	1.83	2.99	2.11	3.20	2.37	3.42	2.59	3.53	2.97
0.0	2.51	1.61	2.84	1.83	2.99	2.11	3.20	2.37	3.42	2.59	3.53	2.97
5.0	2.51	1.61	2.84	1.83	2.99	2.11	3.20	2.37	3.42	2.59	3.53	2.97
10.0	2.51	1.61	2.84	1.83	2.99	2.11	3.20	2.37	3.42	2.59	3.53	2.97
15.0	2.51	1.61	2.84	1.83	2.99	2.11	3.20	2.37	3.42	2.59	3.53	2.97
20.0	2.51	1.61	2.84	1.83	2.99	2.11	3.20	2.37	3.42	2.59	3.53	2.97
25.0	2.51	1.61	2.84	1.83	2.99	2.11	3.20	2.37	3.42	2.59	3.53	2.97
30.0	2.51	1.61	2.84	1.83	2.99	2.11	3.20	2.37	3.42	2.59	3.53	2.97
35.0	2.51	1.61	2.84	1.83	2.99	2.11	3.20	2.37	3.42	2.59	3.53	2.97
40.0	2.23	1.27	2.52	1.45	2.66	1.67	2.85	1.88	3.04	2.05	3.14	2.35
46.0	1.93	0.95	2.18	1.09	2.30	1.25	2.46	1.40	2.63	1.54	2.72	1.76

Model: ARXG12KSLAP

Outdoor temperature	Indoor temperature (°CDB / °CWB)											
	18.0 / 12.0		21.0 / 15.0		23.0 / 16.0		27.0 / 19.0		29.0 / 21.0		32.0 / 23.0	
(°CDB)	TC	SHC	TC	SHC	TC	SHC	TC	SHC	TC	SHC	TC	SHC
-10.0	3.37	2.16	3.81	2.46	4.02	2.83	4.30	3.18	4.60	3.48	4.74	3.99
-5.0	3.37	2.16	3.81	2.46	4.02	2.83	4.30	3.18	4.60	3.48	4.74	3.99
0.0	3.37	2.16	3.81	2.46	4.02	2.83	4.30	3.18	4.60	3.48	4.74	3.99
5.0	3.37	2.16	3.81	2.46	4.02	2.83	4.30	3.18	4.60	3.48	4.74	3.99
10.0	3.37	2.16	3.81	2.46	4.02	2.83	4.30	3.18	4.60	3.48	4.74	3.99
15.0	3.37	2.16	3.81	2.46	4.02	2.83	4.30	3.18	4.60	3.48	4.74	3.99
20.0	3.37	2.16	3.81	2.46	4.02	2.83	4.30	3.18	4.60	3.48	4.74	3.99
25.0	3.37	2.16	3.81	2.46	4.02	2.83	4.30	3.18	4.60	3.48	4.74	3.99
30.0	3.37	2.16	3.81	2.46	4.02	2.83	4.30	3.18	4.60	3.48	4.74	3.99
35.0	3.37	2.16	3.81	2.46	4.02	2.83	4.30	3.18	4.60	3.48	4.74	3.99
40.0	3.00	1.71	3.39	1.95	3.57	2.24	3.83	2.52	4.09	2.76	4.22	3.16
46.0	2.60	1.28	2.93	1.46	3.09	1.68	3.31	1.89	3.54	2.06	3.65	2.36

Model: ARXG14KSLAP

Outdoor temperature	Indoor temperature (°CDB / °CWB)											
	18.0 / 12.0		21.0 / 15.0		23.0 / 16.0		27.0 / 19.0		29.0 / 21.0		32.0 / 23.0	
(°CDB)	TC	SHC	TC	SHC	TC	SHC	TC	SHC	TC	SHC	TC	SHC
-10.0	3.66	2.25	4.14	2.56	4.36	2.95	4.67	3.32	4.99	3.63	5.15	4.15
-5.0	3.66	2.25	4.14	2.56	4.36	2.95	4.67	3.32	4.99	3.63	5.15	4.15
0.0	3.66	2.25	4.14	2.56	4.36	2.95	4.67	3.32	4.99	3.63	5.15	4.15
5.0	3.66	2.25	4.14	2.56	4.36	2.95	4.67	3.32	4.99	3.63	5.15	4.15
10.0	3.66	2.25	4.14	2.56	4.36	2.95	4.67	3.32	4.99	3.63	5.15	4.15
15.0	3.66	2.25	4.14	2.56	4.36	2.95	4.67	3.32	4.99	3.63	5.15	4.15
20.0	3.66	2.25	4.14	2.56	4.36	2.95	4.67	3.32	4.99	3.63	5.15	4.15
25.0	3.66	2.25	4.14	2.56	4.36	2.95	4.67	3.32	4.99	3.63	5.15	4.15
30.0	3.66	2.25	4.14	2.56	4.36	2.95	4.67	3.32	4.99	3.63	5.15	4.15
35.0	3.66	2.25	4.14	2.56	4.36	2.95	4.67	3.32	4.99	3.63	5.15	4.15
40.0	3.26	1.78	3.68	2.03	3.88	2.34	4.16	2.63	4.44	2.87	4.58	3.29
46.0	2.82	1.33	3.19	1.52	3.36	1.75	3.60	1.97	3.84	2.15	3.96	2.46

NOTES:

- TC: Total Capacity (kW), SHC: Sensible Heat Capacity (kW)
- Values mentioned in the table are based on the following conditions:
 - Pipe length: 5 m, Height difference: 0 m [Outdoor unit—Indoor unit]

● Slim duct type

Model: ARXG07KLLAP

Outdoor temperature	Indoor temperature (°CDB / °CWB)											
	18.0 / 12.0		21.0 / 15.0		23.0 / 16.0		27.0 / 19.0		29.0 / 21.0		32.0 / 23.0	
(°CDB)	TC	SHC	TC	SHC	TC	SHC	TC	SHC	TC	SHC	TC	SHC
-10.0	1.96	1.36	2.22	1.55	2.34	1.78	2.50	2.00	2.67	2.19	2.76	2.51
-5.0	1.96	1.36	2.22	1.55	2.34	1.78	2.50	2.00	2.67	2.19	2.76	2.51
0.0	1.96	1.36	2.22	1.55	2.34	1.78	2.50	2.00	2.67	2.19	2.76	2.51
5.0	1.96	1.36	2.22	1.55	2.34	1.78	2.50	2.00	2.67	2.19	2.76	2.51
10.0	1.96	1.36	2.22	1.55	2.34	1.78	2.50	2.00	2.67	2.19	2.76	2.51
15.0	1.96	1.36	2.22	1.55	2.34	1.78	2.50	2.00	2.67	2.19	2.76	2.51
20.0	1.96	1.36	2.22	1.55	2.34	1.78	2.50	2.00	2.67	2.19	2.76	2.51
25.0	1.96	1.36	2.22	1.55	2.34	1.78	2.50	2.00	2.67	2.19	2.76	2.51
30.0	1.96	1.36	2.22	1.55	2.34	1.78	2.50	2.00	2.67	2.19	2.76	2.51
35.0	1.96	1.36	2.22	1.55	2.34	1.78	2.50	2.00	2.67	2.19	2.76	2.51
40.0	1.74	1.07	1.97	1.22	2.08	1.41	2.23	1.58	2.38	1.73	2.45	1.99
46.0	1.51	0.80	1.71	0.92	1.80	1.06	1.93	1.19	2.06	1.30	2.12	1.49

Model: ARXG09KLLAP

Outdoor temperature	Indoor temperature (°CDB / °CWB)											
	18.0 / 12.0		21.0 / 15.0		23.0 / 16.0		27.0 / 19.0		29.0 / 21.0		32.0 / 23.0	
(°CDB)	TC	SHC	TC	SHC	TC	SHC	TC	SHC	TC	SHC	TC	SHC
-10.0	2.51	1.67	2.84	1.90	2.99	2.19	3.20	2.46	3.42	2.69	3.53	3.09
-5.0	2.51	1.67	2.84	1.90	2.99	2.19	3.20	2.46	3.42	2.69	3.53	3.09
0.0	2.51	1.67	2.84	1.90	2.99	2.19	3.20	2.46	3.42	2.69	3.53	3.09
5.0	2.51	1.67	2.84	1.90	2.99	2.19	3.20	2.46	3.42	2.69	3.53	3.09
10.0	2.51	1.67	2.84	1.90	2.99	2.19	3.20	2.46	3.42	2.69	3.53	3.09
15.0	2.51	1.67	2.84	1.90	2.99	2.19	3.20	2.46	3.42	2.69	3.53	3.09
20.0	2.51	1.67	2.84	1.90	2.99	2.19	3.20	2.46	3.42	2.69	3.53	3.09
25.0	2.51	1.67	2.84	1.90	2.99	2.19	3.20	2.46	3.42	2.69	3.53	3.09
30.0	2.51	1.67	2.84	1.90	2.99	2.19	3.20	2.46	3.42	2.69	3.53	3.09
35.0	2.51	1.67	2.84	1.90	2.99	2.19	3.20	2.46	3.42	2.69	3.53	3.09
40.0	2.23	1.32	2.52	1.51	2.66	1.74	2.85	1.95	3.04	2.13	3.14	2.45
46.0	1.93	0.99	2.18	1.13	2.30	1.30	2.46	1.46	2.63	1.60	2.72	1.83

Model: ARXG12KLLAP

Outdoor temperature	Indoor temperature (°CDB / °CWB)											
	18.0 / 12.0		21.0 / 15.0		23.0 / 16.0		27.0 / 19.0		29.0 / 21.0		32.0 / 23.0	
(°CDB)	TC	SHC	TC	SHC	TC	SHC	TC	SHC	TC	SHC	TC	SHC
-10.0	3.37	2.27	3.81	2.59	4.02	2.99	4.30	3.35	4.60	3.67	4.74	4.20
-5.0	3.37	2.27	3.81	2.59	4.02	2.99	4.30	3.35	4.60	3.67	4.74	4.20
0.0	3.37	2.27	3.81	2.59	4.02	2.99	4.30	3.35	4.60	3.67	4.74	4.20
5.0	3.37	2.27	3.81	2.59	4.02	2.99	4.30	3.35	4.60	3.67	4.74	4.20
10.0	3.37	2.27	3.81	2.59	4.02	2.99	4.30	3.35	4.60	3.67	4.74	4.20
15.0	3.37	2.27	3.81	2.59	4.02	2.99	4.30	3.35	4.60	3.67	4.74	4.20
20.0	3.37	2.27	3.81	2.59	4.02	2.99	4.30	3.35	4.60	3.67	4.74	4.20
25.0	3.37	2.27	3.81	2.59	4.02	2.99	4.30	3.35	4.60	3.67	4.74	4.20
30.0	3.37	2.27	3.81	2.59	4.02	2.99	4.30	3.35	4.60	3.67	4.74	4.20
35.0	3.37	2.27	3.81	2.59	4.02	2.99	4.30	3.35	4.60	3.67	4.74	4.20
40.0	3.00	1.80	3.39	2.05	3.57	2.36	3.83	2.66	4.09	2.91	4.22	3.33
46.0	2.60	1.35	2.93	1.54	3.09	1.77	3.31	1.99	3.54	2.17	3.65	2.49

Model: ARXG14KLLAP

Outdoor temperature	Indoor temperature (°CDB / °CWB)											
	18.0 / 12.0		21.0 / 15.0		23.0 / 16.0		27.0 / 19.0		29.0 / 21.0		32.0 / 23.0	
(°CDB)	TC	SHC	TC	SHC	TC	SHC	TC	SHC	TC	SHC	TC	SHC
-10.0	3.66	2.34	4.14	2.67	4.36	3.08	4.67	3.46	4.99	3.78	5.15	4.33
-5.0	3.66	2.34	4.14	2.67	4.36	3.08	4.67	3.46	4.99	3.78	5.15	4.33
0.0	3.66	2.34	4.14	2.67	4.36	3.08	4.67	3.46	4.99	3.78	5.15	4.33
5.0	3.66	2.34	4.14	2.67	4.36	3.08	4.67	3.46	4.99	3.78	5.15	4.33
10.0	3.66	2.34	4.14	2.67	4.36	3.08	4.67	3.46	4.99	3.78	5.15	4.33
15.0	3.66	2.34	4.14	2.67	4.36	3.08	4.67	3.46	4.99	3.78	5.15	4.33
20.0	3.66	2.34	4.14	2.67	4.36	3.08	4.67	3.46	4.99	3.78	5.15	4.33
25.0	3.66	2.34	4.14	2.67	4.36	3.08	4.67	3.46	4.99	3.78	5.15	4.33
30.0	3.66	2.34	4.14	2.67	4.36	3.08	4.67	3.46	4.99	3.78	5.15	4.33
35.0	3.66	2.34	4.14	2.67	4.36	3.08	4.67	3.46	4.99	3.78	5.15	4.33
40.0	3.26	1.86	3.68	2.12	3.88	2.44	4.16	2.74	4.44	2.99	4.58	3.43
46.0	2.82	1.39	3.19	1.58	3.36	1.82	3.60	2.05	3.84	2.24	3.96	2.57

NOTES:

- TC: Total Capacity (kW), SHC: Sensible Heat Capacity (kW)
- Values mentioned in the table are based on the following conditions:
 - Pipe length: 5 m, Height difference: 0 m (Outdoor unit—Indoor unit)

● Medium static pressure duct type

Model: ARXH12KMTAP

Outdoor temperature	Indoor temperature (°CDB / °CWB)											
	18.0 / 12.0		21.0 / 15.0		23.0 / 16.0		27.0 / 19.0		29.0 / 21.0		32.0 / 23.0	
(°CDB)	TC	SHC	TC	SHC	TC	SHC	TC	SHC	TC	SHC	TC	SHC
-10.0	3.37	2.27	3.81	2.59	4.02	2.99	4.30	3.35	4.60	3.67	4.74	4.20
-5.0	3.37	2.27	3.81	2.59	4.02	2.99	4.30	3.35	4.60	3.67	4.74	4.20
0.0	3.37	2.27	3.81	2.59	4.02	2.99	4.30	3.35	4.60	3.67	4.74	4.20
5.0	3.37	2.27	3.81	2.59	4.02	2.99	4.30	3.35	4.60	3.67	4.74	4.20
10.0	3.37	2.27	3.81	2.59	4.02	2.99	4.30	3.35	4.60	3.67	4.74	4.20
15.0	3.37	2.27	3.81	2.59	4.02	2.99	4.30	3.35	4.60	3.67	4.74	4.20
20.0	3.37	2.27	3.81	2.59	4.02	2.99	4.30	3.35	4.60	3.67	4.74	4.20
25.0	3.37	2.27	3.81	2.59	4.02	2.99	4.30	3.35	4.60	3.67	4.74	4.20
30.0	3.37	2.27	3.81	2.59	4.02	2.99	4.30	3.35	4.60	3.67	4.74	4.20
35.0	3.37	2.27	3.81	2.59	4.02	2.99	4.30	3.35	4.60	3.67	4.74	4.20
40.0	3.00	1.80	3.39	2.05	3.57	2.36	3.83	2.66	4.09	2.91	4.22	3.33
46.0	2.60	1.35	2.93	1.54	3.09	1.77	3.31	1.99	3.54	2.17	3.65	2.49

Model: ARXH14KMTAP

Outdoor temperature	Indoor temperature (°CDB / °CWB)											
	18.0 / 12.0		21.0 / 15.0		23.0 / 16.0		27.0 / 19.0		29.0 / 21.0		32.0 / 23.0	
(°CDB)	TC	SHC	TC	SHC	TC	SHC	TC	SHC	TC	SHC	TC	SHC
-10.0	3.66	2.45	4.14	2.79	4.36	3.22	4.67	3.62	4.99	3.96	5.15	4.53
-5.0	3.66	2.45	4.14	2.79	4.36	3.22	4.67	3.62	4.99	3.96	5.15	4.53
0.0	3.66	2.45	4.14	2.79	4.36	3.22	4.67	3.62	4.99	3.96	5.15	4.53
5.0	3.66	2.45	4.14	2.79	4.36	3.22	4.67	3.62	4.99	3.96	5.15	4.53
10.0	3.66	2.45	4.14	2.79	4.36	3.22	4.67	3.62	4.99	3.96	5.15	4.53
15.0	3.66	2.45	4.14	2.79	4.36	3.22	4.67	3.62	4.99	3.96	5.15	4.53
20.0	3.66	2.45	4.14	2.79	4.36	3.22	4.67	3.62	4.99	3.96	5.15	4.53
25.0	3.66	2.45	4.14	2.79	4.36	3.22	4.67	3.62	4.99	3.96	5.15	4.53
30.0	3.66	2.45	4.14	2.79	4.36	3.22	4.67	3.62	4.99	3.96	5.15	4.53
35.0	3.66	2.45	4.14	2.79	4.36	3.22	4.67	3.62	4.99	3.96	5.15	4.53
40.0	3.26	1.95	3.68	2.22	3.88	2.55	4.16	2.87	4.44	3.13	4.58	3.59
46.0	2.82	1.45	3.19	1.65	3.36	1.90	3.60	2.15	3.84	2.34	3.96	2.69

NOTES:

- TC: Total Capacity (kW), SHC: Sensible Heat Capacity (kW).
- Values mentioned in the table are based on the following conditions:
 - Pipe length: 5 m, Height difference: 0 m (Outdoor unit—Indoor unit)

● Wall mounted type

Model: ASHG07KMTB

Outdoor temperature	Indoor temperature (°CDB / °CWB)											
	18.0 / 12.0		21.0 / 15.0		23.0 / 16.0		27.0 / 19.0		29.0 / 21.0		32.0 / 23.0	
(°CDB)	TC	SHC	TC	SHC	TC	SHC	TC	SHC	TC	SHC	TC	SHC
-10.0	1.96	1.10	2.22	1.26	2.34	1.45	2.50	1.63	2.67	1.78	2.76	2.04
-5.0	1.96	1.10	2.22	1.26	2.34	1.45	2.50	1.63	2.67	1.78	2.76	2.04
0.0	1.96	1.10	2.22	1.26	2.34	1.45	2.50	1.63	2.67	1.78	2.76	2.04
5.0	1.96	1.10	2.22	1.26	2.34	1.45	2.50	1.63	2.67	1.78	2.76	2.04
10.0	1.96	1.10	2.22	1.26	2.34	1.45	2.50	1.63	2.67	1.78	2.76	2.04
15.0	1.96	1.10	2.22	1.26	2.34	1.45	2.50	1.63	2.67	1.78	2.76	2.04
20.0	1.96	1.10	2.22	1.26	2.34	1.45	2.50	1.63	2.67	1.78	2.76	2.04
25.0	1.96	1.10	2.22	1.26	2.34	1.45	2.50	1.63	2.67	1.78	2.76	2.04
30.0	1.96	1.10	2.22	1.26	2.34	1.45	2.50	1.63	2.67	1.78	2.76	2.04
35.0	1.96	1.10	2.22	1.26	2.34	1.45	2.50	1.63	2.67	1.78	2.76	2.04
40.0	1.74	0.87	1.97	1.00	2.08	1.15	2.23	1.29	2.38	1.41	2.45	1.61
46.0	1.51	0.65	1.71	0.74	1.80	0.86	1.93	0.96	2.06	1.05	2.12	1.21

OUTDOOR UNIT
AOHG18-24KBT3OUTDOOR UNIT
AOHG18-24KBT3

Model: ASHG09KMTB

Outdoor temperature	Indoor temperature (°CDB / °CWB)											
	18.0 / 12.0		21.0 / 15.0		23.0 / 16.0		27.0 / 19.0		29.0 / 21.0		32.0 / 23.0	
(°CDB)	TC	SHC	TC	SHC	TC	SHC	TC	SHC	TC	SHC	TC	SHC
-10.0	2.51	1.41	2.84	1.61	2.99	1.85	3.20	2.08	3.42	2.27	3.53	2.61
-5.0	2.51	1.41	2.84	1.61	2.99	1.85	3.20	2.08	3.42	2.27	3.53	2.61
0.0	2.51	1.41	2.84	1.61	2.99	1.85	3.20	2.08	3.42	2.27	3.53	2.61
5.0	2.51	1.41	2.84	1.61	2.99	1.85	3.20	2.08	3.42	2.27	3.53	2.61
10.0	2.51	1.41	2.84	1.61	2.99	1.85	3.20	2.08	3.42	2.27	3.53	2.61
15.0	2.51	1.41	2.84	1.61	2.99	1.85	3.20	2.08	3.42	2.27	3.53	2.61
20.0	2.51	1.41	2.84	1.61	2.99	1.85	3.20	2.08	3.42	2.27	3.53	2.61
25.0	2.51	1.41	2.84	1.61	2.99	1.85	3.20	2.08	3.42	2.27	3.53	2.61
30.0	2.51	1.41	2.84	1.61	2.99	1.85	3.20	2.08	3.42	2.27	3.53	2.61
35.0	2.51	1.41	2.84	1.61	2.99	1.85	3.20	2.08	3.42	2.27	3.53	2.61
40.0	2.23	1.12	2.52	1.27	2.66	1.47	2.85	1.65	3.04	1.80	3.14	2.06
46.0	1.93	0.84	2.18	0.95	2.30	1.10	2.46	1.23	2.63	1.35	2.72	1.55

Model: ASHG12KMTB

Outdoor temperature	Indoor temperature (°CDB / °CWB)											
	18.0 / 12.0		21.0 / 15.0		23.0 / 16.0		27.0 / 19.0		29.0 / 21.0		32.0 / 23.0	
(°CDB)	TC	SHC	TC	SHC	TC	SHC	TC	SHC	TC	SHC	TC	SHC
-10.0	3.37	1.90	3.81	2.16	4.02	2.49	4.30	2.80	4.60	3.06	4.74	3.50
-5.0	3.37	1.90	3.81	2.16	4.02	2.49	4.30	2.80	4.60	3.06	4.74	3.50
0.0	3.37	1.90	3.81	2.16	4.02	2.49	4.30	2.80	4.60	3.06	4.74	3.50
5.0	3.37	1.90	3.81	2.16	4.02	2.49	4.30	2.80	4.60	3.06	4.74	3.50
10.0	3.37	1.90	3.81	2.16	4.02	2.49	4.30	2.80	4.60	3.06	4.74	3.50
15.0	3.37	1.90	3.81	2.16	4.02	2.49	4.30	2.80	4.60	3.06	4.74	3.50
20.0	3.37	1.90	3.81	2.16	4.02	2.49	4.30	2.80	4.60	3.06	4.74	3.50
25.0	3.37	1.90	3.81	2.16	4.02	2.49	4.30	2.80	4.60	3.06	4.74	3.50
30.0	3.37	1.90	3.81	2.16	4.02	2.49	4.30	2.80	4.60	3.06	4.74	3.50
35.0	3.37	1.90	3.81	2.16	4.02	2.49	4.30	2.80	4.60	3.06	4.74	3.50
40.0	3.00	1.50	3.39	1.71	3.57	1.97	3.83	2.21	4.09	2.42	4.22	2.77
46.0	2.60	1.12	2.93	1.28	3.09	1.47	3.31	1.66	3.54	1.81	3.65	2.08

Model: ASHG14KMTB

Outdoor temperature	Indoor temperature (°CDB / °CWB)											
	18.0 / 12.0		21.0 / 15.0		23.0 / 16.0		27.0 / 19.0		29.0 / 21.0		32.0 / 23.0	
(°CDB)	TC	SHC	TC	SHC	TC	SHC	TC	SHC	TC	SHC	TC	SHC
-10.0	3.66	2.06	4.14	2.35	4.36	2.70	4.67	3.04	4.99	3.32	5.15	3.80
-5.0	3.66	2.06	4.14	2.35	4.36	2.70	4.67	3.04	4.99	3.32	5.15	3.80
0.0	3.66	2.06	4.14	2.35	4.36	2.70	4.67	3.04	4.99	3.32	5.15	3.80
5.0	3.66	2.06	4.14	2.35	4.36	2.70	4.67	3.04	4.99	3.32	5.15	3.80
10.0	3.66	2.06	4.14	2.35	4.36	2.70	4.67	3.04	4.99	3.32	5.15	3.80
15.0	3.66	2.06	4.14	2.35	4.36	2.70	4.67	3.04	4.99	3.32	5.15	3.80
20.0	3.66	2.06	4.14	2.35	4.36	2.70	4.67	3.04	4.99	3.32	5.15	3.80
25.0	3.66	2.06	4.14	2.35	4.36	2.70	4.67	3.04	4.99	3.32	5.15	3.80
30.0	3.66	2.06	4.14	2.35	4.36	2.70	4.67	3.04	4.99	3.32	5.15	3.80
35.0	3.66	2.06	4.14	2.35	4.36	2.70	4.67	3.04	4.99	3.32	5.15	3.80
40.0	3.26	1.63	3.68	1.86	3.88	2.14	4.16	2.40	4.44	2.63	4.58	3.01
46.0	2.82	1.22	3.19	1.39	3.36	1.60	3.60	1.80	3.84	1.97	3.96	2.26

Model: ASHG07KMCC

Outdoor temperature	Indoor temperature (°CDB / °CWB)											
	18.0 / 12.0		21.0 / 15.0		23.0 / 16.0		27.0 / 19.0		29.0 / 21.0		32.0 / 23.0	
(°CDB)	TC	SHC	TC	SHC	TC	SHC	TC	SHC	TC	SHC	TC	SHC
-10.0	1.96	1.10	2.22	1.26	2.34	1.45	2.50	1.63	2.67	1.78	2.76	2.04
-5.0	1.96	1.10	2.22	1.26	2.34	1.45	2.50	1.63	2.67	1.78	2.76	2.04
0.0	1.96	1.10	2.22	1.26	2.34	1.45	2.50	1.63	2.67	1.78	2.76	2.04
5.0	1.96	1.10	2.22	1.26	2.34	1.45	2.50	1.63	2.67	1.78	2.76	2.04
10.0	1.96	1.10	2.22	1.26	2.34	1.45	2.50	1.63	2.67	1.78	2.76	2.04
15.0	1.96	1.10	2.22	1.26	2.34	1.45	2.50	1.63	2.67	1.78	2.76	2.04
20.0	1.96	1.10	2.22	1.26	2.34	1.45	2.50	1.63	2.67	1.78	2.76	2.04
25.0	1.96	1.10	2.22	1.26	2.34	1.45	2.50	1.63	2.67	1.78	2.76	2.04
30.0	1.96	1.10	2.22	1.26	2.34	1.45	2.50	1.63	2.67	1.78	2.76	2.04
35.0	1.96	1.10	2.22	1.26	2.34	1.45	2.50	1.63	2.67	1.78	2.76	2.04
40.0	1.74	0.87	1.97	1.00	2.08	1.15	2.23	1.29	2.38	1.41	2.45	1.61
46.0	1.51	0.65	1.71	0.74	1.80	0.86	1.93	0.96	2.06	1.05	2.12	1.21

Model: ASHG09KMCC

Outdoor temperature	Indoor temperature (°CDB / °CWB)											
	18.0 / 12.0		21.0 / 15.0		23.0 / 16.0		27.0 / 19.0		29.0 / 21.0		32.0 / 23.0	
(°CDB)	TC	SHC	TC	SHC	TC	SHC	TC	SHC	TC	SHC	TC	SHC
-10.0	2.51	1.41	2.84	1.61	2.99	1.85	3.20	2.08	3.42	2.27	3.53	2.61
-5.0	2.51	1.41	2.84	1.61	2.99	1.85	3.20	2.08	3.42	2.27	3.53	2.61
0.0	2.51	1.41	2.84	1.61	2.99	1.85	3.20	2.08	3.42	2.27	3.53	2.61
5.0	2.51	1.41	2.84	1.61	2.99	1.85	3.20	2.08	3.42	2.27	3.53	2.61
10.0	2.51	1.41	2.84	1.61	2.99	1.85	3.20	2.08	3.42	2.27	3.53	2.61
15.0	2.51	1.41	2.84	1.61	2.99	1.85	3.20	2.08	3.42	2.27	3.53	2.61
20.0	2.51	1.41	2.84	1.61	2.99	1.85	3.20	2.08	3.42	2.27	3.53	2.61
25.0	2.51	1.41	2.84	1.61	2.99	1.85	3.20	2.08	3.42	2.27	3.53	2.61
30.0	2.51	1.41	2.84	1.61	2.99	1.85	3.20	2.08	3.42	2.27	3.53	2.61
35.0	2.51	1.41	2.84	1.61	2.99	1.85	3.20	2.08	3.42	2.27	3.53	2.61
40.0	2.23	1.12	2.52	1.27	2.66	1.47	2.85	1.65	3.04	1.80	3.14	2.06
46.0	1.93	0.84	2.18	0.95	2.30	1.10	2.46	1.23	2.63	1.35	2.72	1.55

Model: ASHG12KMCC

Outdoor temperature	Indoor temperature (°CDB / °CWB)											
	18.0 / 12.0		21.0 / 15.0		23.0 / 16.0		27.0 / 19.0		29.0 / 21.0		32.0 / 23.0	
(°CDB)	TC	SHC	TC	SHC	TC	SHC	TC	SHC	TC	SHC	TC	SHC
-10.0	3.37	1.90	3.81	2.16	4.02	2.49	4.30	2.80	4.60	3.06	4.74	3.50
-5.0	3.37	1.90	3.81	2.16	4.02	2.49	4.30	2.80	4.60	3.06	4.74	3.50
0.0	3.37	1.90	3.81	2.16	4.02	2.49	4.30	2.80	4.60	3.06	4.74	3.50
5.0	3.37	1.90	3.81	2.16	4.02	2.49	4.30	2.80	4.60	3.06	4.74	3.50
10.0	3.37	1.90	3.81	2.16	4.02	2.49	4.30	2.80	4.60	3.06	4.74	3.50
15.0	3.37	1.90	3.81	2.16	4.02	2.49	4.30	2.80	4.60	3.06	4.74	3.50
20.0	3.37	1.90	3.81	2.16	4.02	2.49	4.30	2.80	4.60	3.06	4.74	3.50
25.0	3.37	1.90	3.81	2.16	4.02	2.49	4.30	2.80	4.60	3.06	4.74	3.50
30.0	3.37	1.90	3.81	2.16	4.02	2.49	4.30	2.80	4.60	3.06	4.74	3.50
35.0	3.37	1.90	3.81	2.16	4.02	2.49	4.30	2.80	4.60	3.06	4.74	3.50
40.0	3.00	1.50	3.39	1.71	3.57	1.97	3.83	2.21	4.09	2.42	4.22	2.77
46.0	2.60	1.12	2.93	1.28	3.09	1.47	3.31	1.66	3.54	1.81	3.65	2.08

Model: ASHG14KMCC

Outdoor temperature	Indoor temperature (°CDB / °CWB)											
	18.0 / 12.0		21.0 / 15.0		23.0 / 16.0		27.0 / 19.0		29.0 / 21.0		32.0 / 23.0	
(°CDB)	TC	SHC	TC	SHC	TC	SHC	TC	SHC	TC	SHC	TC	SHC
-10.0	3.66	2.06	4.14	2.35	4.36	2.70	4.67	3.04	4.99	3.32	5.15	3.80
-5.0	3.66	2.06	4.14	2.35	4.36	2.70	4.67	3.04	4.99	3.32	5.15	3.80
0.0	3.66	2.06	4.14	2.35	4.36	2.70	4.67	3.04	4.99	3.32	5.15	3.80
5.0	3.66	2.06	4.14	2.35	4.36	2.70	4.67	3.04	4.99	3.32	5.15	3.80
10.0	3.66	2.06	4.14	2.35	4.36	2.70	4.67	3.04	4.99	3.32	5.15	3.80
15.0	3.66	2.06	4.14	2.35	4.36	2.70	4.67	3.04	4.99	3.32	5.15	3.80
20.0	3.66	2.06	4.14	2.35	4.36	2.70	4.67	3.04	4.99	3.32	5.15	3.80
25.0	3.66	2.06	4.14	2.35	4.36	2.70	4.67	3.04	4.99	3.32	5.15	3.80
30.0	3.66	2.06	4.14	2.35	4.36	2.70	4.67	3.04	4.99	3.32	5.15	3.80
35.0	3.66	2.06	4.14	2.35	4.36	2.70	4.67	3.04	4.99	3.32	5.15	3.80
40.0	3.26	1.63	3.68	1.86	3.88	2.14	4.16	2.40	4.44	2.63	4.58	3.01
46.0	2.82	1.22	3.19	1.39	3.36	1.60	3.60	1.80	3.84	1.97	3.96	2.26

Model: ASHG07KMCE

Outdoor temperature	Indoor temperature (°CDB / °CWB)											
	18.0 / 12.0		21.0 / 15.0		23.0 / 16.0		27.0 / 19.0		29.0 / 21.0		32.0 / 23.0	
(°CDB)	TC	SHC	TC	SHC	TC	SHC	TC	SHC	TC	SHC	TC	SHC
-10.0	1.96	1.10	2.22	1.26	2.34	1.45	2.50	1.63	2.67	1.78	2.76	2.04
-5.0	1.96	1.10	2.22	1.26	2.34	1.45	2.50	1.63	2.67	1.78	2.76	2.04
0.0	1.96	1.10	2.22	1.26	2.34	1.45	2.50	1.63	2.67	1.78	2.76	2.04
5.0	1.96	1.10	2.22	1.26	2.34	1.45	2.50	1.63	2.67	1.78	2.76	2.04
10.0	1.96	1.10	2.22	1.26	2.34	1.45	2.50	1.63	2.67	1.78	2.76	2.04
15.0	1.96	1.10	2.22	1.26	2.34	1.45	2.50	1.63	2.67	1.78	2.76	2.04
20.0	1.96	1.10	2.22	1.26	2.34	1.45	2.50	1.63	2.67	1.78	2.76	2.04
25.0	1.96	1.10	2.22	1.26	2.34	1.45	2.50	1.63	2.67	1.78	2.76	2.04
30.0	1.96	1.10	2.22	1.26	2.34	1.45	2.50	1.63	2.67	1.78	2.76	2.04
35.0	1.96	1.10	2.22	1.26	2.34	1.45	2.50	1.63	2.67	1.78	2.76	2.04
40.0	1.74	0.87	1.97	1.00	2.08	1.15	2.23	1.29	2.38	1.41	2.45	1.61
46.0	1.51	0.65	1.71	0.74	1.80	0.86	1.93	0.96	2.06	1.05	2.12	1.21

Model: ASHG09KMCE

Outdoor temperature	Indoor temperature (°CDB / °CWB)											
	18.0 / 12.0		21.0 / 15.0		23.0 / 16.0		27.0 / 19.0		29.0 / 21.0		32.0 / 23.0	
(°CDB)	TC	SHC	TC	SHC	TC	SHC	TC	SHC	TC	SHC	TC	SHC
-10.0	2.51	1.41	2.84	1.61	2.99	1.85	3.20	2.08	3.42	2.27	3.53	2.61
-5.0	2.51	1.41	2.84	1.61	2.99	1.85	3.20	2.08	3.42	2.27	3.53	2.61
0.0	2.51	1.41	2.84	1.61	2.99	1.85	3.20	2.08	3.42	2.27	3.53	2.61
5.0	2.51	1.41	2.84	1.61	2.99	1.85	3.20	2.08	3.42	2.27	3.53	2.61
10.0	2.51	1.41	2.84	1.61	2.99	1.85	3.20	2.08	3.42	2.27	3.53	2.61
15.0	2.51	1.41	2.84	1.61	2.99	1.85	3.20	2.08	3.42	2.27	3.53	2.61
20.0	2.51	1.41	2.84	1.61	2.99	1.85	3.20	2.08	3.42	2.27	3.53	2.61
25.0	2.51	1.41	2.84	1.61	2.99	1.85	3.20	2.08	3.42	2.27	3.53	2.61
30.0	2.51	1.41	2.84	1.61	2.99	1.85	3.20	2.08	3.42	2.27	3.53	2.61
35.0	2.51	1.41	2.84	1.61	2.99	1.85	3.20	2.08	3.42	2.27	3.53	2.61
40.0	2.23	1.12	2.52	1.27	2.66	1.47	2.85	1.65	3.04	1.80	3.14	2.06
46.0	1.93	0.84	2.18	0.95	2.30	1.10	2.46	1.23	2.63	1.35	2.72	1.55

Model: ASHG12KMCE

Outdoor temperature	Indoor temperature (°CDB / °CWB)											
	18.0 / 12.0		21.0 / 15.0		23.0 / 16.0		27.0 / 19.0		29.0 / 21.0		32.0 / 23.0	
(°CDB)	TC	SHC	TC	SHC	TC	SHC	TC	SHC	TC	SHC	TC	SHC
-10.0	3.37	1.90	3.81	2.16	4.02	2.49	4.30	2.80	4.60	3.06	4.74	3.50
-5.0	3.37	1.90	3.81	2.16	4.02	2.49	4.30	2.80	4.60	3.06	4.74	3.50
0.0	3.37	1.90	3.81	2.16	4.02	2.49	4.30	2.80	4.60	3.06	4.74	3.50
5.0	3.37	1.90	3.81	2.16	4.02	2.49	4.30	2.80	4.60	3.06	4.74	3.50
10.0	3.37	1.90	3.81	2.16	4.02	2.49	4.30	2.80	4.60	3.06	4.74	3.50
15.0	3.37	1.90	3.81	2.16	4.02	2.49	4.30	2.80	4.60	3.06	4.74	3.50
20.0	3.37	1.90	3.81	2.16	4.02	2.49	4.30	2.80	4.60	3.06	4.74	3.50
25.0	3.37	1.90	3.81	2.16	4.02	2.49	4.30	2.80	4.60	3.06	4.74	3.50
30.0	3.37	1.90	3.81	2.16	4.02	2.49	4.30	2.80	4.60	3.06	4.74	3.50
35.0	3.37	1.90	3.81	2.16	4.02	2.49	4.30	2.80	4.60	3.06	4.74	3.50
40.0	3.00	1.50	3.39	1.71	3.57	1.97	3.83	2.21	4.09	2.42	4.22	2.77
46.0	2.60	1.12	2.93	1.28	3.09	1.47	3.31	1.66	3.54	1.81	3.65	2.08

Model: ASHG14KMCE

Outdoor temperature	Indoor temperature (°CDB / °CWB)											
	18.0 / 12.0		21.0 / 15.0		23.0 / 16.0		27.0 / 19.0		29.0 / 21.0		32.0 / 23.0	
(°CDB)	TC	SHC	TC	SHC	TC	SHC	TC	SHC	TC	SHC	TC	SHC
-10.0	3.66	2.06	4.14	2.35	4.36	2.70	4.67	3.04	4.99	3.32	5.15	3.80
-5.0	3.66	2.06	4.14	2.35	4.36	2.70	4.67	3.04	4.99	3.32	5.15	3.80
0.0	3.66	2.06	4.14	2.35	4.36	2.70	4.67	3.04	4.99	3.32	5.15	3.80
5.0	3.66	2.06	4.14	2.35	4.36	2.70	4.67	3.04	4.99	3.32	5.15	3.80
10.0	3.66	2.06	4.14	2.35	4.36	2.70	4.67	3.04	4.99	3.32	5.15	3.80
15.0	3.66	2.06	4.14	2.35	4.36	2.70	4.67	3.04	4.99	3.32	5.15	3.80
20.0	3.66	2.06	4.14	2.35	4.36	2.70	4.67	3.04	4.99	3.32	5.15	3.80
25.0	3.66	2.06	4.14	2.35	4.36	2.70	4.67	3.04	4.99	3.32	5.15	3.80
30.0	3.66	2.06	4.14	2.35	4.36	2.70	4.67	3.04	4.99	3.32	5.15	3.80
35.0	3.66	2.06	4.14	2.35	4.36	2.70	4.67	3.04	4.99	3.32	5.15	3.80
40.0	3.26	1.63	3.68	1.86	3.88	2.14	4.16	2.40	4.44	2.63	4.58	3.01
46.0	2.82	1.22	3.19	1.39	3.36	1.60	3.60	1.80	3.84	1.97	3.96	2.26

Model: ASHG07KMCF

Outdoor temperature	Indoor temperature (°CDB / °CWB)											
	18.0 / 12.0		21.0 / 15.0		23.0 / 16.0		27.0 / 19.0		29.0 / 21.0		32.0 / 23.0	
(°CDB)	TC	SHC	TC	SHC	TC	SHC	TC	SHC	TC	SHC	TC	SHC
-10.0	1.96	1.10	2.22	1.26	2.34	1.45	2.50	1.63	2.67	1.78	2.76	2.04
-5.0	1.96	1.10	2.22	1.26	2.34	1.45	2.50	1.63	2.67	1.78	2.76	2.04
0.0	1.96	1.10	2.22	1.26	2.34	1.45	2.50	1.63	2.67	1.78	2.76	2.04
5.0	1.96	1.10	2.22	1.26	2.34	1.45	2.50	1.63	2.67	1.78	2.76	2.04
10.0	1.96	1.10	2.22	1.26	2.34	1.45	2.50	1.63	2.67	1.78	2.76	2.04
15.0	1.96	1.10	2.22	1.26	2.34	1.45	2.50	1.63	2.67	1.78	2.76	2.04
20.0	1.96	1.10	2.22	1.26	2.34	1.45	2.50	1.63	2.67	1.78	2.76	2.04
25.0	1.96	1.10	2.22	1.26	2.34	1.45	2.50	1.63	2.67	1.78	2.76	2.04
30.0	1.96	1.10	2.22	1.26	2.34	1.45	2.50	1.63	2.67	1.78	2.76	2.04
35.0	1.96	1.10	2.22	1.26	2.34	1.45	2.50	1.63	2.67	1.78	2.76	2.04
40.0	1.74	0.87	1.97	1.00	2.08	1.15	2.23	1.29	2.38	1.41	2.45	1.61
46.0	1.51	0.65	1.71	0.74	1.80	0.86	1.93	0.96	2.06	1.05	2.12	1.21

Model: ASHG09KMCF

Outdoor temperature	Indoor temperature (°CDB / °CWB)											
	18.0 / 12.0		21.0 / 15.0		23.0 / 16.0		27.0 / 19.0		29.0 / 21.0		32.0 / 23.0	
(°CDB)	TC	SHC	TC	SHC	TC	SHC	TC	SHC	TC	SHC	TC	SHC
-10.0	2.51	1.41	2.84	1.61	2.99	1.85	3.20	2.08	3.42	2.27	3.53	2.61
-5.0	2.51	1.41	2.84	1.61	2.99	1.85	3.20	2.08	3.42	2.27	3.53	2.61
0.0	2.51	1.41	2.84	1.61	2.99	1.85	3.20	2.08	3.42	2.27	3.53	2.61
5.0	2.51	1.41	2.84	1.61	2.99	1.85	3.20	2.08	3.42	2.27	3.53	2.61
10.0	2.51	1.41	2.84	1.61	2.99	1.85	3.20	2.08	3.42	2.27	3.53	2.61
15.0	2.51	1.41	2.84	1.61	2.99	1.85	3.20	2.08	3.42	2.27	3.53	2.61
20.0	2.51	1.41	2.84	1.61	2.99	1.85	3.20	2.08	3.42	2.27	3.53	2.61
25.0	2.51	1.41	2.84	1.61	2.99	1.85	3.20	2.08	3.42	2.27	3.53	2.61
30.0	2.51	1.41	2.84	1.61	2.99	1.85	3.20	2.08	3.42	2.27	3.53	2.61
35.0	2.51	1.41	2.84	1.61	2.99	1.85	3.20	2.08	3.42	2.27	3.53	2.61
40.0	2.23	1.12	2.52	1.27	2.66	1.47	2.85	1.65	3.04	1.80	3.14	2.06
46.0	1.93	0.84	2.18	0.95	2.30	1.10	2.46	1.23	2.63	1.35	2.72	1.55

Model: ASHG12KMCF

Outdoor temperature	Indoor temperature (°CDB / °CWB)											
	18.0 / 12.0		21.0 / 15.0		23.0 / 16.0		27.0 / 19.0		29.0 / 21.0		32.0 / 23.0	
(°CDB)	TC	SHC	TC	SHC	TC	SHC	TC	SHC	TC	SHC	TC	SHC
-10.0	3.37	1.90	3.81	2.16	4.02	2.49	4.30	2.80	4.60	3.06	4.74	3.50
-5.0	3.37	1.90	3.81	2.16	4.02	2.49	4.30	2.80	4.60	3.06	4.74	3.50
0.0	3.37	1.90	3.81	2.16	4.02	2.49	4.30	2.80	4.60	3.06	4.74	3.50
5.0	3.37	1.90	3.81	2.16	4.02	2.49	4.30	2.80	4.60	3.06	4.74	3.50
10.0	3.37	1.90	3.81	2.16	4.02	2.49	4.30	2.80	4.60	3.06	4.74	3.50
15.0	3.37	1.90	3.81	2.16	4.02	2.49	4.30	2.80	4.60	3.06	4.74	3.50
20.0	3.37	1.90	3.81	2.16	4.02	2.49	4.30	2.80	4.60	3.06	4.74	3.50
25.0	3.37	1.90	3.81	2.16	4.02	2.49	4.30	2.80	4.60	3.06	4.74	3.50
30.0	3.37	1.90	3.81	2.16	4.02	2.49	4.30	2.80	4.60	3.06	4.74	3.50
35.0	3.37	1.90	3.81	2.16	4.02	2.49	4.30	2.80	4.60	3.06	4.74	3.50
40.0	3.00	1.50	3.39	1.71	3.57	1.97	3.83	2.21	4.09	2.42	4.22	2.77
46.0	2.60	1.12	2.93	1.28	3.09	1.47	3.31	1.66	3.54	1.81	3.65	2.08

Model: ASHG14KMCF

Outdoor temperature	Indoor temperature (°CDB / °CWB)											
	18.0 / 12.0		21.0 / 15.0		23.0 / 16.0		27.0 / 19.0		29.0 / 21.0		32.0 / 23.0	
(°CDB)	TC	SHC	TC	SHC	TC	SHC	TC	SHC	TC	SHC	TC	SHC
-10.0	3.66	2.06	4.14	2.35	4.36	2.70	4.67	3.04	4.99	3.32	5.15	3.80
-5.0	3.66	2.06	4.14	2.35	4.36	2.70	4.67	3.04	4.99	3.32	5.15	3.80
0.0	3.66	2.06	4.14	2.35	4.36	2.70	4.67	3.04	4.99	3.32	5.15	3.80
5.0	3.66	2.06	4.14	2.35	4.36	2.70	4.67	3.04	4.99	3.32	5.15	3.80
10.0	3.66	2.06	4.14	2.35	4.36	2.70	4.67	3.04	4.99	3.32	5.15	3.80
15.0	3.66	2.06	4.14	2.35	4.36	2.70	4.67	3.04	4.99	3.32	5.15	3.80
20.0	3.66	2.06	4.14	2.35	4.36	2.70	4.67	3.04	4.99	3.32	5.15	3.80
25.0	3.66	2.06	4.14	2.35	4.36	2.70	4.67	3.04	4.99	3.32	5.15	3.80
30.0	3.66	2.06	4.14	2.35	4.36	2.70	4.67	3.04	4.99	3.32	5.15	3.80
35.0	3.66	2.06	4.14	2.35	4.36	2.70	4.67	3.04	4.99	3.32	5.15	3.80
40.0	3.26	1.63	3.68	1.86	3.88	2.14	4.16	2.40	4.44	2.63	4.58	3.01
46.0	2.82	1.22	3.19	1.39	3.36	1.60	3.60	1.80	3.84	1.97	3.96	2.26

Model: ASHH07KMCG, ASHH07KMCG-B

Outdoor temperature	Indoor temperature (°CDB / °CWB)											
	18.0 / 12.0		21.0 / 15.0		23.0 / 16.0		27.0 / 19.0		29.0 / 21.0		32.0 / 23.0	
(°CDB)	TC	SHC	TC	SHC	TC	SHC	TC	SHC	TC	SHC	TC	SHC
-10.0	1.96	1.10	2.22	1.26	2.34	1.45	2.50	1.63	2.67	1.78	2.76	2.04
-5.0	1.96	1.10	2.22	1.26	2.34	1.45	2.50	1.63	2.67	1.78	2.76	2.04
0.0	1.96	1.10	2.22	1.26	2.34	1.45	2.50	1.63	2.67	1.78	2.76	2.04
5.0	1.96	1.10	2.22	1.26	2.34	1.45	2.50	1.63	2.67	1.78	2.76	2.04
10.0	1.96	1.10	2.22	1.26	2.34	1.45	2.50	1.63	2.67	1.78	2.76	2.04
15.0	1.96	1.10	2.22	1.26	2.34	1.45	2.50	1.63	2.67	1.78	2.76	2.04
20.0	1.96	1.10	2.22	1.26	2.34	1.45	2.50	1.63	2.67	1.78	2.76	2.04
25.0	1.96	1.10	2.22	1.26	2.34	1.45	2.50	1.63	2.67	1.78	2.76	2.04
30.0	1.96	1.10	2.22	1.26	2.34	1.45	2.50	1.63	2.67	1.78	2.76	2.04
35.0	1.96	1.10	2.22	1.26	2.34	1.45	2.50	1.63	2.67	1.78	2.76	2.04
40.0	1.62	0.75	1.83	0.86	1.93	0.99	2.07	1.11	2.21	1.22	2.28	1.39
46.0	1.28	0.47	1.45	0.54	1.53	0.62	1.64	0.70	1.75	0.76	1.81	0.87

Model: ASHH09KMCG, ASHH09KMCG-B

Outdoor temperature	Indoor temperature (°CDB / °CWB)											
	18.0 / 12.0		21.0 / 15.0		23.0 / 16.0		27.0 / 19.0		29.0 / 21.0		32.0 / 23.0	
(°CDB)	TC	SHC	TC	SHC	TC	SHC	TC	SHC	TC	SHC	TC	SHC
-10.0	2.51	1.41	2.84	1.61	2.99	1.85	3.20	2.08	3.42	2.27	3.53	2.61
-5.0	2.51	1.41	2.84	1.61	2.99	1.85	3.20	2.08	3.42	2.27	3.53	2.61
0.0	2.51	1.41	2.84	1.61	2.99	1.85	3.20	2.08	3.42	2.27	3.53	2.61
5.0	2.51	1.41	2.84	1.61	2.99	1.85	3.20	2.08	3.42	2.27	3.53	2.61
10.0	2.51	1.41	2.84	1.61	2.99	1.85	3.20	2.08	3.42	2.27	3.53	2.61
15.0	2.51	1.41	2.84	1.61	2.99	1.85	3.20	2.08	3.42	2.27	3.53	2.61
20.0	2.51	1.41	2.84	1.61	2.99	1.85	3.20	2.08	3.42	2.27	3.53	2.61
25.0	2.51	1.41	2.84	1.61	2.99	1.85	3.20	2.08	3.42	2.27	3.53	2.61
30.0	2.51	1.41	2.84	1.61	2.99	1.85	3.20	2.08	3.42	2.27	3.53	2.61
35.0	2.51	1.41	2.84	1.61	2.99	1.85	3.20	2.08	3.42	2.27	3.53	2.61
40.0	2.08	0.97	2.35	1.10	2.47	1.27	2.65	1.42	2.83	1.56	2.92	1.79
46.0	1.64	0.61	1.86	0.69	1.96	0.79	2.10	0.89	2.24	0.98	2.31	1.12

Model: ASHH12KMCG, ASHH12KMCG-B

Outdoor temperature	Indoor temperature (°CDB / °CWB)											
	18.0 / 12.0		21.0 / 15.0		23.0 / 16.0		27.0 / 19.0		29.0 / 21.0		32.0 / 23.0	
(°CDB)	TC	SHC	TC	SHC	TC	SHC	TC	SHC	TC	SHC	TC	SHC
-10.0	3.37	1.90	3.81	2.16	4.02	2.49	4.30	2.80	4.60	3.06	4.74	3.50
-5.0	3.37	1.90	3.81	2.16	4.02	2.49	4.30	2.80	4.60	3.06	4.74	3.50
0.0	3.37	1.90	3.81	2.16	4.02	2.49	4.30	2.80	4.60	3.06	4.74	3.50
5.0	3.37	1.90	3.81	2.16	4.02	2.49	4.30	2.80	4.60	3.06	4.74	3.50
10.0	3.37	1.90	3.81	2.16	4.02	2.49	4.30	2.80	4.60	3.06	4.74	3.50
15.0	3.37	1.90	3.81	2.16	4.02	2.49	4.30	2.80	4.60	3.06	4.74	3.50
20.0	3.37	1.90	3.81	2.16	4.02	2.49	4.30	2.80	4.60	3.06	4.74	3.50
25.0	3.37	1.90	3.81	2.16	4.02	2.49	4.30	2.80	4.60	3.06	4.74	3.50
30.0	3.37	1.90	3.81	2.16	4.02	2.49	4.30	2.80	4.60	3.06	4.74	3.50
35.0	3.37	1.90	3.81	2.16	4.02	2.49	4.30	2.80	4.60	3.06	4.74	3.50
40.0	2.79	1.30	3.15	1.48	3.32	1.70	3.56	1.91	3.80	2.09	3.92	2.40
46.0	2.21	0.81	2.50	0.93	2.63	1.07	2.82	1.20	3.01	1.31	3.11	1.50

Model: ASHH14KMCG, ASHH14KMCG-B

Outdoor temperature	Indoor temperature (°CDB / °CWB)											
	18.0 / 12.0		21.0 / 15.0		23.0 / 16.0		27.0 / 19.0		29.0 / 21.0		32.0 / 23.0	
(°CDB)	TC	SHC	TC	SHC	TC	SHC	TC	SHC	TC	SHC	TC	SHC
-10.0	3.92	2.20	4.43	2.51	4.67	2.89	5.00	3.25	5.35	3.55	5.51	4.07
-5.0	3.92	2.20	4.43	2.51	4.67	2.89	5.00	3.25	5.35	3.55	5.51	4.07
0.0	3.92	2.20	4.43	2.51	4.67	2.89	5.00	3.25	5.35	3.55	5.51	4.07
5.0	3.92	2.20	4.43	2.51	4.67	2.89	5.00	3.25	5.35	3.55	5.51	4.07
10.0	3.92	2.20	4.43	2.51	4.67	2.89	5.00	3.25	5.35	3.55	5.51	4.07
15.0	3.92	2.20	4.43	2.51	4.67	2.89	5.00	3.25	5.35	3.55	5.51	4.07
20.0	3.92	2.20	4.43	2.51	4.67	2.89	5.00	3.25	5.35	3.55	5.51	4.07
25.0	3.92	2.20	4.43	2.51	4.67	2.89	5.00	3.25	5.35	3.55	5.51	4.07
30.0	3.92	2.20	4.43	2.51	4.67	2.89	5.00	3.25	5.35	3.55	5.51	4.07
35.0	3.92	2.20	4.43	2.51	4.67	2.89	5.00	3.25	5.35	3.55	5.51	4.07
40.0	3.24	1.51	3.67	1.72	3.87	1.98	4.14	2.23	4.42	2.43	4.56	2.79
46.0	2.57	0.95	2.90	1.08	3.06	1.24	3.28	1.40	3.50	1.53	3.61	1.75

Model: ASHH07KMCH, ASHH07KMCH-B

Outdoor temperature	Indoor temperature (°CDB / °CWB)											
	18.0 / 12.0		21.0 / 15.0		23.0 / 16.0		27.0 / 19.0		29.0 / 21.0		32.0 / 23.0	
(°CDB)	TC	SHC	TC	SHC	TC	SHC	TC	SHC	TC	SHC	TC	SHC
-10.0	1.96	1.10	2.22	1.26	2.34	1.45	2.50	1.63	2.67	1.78	2.76	2.04
-5.0	1.96	1.10	2.22	1.26	2.34	1.45	2.50	1.63	2.67	1.78	2.76	2.04
0.0	1.96	1.10	2.22	1.26	2.34	1.45	2.50	1.63	2.67	1.78	2.76	2.04
5.0	1.96	1.10	2.22	1.26	2.34	1.45	2.50	1.63	2.67	1.78	2.76	2.04
10.0	1.96	1.10	2.22	1.26	2.34	1.45	2.50	1.63	2.67	1.78	2.76	2.04
15.0	1.96	1.10	2.22	1.26	2.34	1.45	2.50	1.63	2.67	1.78	2.76	2.04
20.0	1.96	1.10	2.22	1.26	2.34	1.45	2.50	1.63	2.67	1.78	2.76	2.04
25.0	1.96	1.10	2.22	1.26	2.34	1.45	2.50	1.63	2.67	1.78	2.76	2.04
30.0	1.96	1.10	2.22	1.26	2.34	1.45	2.50	1.63	2.67	1.78	2.76	2.04
35.0	1.96	1.10	2.22	1.26	2.34	1.45	2.50	1.63	2.67	1.78	2.76	2.04
40.0	1.62	0.75	1.83	0.86	1.93	0.99	2.07	1.11	2.21	1.22	2.28	1.39
46.0	1.28	0.47	1.45	0.54	1.53	0.62	1.64	0.70	1.75	0.76	1.81	0.87

Model: ASHH09KMCH, ASHH09KMCH-B

Outdoor temperature	Indoor temperature (°CDB / °CWB)											
	18.0 / 12.0		21.0 / 15.0		23.0 / 16.0		27.0 / 19.0		29.0 / 21.0		32.0 / 23.0	
(°CDB)	TC	SHC	TC	SHC	TC	SHC	TC	SHC	TC	SHC	TC	SHC
-10.0	2.51	1.41	2.84	1.61	2.99	1.85	3.20	2.08	3.42	2.27	3.53	2.61
-5.0	2.51	1.41	2.84	1.61	2.99	1.85	3.20	2.08	3.42	2.27	3.53	2.61
0.0	2.51	1.41	2.84	1.61	2.99	1.85	3.20	2.08	3.42	2.27	3.53	2.61
5.0	2.51	1.41	2.84	1.61	2.99	1.85	3.20	2.08	3.42	2.27	3.53	2.61
10.0	2.51	1.41	2.84	1.61	2.99	1.85	3.20	2.08	3.42	2.27	3.53	2.61
15.0	2.51	1.41	2.84	1.61	2.99	1.85	3.20	2.08	3.42	2.27	3.53	2.61
20.0	2.51	1.41	2.84	1.61	2.99	1.85	3.20	2.08	3.42	2.27	3.53	2.61
25.0	2.51	1.41	2.84	1.61	2.99	1.85	3.20	2.08	3.42	2.27	3.53	2.61
30.0	2.51	1.41	2.84	1.61	2.99	1.85	3.20	2.08	3.42	2.27	3.53	2.61
35.0	2.51	1.41	2.84	1.61	2.99	1.85	3.20	2.08	3.42	2.27	3.53	2.61
40.0	2.08	0.97	2.35	1.10	2.47	1.27	2.65	1.42	2.83	1.56	2.92	1.79
46.0	1.64	0.61	1.86	0.69	1.96	0.79	2.10	0.89	2.24	0.98	2.31	1.12

Model: ASHH12KMCH, ASHH12KMCH-B

Outdoor temperature	Indoor temperature (°CDB / °CWB)											
	18.0 / 12.0		21.0 / 15.0		23.0 / 16.0		27.0 / 19.0		29.0 / 21.0		32.0 / 23.0	
(°CDB)	TC	SHC	TC	SHC	TC	SHC	TC	SHC	TC	SHC	TC	SHC
-10.0	3.37	1.90	3.81	2.16	4.02	2.49	4.30	2.80	4.60	3.06	4.74	3.50
-5.0	3.37	1.90	3.81	2.16	4.02	2.49	4.30	2.80	4.60	3.06	4.74	3.50
0.0	3.37	1.90	3.81	2.16	4.02	2.49	4.30	2.80	4.60	3.06	4.74	3.50
5.0	3.37	1.90	3.81	2.16	4.02	2.49	4.30	2.80	4.60	3.06	4.74	3.50
10.0	3.37	1.90	3.81	2.16	4.02	2.49	4.30	2.80	4.60	3.06	4.74	3.50
15.0	3.37	1.90	3.81	2.16	4.02	2.49	4.30	2.80	4.60	3.06	4.74	3.50
20.0	3.37	1.90	3.81	2.16	4.02	2.49	4.30	2.80	4.60	3.06	4.74	3.50
25.0	3.37	1.90	3.81	2.16	4.02	2.49	4.30	2.80	4.60	3.06	4.74	3.50
30.0	3.37	1.90	3.81	2.16	4.02	2.49	4.30	2.80	4.60	3.06	4.74	3.50
35.0	3.37	1.90	3.81	2.16	4.02	2.49	4.30	2.80	4.60	3.06	4.74	3.50
40.0	2.79	1.30	3.15	1.48	3.32	1.70	3.56	1.91	3.80	2.09	3.92	2.40
46.0	2.21	0.81	2.50	0.93	2.63	1.07	2.82	1.20	3.01	1.31	3.11	1.50

Model: ASHH14KMCH, ASHH14KMCH-B

Outdoor temperature	Indoor temperature (°CDB / °CWB)											
	18.0 / 12.0		21.0 / 15.0		23.0 / 16.0		27.0 / 19.0		29.0 / 21.0		32.0 / 23.0	
(°CDB)	TC	SHC	TC	SHC	TC	SHC	TC	SHC	TC	SHC	TC	SHC
-10.0	3.92	2.20	4.43	2.51	4.67	2.89	5.00	3.25	5.35	3.55	5.51	4.07
-5.0	3.92	2.20	4.43	2.51	4.67	2.89	5.00	3.25	5.35	3.55	5.51	4.07
0.0	3.92	2.20	4.43	2.51	4.67	2.89	5.00	3.25	5.35	3.55	5.51	4.07
5.0	3.92	2.20	4.43	2.51	4.67	2.89	5.00	3.25	5.35	3.55	5.51	4.07
10.0	3.92	2.20	4.43	2.51	4.67	2.89	5.00	3.25	5.35	3.55	5.51	4.07
15.0	3.92	2.20	4.43	2.51	4.67	2.89	5.00	3.25	5.35	3.55	5.51	4.07
20.0	3.92	2.20	4.43	2.51	4.67	2.89	5.00	3.25	5.35	3.55	5.51	4.07
25.0	3.92	2.20	4.43	2.51	4.67	2.89	5.00	3.25	5.35	3.55	5.51	4.07
30.0	3.92	2.20	4.43	2.51	4.67	2.89	5.00	3.25	5.35	3.55	5.51	4.07
35.0	3.92	2.20	4.43	2.51	4.67	2.89	5.00	3.25	5.35	3.55	5.51	4.07
40.0	3.24	1.51	3.67	1.72	3.87	1.98	4.14	2.23	4.42	2.43	4.56	2.79
46.0	2.57	0.95	2.90	1.08	3.06	1.24	3.28	1.40	3.50	1.53	3.61	1.75

Model: ASHG07KETA, ASHG07KETA-B

Outdoor temperature	Indoor temperature (°CDB / °CWB)											
	18.0 / 12.0		21.0 / 15.0		23.0 / 16.0		27.0 / 19.0		29.0 / 21.0		32.0 / 23.0	
(°CDB)	TC	SHC	TC	SHC	TC	SHC	TC	SHC	TC	SHC	TC	SHC
-10.0	1.96	1.10	2.22	1.26	2.34	1.45	2.50	1.63	2.67	1.78	2.76	2.04
-5.0	1.96	1.10	2.22	1.26	2.34	1.45	2.50	1.63	2.67	1.78	2.76	2.04
0.0	1.96	1.10	2.22	1.26	2.34	1.45	2.50	1.63	2.67	1.78	2.76	2.04
5.0	1.96	1.10	2.22	1.26	2.34	1.45	2.50	1.63	2.67	1.78	2.76	2.04
10.0	1.96	1.10	2.22	1.26	2.34	1.45	2.50	1.63	2.67	1.78	2.76	2.04
15.0	1.96	1.10	2.22	1.26	2.34	1.45	2.50	1.63	2.67	1.78	2.76	2.04
20.0	1.96	1.10	2.22	1.26	2.34	1.45	2.50	1.63	2.67	1.78	2.76	2.04
25.0	1.96	1.10	2.22	1.26	2.34	1.45	2.50	1.63	2.67	1.78	2.76	2.04
30.0	1.96	1.10	2.22	1.26	2.34	1.45	2.50	1.63	2.67	1.78	2.76	2.04
35.0	1.96	1.10	2.22	1.26	2.34	1.45	2.50	1.63	2.67	1.78	2.76	2.04
40.0	1.74	0.87	1.97	1.00	2.08	1.15	2.23	1.29	2.38	1.41	2.45	1.61
46.0	1.51	0.65	1.71	0.74	1.80	0.86	1.93	0.96	2.06	1.05	2.12	1.21

Model: ASHG09KETA, ASHG09KETA-B

Outdoor temperature	Indoor temperature (°CDB / °CWB)											
	18.0 / 12.0		21.0 / 15.0		23.0 / 16.0		27.0 / 19.0		29.0 / 21.0		32.0 / 23.0	
(°CDB)	TC	SHC	TC	SHC	TC	SHC	TC	SHC	TC	SHC	TC	SHC
-10.0	2.51	1.41	2.84	1.61	2.99	1.85	3.20	2.08	3.42	2.27	3.53	2.61
-5.0	2.51	1.41	2.84	1.61	2.99	1.85	3.20	2.08	3.42	2.27	3.53	2.61
0.0	2.51	1.41	2.84	1.61	2.99	1.85	3.20	2.08	3.42	2.27	3.53	2.61
5.0	2.51	1.41	2.84	1.61	2.99	1.85	3.20	2.08	3.42	2.27	3.53	2.61
10.0	2.51	1.41	2.84	1.61	2.99	1.85	3.20	2.08	3.42	2.27	3.53	2.61
15.0	2.51	1.41	2.84	1.61	2.99	1.85	3.20	2.08	3.42	2.27	3.53	2.61
20.0	2.51	1.41	2.84	1.61	2.99	1.85	3.20	2.08	3.42	2.27	3.53	2.61
25.0	2.51	1.41	2.84	1.61	2.99	1.85	3.20	2.08	3.42	2.27	3.53	2.61
30.0	2.51	1.41	2.84	1.61	2.99	1.85	3.20	2.08	3.42	2.27	3.53	2.61
35.0	2.51	1.41	2.84	1.61	2.99	1.85	3.20	2.08	3.42	2.27	3.53	2.61
40.0	2.23	1.12	2.52	1.27	2.66	1.47	2.85	1.65	3.04	1.80	3.14	2.06
46.0	1.93	0.84	2.18	0.95	2.30	1.10	2.46	1.23	2.63	1.35	2.72	1.55

Model: ASHG12KETA, ASHG12KETA-B

Outdoor temperature	Indoor temperature (°CDB / °CWB)											
	18.0 / 12.0		21.0 / 15.0		23.0 / 16.0		27.0 / 19.0		29.0 / 21.0		32.0 / 23.0	
(°CDB)	TC	SHC	TC	SHC	TC	SHC	TC	SHC	TC	SHC	TC	SHC
-10.0	3.37	1.90	3.81	2.16	4.02	2.49	4.30	2.80	4.60	3.06	4.74	3.50
-5.0	3.37	1.90	3.81	2.16	4.02	2.49	4.30	2.80	4.60	3.06	4.74	3.50
0.0	3.37	1.90	3.81	2.16	4.02	2.49	4.30	2.80	4.60	3.06	4.74	3.50
5.0	3.37	1.90	3.81	2.16	4.02	2.49	4.30	2.80	4.60	3.06	4.74	3.50
10.0	3.37	1.90	3.81	2.16	4.02	2.49	4.30	2.80	4.60	3.06	4.74	3.50
15.0	3.37	1.90	3.81	2.16	4.02	2.49	4.30	2.80	4.60	3.06	4.74	3.50
20.0	3.37	1.90	3.81	2.16	4.02	2.49	4.30	2.80	4.60	3.06	4.74	3.50
25.0	3.37	1.90	3.81	2.16	4.02	2.49	4.30	2.80	4.60	3.06	4.74	3.50
30.0	3.37	1.90	3.81	2.16	4.02	2.49	4.30	2.80	4.60	3.06	4.74	3.50
35.0	3.37	1.90	3.81	2.16	4.02	2.49	4.30	2.80	4.60	3.06	4.74	3.50
40.0	3.00	1.50	3.39	1.71	3.57	1.97	3.83	2.21	4.09	2.42	4.22	2.77
46.0	2.60	1.12	2.93	1.28	3.09	1.47	3.31	1.66	3.54	1.81	3.65	2.08

Model: ASHG14KETA, ASHG14KETA-B

Outdoor temperature	Indoor temperature (°CDB / °CWB)											
	18.0 / 12.0		21.0 / 15.0		23.0 / 16.0		27.0 / 19.0		29.0 / 21.0		32.0 / 23.0	
(°CDB)	TC	SHC	TC	SHC	TC	SHC	TC	SHC	TC	SHC	TC	SHC
-10.0	3.66	2.06	4.14	2.35	4.36	2.70	4.67	3.04	4.99	3.32	5.15	3.80
-5.0	3.66	2.06	4.14	2.35	4.36	2.70	4.67	3.04	4.99	3.32	5.15	3.80
0.0	3.66	2.06	4.14	2.35	4.36	2.70	4.67	3.04	4.99	3.32	5.15	3.80
5.0	3.66	2.06	4.14	2.35	4.36	2.70	4.67	3.04	4.99	3.32	5.15	3.80
10.0	3.66	2.06	4.14	2.35	4.36	2.70	4.67	3.04	4.99	3.32	5.15	3.80
15.0	3.66	2.06	4.14	2.35	4.36	2.70	4.67	3.04	4.99	3.32	5.15	3.80
20.0	3.66	2.06	4.14	2.35	4.36	2.70	4.67	3.04	4.99	3.32	5.15	3.80
25.0	3.66	2.06	4.14	2.35	4.36	2.70	4.67	3.04	4.99	3.32	5.15	3.80
30.0	3.66	2.06	4.14	2.35	4.36	2.70	4.67	3.04	4.99	3.32	5.15	3.80
35.0	3.66	2.06	4.14	2.35	4.36	2.70	4.67	3.04	4.99	3.32	5.15	3.80
40.0	3.26	1.63	3.68	1.86	3.88	2.14	4.16	2.40	4.44	2.63	4.58	3.01
46.0	2.82	1.22	3.19	1.39	3.36	1.60	3.60	1.80	3.84	1.97	3.96	2.26

Model: ASHG07KETE, ASHG07KETE-B

Outdoor temperature	Indoor temperature (°CDB / °CWB)											
	18.0 / 12.0		21.0 / 15.0		23.0 / 16.0		27.0 / 19.0		29.0 / 21.0		32.0 / 23.0	
(°CDB)	TC	SHC	TC	SHC	TC	SHC	TC	SHC	TC	SHC	TC	SHC
-10.0	1.96	1.10	2.22	1.26	2.34	1.45	2.50	1.63	2.67	1.78	2.76	2.04
-5.0	1.96	1.10	2.22	1.26	2.34	1.45	2.50	1.63	2.67	1.78	2.76	2.04
0.0	1.96	1.10	2.22	1.26	2.34	1.45	2.50	1.63	2.67	1.78	2.76	2.04
5.0	1.96	1.10	2.22	1.26	2.34	1.45	2.50	1.63	2.67	1.78	2.76	2.04
10.0	1.96	1.10	2.22	1.26	2.34	1.45	2.50	1.63	2.67	1.78	2.76	2.04
15.0	1.96	1.10	2.22	1.26	2.34	1.45	2.50	1.63	2.67	1.78	2.76	2.04
20.0	1.96	1.10	2.22	1.26	2.34	1.45	2.50	1.63	2.67	1.78	2.76	2.04
25.0	1.96	1.10	2.22	1.26	2.34	1.45	2.50	1.63	2.67	1.78	2.76	2.04
30.0	1.96	1.10	2.22	1.26	2.34	1.45	2.50	1.63	2.67	1.78	2.76	2.04
35.0	1.96	1.10	2.22	1.26	2.34	1.45	2.50	1.63	2.67	1.78	2.76	2.04
40.0	1.74	0.87	1.97	1.00	2.08	1.15	2.23	1.29	2.38	1.41	2.45	1.61
46.0	1.51	0.65	1.71	0.74	1.80	0.86	1.93	0.96	2.06	1.05	2.12	1.21

Model: ASHG09KETE, ASHG09KETE-B

Outdoor temperature	Indoor temperature (°CDB / °CWB)											
	18.0 / 12.0		21.0 / 15.0		23.0 / 16.0		27.0 / 19.0		29.0 / 21.0		32.0 / 23.0	
(°CDB)	TC	SHC	TC	SHC	TC	SHC	TC	SHC	TC	SHC	TC	SHC
-10.0	2.51	1.41	2.84	1.61	2.99	1.85	3.20	2.08	3.42	2.27	3.53	2.61
-5.0	2.51	1.41	2.84	1.61	2.99	1.85	3.20	2.08	3.42	2.27	3.53	2.61
0.0	2.51	1.41	2.84	1.61	2.99	1.85	3.20	2.08	3.42	2.27	3.53	2.61
5.0	2.51	1.41	2.84	1.61	2.99	1.85	3.20	2.08	3.42	2.27	3.53	2.61
10.0	2.51	1.41	2.84	1.61	2.99	1.85	3.20	2.08	3.42	2.27	3.53	2.61
15.0	2.51	1.41	2.84	1.61	2.99	1.85	3.20	2.08	3.42	2.27	3.53	2.61
20.0	2.51	1.41	2.84	1.61	2.99	1.85	3.20	2.08	3.42	2.27	3.53	2.61
25.0	2.51	1.41	2.84	1.61	2.99	1.85	3.20	2.08	3.42	2.27	3.53	2.61
30.0	2.51	1.41	2.84	1.61	2.99	1.85	3.20	2.08	3.42	2.27	3.53	2.61
35.0	2.51	1.41	2.84	1.61	2.99	1.85	3.20	2.08	3.42	2.27	3.53	2.61
40.0	2.23	1.12	2.52	1.27	2.66	1.47	2.85	1.65	3.04	1.80	3.14	2.06
46.0	1.93	0.84	2.18	0.95	2.30	1.10	2.46	1.23	2.63	1.35	2.72	1.55

Model: ASHG12KETE, ASHG12KETE-B

Outdoor temperature	Indoor temperature (°CDB / °CWB)											
	18.0 / 12.0		21.0 / 15.0		23.0 / 16.0		27.0 / 19.0		29.0 / 21.0		32.0 / 23.0	
(°CDB)	TC	SHC	TC	SHC	TC	SHC	TC	SHC	TC	SHC	TC	SHC
-10.0	3.37	1.90	3.81	2.16	4.02	2.49	4.30	2.80	4.60	3.06	4.74	3.50
-5.0	3.37	1.90	3.81	2.16	4.02	2.49	4.30	2.80	4.60	3.06	4.74	3.50
0.0	3.37	1.90	3.81	2.16	4.02	2.49	4.30	2.80	4.60	3.06	4.74	3.50
5.0	3.37	1.90	3.81	2.16	4.02	2.49	4.30	2.80	4.60	3.06	4.74	3.50
10.0	3.37	1.90	3.81	2.16	4.02	2.49	4.30	2.80	4.60	3.06	4.74	3.50
15.0	3.37	1.90	3.81	2.16	4.02	2.49	4.30	2.80	4.60	3.06	4.74	3.50
20.0	3.37	1.90	3.81	2.16	4.02	2.49	4.30	2.80	4.60	3.06	4.74	3.50
25.0	3.37	1.90	3.81	2.16	4.02	2.49	4.30	2.80	4.60	3.06	4.74	3.50
30.0	3.37	1.90	3.81	2.16	4.02	2.49	4.30	2.80	4.60	3.06	4.74	3.50
35.0	3.37	1.90	3.81	2.16	4.02	2.49	4.30	2.80	4.60	3.06	4.74	3.50
40.0	3.00	1.50	3.39	1.71	3.57	1.97	3.83	2.21	4.09	2.42	4.22	2.77
46.0	2.60	1.12	2.93	1.28	3.09	1.47	3.31	1.66	3.54	1.81	3.65	2.08

Model: ASHG14KETE, ASHG14KETE-B

Outdoor temperature	Indoor temperature (°CDB / °CWB)											
	18.0 / 12.0		21.0 / 15.0		23.0 / 16.0		27.0 / 19.0		29.0 / 21.0		32.0 / 23.0	
(°CDB)	TC	SHC	TC	SHC	TC	SHC	TC	SHC	TC	SHC	TC	SHC
-10.0	3.66	2.06	4.14	2.35	4.36	2.70	4.67	3.04	4.99	3.32	5.15	3.80
-5.0	3.66	2.06	4.14	2.35	4.36	2.70	4.67	3.04	4.99	3.32	5.15	3.80
0.0	3.66	2.06	4.14	2.35	4.36	2.70	4.67	3.04	4.99	3.32	5.15	3.80
5.0	3.66	2.06	4.14	2.35	4.36	2.70	4.67	3.04	4.99	3.32	5.15	3.80
10.0	3.66	2.06	4.14	2.35	4.36	2.70	4.67	3.04	4.99	3.32	5.15	3.80
15.0	3.66	2.06	4.14	2.35	4.36	2.70	4.67	3.04	4.99	3.32	5.15	3.80
20.0	3.66	2.06	4.14	2.35	4.36	2.70	4.67	3.04	4.99	3.32	5.15	3.80
25.0	3.66	2.06	4.14	2.35	4.36	2.70	4.67	3.04	4.99	3.32	5.15	3.80
30.0	3.66	2.06	4.14	2.35	4.36	2.70	4.67	3.04	4.99	3.32	5.15	3.80
35.0	3.66	2.06	4.14	2.35	4.36	2.70	4.67	3.04	4.99	3.32	5.15	3.80
40.0	3.26	1.63	3.68	1.86	3.88	2.14	4.16	2.40	4.44	2.63	4.58	3.01
46.0	2.82	1.22	3.19	1.39	3.36	1.60	3.60	1.80	3.84	1.97	3.96	2.26

Model: ASHG07KETF, ASHG07KETF-B

Outdoor temperature	Indoor temperature (°CDB / °CWB)											
	18.0 / 12.0		21.0 / 15.0		23.0 / 16.0		27.0 / 19.0		29.0 / 21.0		32.0 / 23.0	
(°CDB)	TC	SHC	TC	SHC	TC	SHC	TC	SHC	TC	SHC	TC	SHC
-10.0	1.96	1.10	2.22	1.26	2.34	1.45	2.50	1.63	2.67	1.78	2.76	2.04
-5.0	1.96	1.10	2.22	1.26	2.34	1.45	2.50	1.63	2.67	1.78	2.76	2.04
0.0	1.96	1.10	2.22	1.26	2.34	1.45	2.50	1.63	2.67	1.78	2.76	2.04
5.0	1.96	1.10	2.22	1.26	2.34	1.45	2.50	1.63	2.67	1.78	2.76	2.04
10.0	1.96	1.10	2.22	1.26	2.34	1.45	2.50	1.63	2.67	1.78	2.76	2.04
15.0	1.96	1.10	2.22	1.26	2.34	1.45	2.50	1.63	2.67	1.78	2.76	2.04
20.0	1.96	1.10	2.22	1.26	2.34	1.45	2.50	1.63	2.67	1.78	2.76	2.04
25.0	1.96	1.10	2.22	1.26	2.34	1.45	2.50	1.63	2.67	1.78	2.76	2.04
30.0	1.96	1.10	2.22	1.26	2.34	1.45	2.50	1.63	2.67	1.78	2.76	2.04
35.0	1.96	1.10	2.22	1.26	2.34	1.45	2.50	1.63	2.67	1.78	2.76	2.04
40.0	1.74	0.87	1.97	1.00	2.08	1.15	2.23	1.29	2.38	1.41	2.45	1.61
46.0	1.51	0.65	1.71	0.74	1.80	0.86	1.93	0.96	2.06	1.05	2.12	1.21

Model: ASHG09KETF, ASHG09KETF-B

Outdoor temperature	Indoor temperature (°CDB / °CWB)											
	18.0 / 12.0		21.0 / 15.0		23.0 / 16.0		27.0 / 19.0		29.0 / 21.0		32.0 / 23.0	
(°CDB)	TC	SHC	TC	SHC	TC	SHC	TC	SHC	TC	SHC	TC	SHC
-10.0	2.51	1.41	2.84	1.61	2.99	1.85	3.20	2.08	3.42	2.27	3.53	2.61
-5.0	2.51	1.41	2.84	1.61	2.99	1.85	3.20	2.08	3.42	2.27	3.53	2.61
0.0	2.51	1.41	2.84	1.61	2.99	1.85	3.20	2.08	3.42	2.27	3.53	2.61
5.0	2.51	1.41	2.84	1.61	2.99	1.85	3.20	2.08	3.42	2.27	3.53	2.61
10.0	2.51	1.41	2.84	1.61	2.99	1.85	3.20	2.08	3.42	2.27	3.53	2.61
15.0	2.51	1.41	2.84	1.61	2.99	1.85	3.20	2.08	3.42	2.27	3.53	2.61
20.0	2.51	1.41	2.84	1.61	2.99	1.85	3.20	2.08	3.42	2.27	3.53	2.61
25.0	2.51	1.41	2.84	1.61	2.99	1.85	3.20	2.08	3.42	2.27	3.53	2.61
30.0	2.51	1.41	2.84	1.61	2.99	1.85	3.20	2.08	3.42	2.27	3.53	2.61
35.0	2.51	1.41	2.84	1.61	2.99	1.85	3.20	2.08	3.42	2.27	3.53	2.61
40.0	2.23	1.12	2.52	1.27	2.66	1.47	2.85	1.65	3.04	1.80	3.14	2.06
46.0	1.93	0.84	2.18	0.95	2.30	1.10	2.46	1.23	2.63	1.35	2.72	1.55

Model: ASHG12KETF, ASHG12KETF-B

Outdoor temperature	Indoor temperature (°CDB / °CWB)											
	18.0 / 12.0		21.0 / 15.0		23.0 / 16.0		27.0 / 19.0		29.0 / 21.0		32.0 / 23.0	
(°CDB)	TC	SHC	TC	SHC	TC	SHC	TC	SHC	TC	SHC	TC	SHC
-10.0	3.37	1.90	3.81	2.16	4.02	2.49	4.30	2.80	4.60	3.06	4.74	3.50
-5.0	3.37	1.90	3.81	2.16	4.02	2.49	4.30	2.80	4.60	3.06	4.74	3.50
0.0	3.37	1.90	3.81	2.16	4.02	2.49	4.30	2.80	4.60	3.06	4.74	3.50
5.0	3.37	1.90	3.81	2.16	4.02	2.49	4.30	2.80	4.60	3.06	4.74	3.50
10.0	3.37	1.90	3.81	2.16	4.02	2.49	4.30	2.80	4.60	3.06	4.74	3.50
15.0	3.37	1.90	3.81	2.16	4.02	2.49	4.30	2.80	4.60	3.06	4.74	3.50
20.0	3.37	1.90	3.81	2.16	4.02	2.49	4.30	2.80	4.60	3.06	4.74	3.50
25.0	3.37	1.90	3.81	2.16	4.02	2.49	4.30	2.80	4.60	3.06	4.74	3.50
30.0	3.37	1.90	3.81	2.16	4.02	2.49	4.30	2.80	4.60	3.06	4.74	3.50
35.0	3.37	1.90	3.81	2.16	4.02	2.49	4.30	2.80	4.60	3.06	4.74	3.50
40.0	3.00	1.50	3.39	1.71	3.57	1.97	3.83	2.21	4.09	2.42	4.22	2.77
46.0	2.60	1.12	2.93	1.28	3.09	1.47	3.31	1.66	3.54	1.81	3.65	2.08

Model: ASHG14KETF, ASHG14KETF-B

Outdoor temperature	Indoor temperature (°CDB / °CWB)											
	18.0 / 12.0		21.0 / 15.0		23.0 / 16.0		27.0 / 19.0		29.0 / 21.0		32.0 / 23.0	
(°CDB)	TC	SHC	TC	SHC	TC	SHC	TC	SHC	TC	SHC	TC	SHC
-10.0	3.66	2.06	4.14	2.35	4.36	2.70	4.67	3.04	4.99	3.32	5.15	3.80
-5.0	3.66	2.06	4.14	2.35	4.36	2.70	4.67	3.04	4.99	3.32	5.15	3.80
0.0	3.66	2.06	4.14	2.35	4.36	2.70	4.67	3.04	4.99	3.32	5.15	3.80
5.0	3.66	2.06	4.14	2.35	4.36	2.70	4.67	3.04	4.99	3.32	5.15	3.80
10.0	3.66	2.06	4.14	2.35	4.36	2.70	4.67	3.04	4.99	3.32	5.15	3.80
15.0	3.66	2.06	4.14	2.35	4.36	2.70	4.67	3.04	4.99	3.32	5.15	3.80
20.0	3.66	2.06	4.14	2.35	4.36	2.70	4.67	3.04	4.99	3.32	5.15	3.80
25.0	3.66	2.06	4.14	2.35	4.36	2.70	4.67	3.04	4.99	3.32	5.15	3.80
30.0	3.66	2.06	4.14	2.35	4.36	2.70	4.67	3.04	4.99	3.32	5.15	3.80
35.0	3.66	2.06	4.14	2.35	4.36	2.70	4.67	3.04	4.99	3.32	5.15	3.80
40.0	3.26	1.63	3.68	1.86	3.88	2.14	4.16	2.40	4.44	2.63	4.58	3.01
46.0	2.82	1.22	3.19	1.39	3.36	1.60	3.60	1.80	3.84	1.97	3.96	2.26

Model: ASHG07KGTB

Outdoor temperature	Indoor temperature (°CDB / °CWB)											
	18.0 / 12.0		21.0 / 15.0		23.0 / 16.0		27.0 / 19.0		29.0 / 21.0		32.0 / 23.0	
(°CDB)	TC	SHC	TC	SHC	TC	SHC	TC	SHC	TC	SHC	TC	SHC
-10.0	1.96	1.10	2.22	1.26	2.34	1.45	2.50	1.63	2.67	1.78	2.76	2.04
-5.0	1.96	1.10	2.22	1.26	2.34	1.45	2.50	1.63	2.67	1.78	2.76	2.04
0.0	1.96	1.10	2.22	1.26	2.34	1.45	2.50	1.63	2.67	1.78	2.76	2.04
5.0	1.96	1.10	2.22	1.26	2.34	1.45	2.50	1.63	2.67	1.78	2.76	2.04
10.0	1.96	1.10	2.22	1.26	2.34	1.45	2.50	1.63	2.67	1.78	2.76	2.04
15.0	1.96	1.10	2.22	1.26	2.34	1.45	2.50	1.63	2.67	1.78	2.76	2.04
20.0	1.96	1.10	2.22	1.26	2.34	1.45	2.50	1.63	2.67	1.78	2.76	2.04
25.0	1.96	1.10	2.22	1.26	2.34	1.45	2.50	1.63	2.67	1.78	2.76	2.04
30.0	1.96	1.10	2.22	1.26	2.34	1.45	2.50	1.63	2.67	1.78	2.76	2.04
35.0	1.96	1.10	2.22	1.26	2.34	1.45	2.50	1.63	2.67	1.78	2.76	2.04
40.0	1.74	0.87	1.97	1.00	2.08	1.15	2.23	1.29	2.38	1.41	2.45	1.61
46.0	1.51	0.65	1.71	0.74	1.80	0.86	1.93	0.96	2.06	1.05	2.12	1.21

Model: ASHG09KGTB

Outdoor temperature	Indoor temperature (°CDB / °CWB)											
	18.0 / 12.0		21.0 / 15.0		23.0 / 16.0		27.0 / 19.0		29.0 / 21.0		32.0 / 23.0	
(°CDB)	TC	SHC	TC	SHC	TC	SHC	TC	SHC	TC	SHC	TC	SHC
-10.0	2.51	1.41	2.84	1.61	2.99	1.85	3.20	2.08	3.42	2.27	3.53	2.61
-5.0	2.51	1.41	2.84	1.61	2.99	1.85	3.20	2.08	3.42	2.27	3.53	2.61
0.0	2.51	1.41	2.84	1.61	2.99	1.85	3.20	2.08	3.42	2.27	3.53	2.61
5.0	2.51	1.41	2.84	1.61	2.99	1.85	3.20	2.08	3.42	2.27	3.53	2.61
10.0	2.51	1.41	2.84	1.61	2.99	1.85	3.20	2.08	3.42	2.27	3.53	2.61
15.0	2.51	1.41	2.84	1.61	2.99	1.85	3.20	2.08	3.42	2.27	3.53	2.61
20.0	2.51	1.41	2.84	1.61	2.99	1.85	3.20	2.08	3.42	2.27	3.53	2.61
25.0	2.51	1.41	2.84	1.61	2.99	1.85	3.20	2.08	3.42	2.27	3.53	2.61
30.0	2.51	1.41	2.84	1.61	2.99	1.85	3.20	2.08	3.42	2.27	3.53	2.61
35.0	2.51	1.41	2.84	1.61	2.99	1.85	3.20	2.08	3.42	2.27	3.53	2.61
40.0	2.23	1.12	2.52	1.27	2.66	1.47	2.85	1.65	3.04	1.80	3.14	2.06
46.0	1.93	0.84	2.18	0.95	2.30	1.10	2.46	1.23	2.63	1.35	2.72	1.55

Model: ASHG12KGTB

Outdoor temperature	Indoor temperature (°CDB / °CWB)											
	18.0 / 12.0		21.0 / 15.0		23.0 / 16.0		27.0 / 19.0		29.0 / 21.0		32.0 / 23.0	
(°CDB)	TC	SHC	TC	SHC	TC	SHC	TC	SHC	TC	SHC	TC	SHC
-10.0	3.37	1.90	3.81	2.16	4.02	2.49	4.30	2.80	4.60	3.06	4.74	3.50
-5.0	3.37	1.90	3.81	2.16	4.02	2.49	4.30	2.80	4.60	3.06	4.74	3.50
0.0	3.37	1.90	3.81	2.16	4.02	2.49	4.30	2.80	4.60	3.06	4.74	3.50
5.0	3.37	1.90	3.81	2.16	4.02	2.49	4.30	2.80	4.60	3.06	4.74	3.50
10.0	3.37	1.90	3.81	2.16	4.02	2.49	4.30	2.80	4.60	3.06	4.74	3.50
15.0	3.37	1.90	3.81	2.16	4.02	2.49	4.30	2.80	4.60	3.06	4.74	3.50
20.0	3.37	1.90	3.81	2.16	4.02	2.49	4.30	2.80	4.60	3.06	4.74	3.50
25.0	3.37	1.90	3.81	2.16	4.02	2.49	4.30	2.80	4.60	3.06	4.74	3.50
30.0	3.37	1.90	3.81	2.16	4.02	2.49	4.30	2.80	4.60	3.06	4.74	3.50
35.0	3.37	1.90	3.81	2.16	4.02	2.49	4.30	2.80	4.60	3.06	4.74	3.50
40.0	3.00	1.50	3.39	1.71	3.57	1.97	3.83	2.21	4.09	2.42	4.22	2.77
46.0	2.60	1.12	2.93	1.28	3.09	1.47	3.31	1.66	3.54	1.81	3.65	2.08

Model: ASHG14KGTB

Outdoor temperature	Indoor temperature (°CDB / °CWB)											
	18.0 / 12.0		21.0 / 15.0		23.0 / 16.0		27.0 / 19.0		29.0 / 21.0		32.0 / 23.0	
(°CDB)	TC	SHC	TC	SHC	TC	SHC	TC	SHC	TC	SHC	TC	SHC
-10.0	3.66	2.06	4.14	2.35	4.36	2.70	4.67	3.04	4.99	3.32	5.15	3.80
-5.0	3.66	2.06	4.14	2.35	4.36	2.70	4.67	3.04	4.99	3.32	5.15	3.80
0.0	3.66	2.06	4.14	2.35	4.36	2.70	4.67	3.04	4.99	3.32	5.15	3.80
5.0	3.66	2.06	4.14	2.35	4.36	2.70	4.67	3.04	4.99	3.32	5.15	3.80
10.0	3.66	2.06	4.14	2.35	4.36	2.70	4.67	3.04	4.99	3.32	5.15	3.80
15.0	3.66	2.06	4.14	2.35	4.36	2.70	4.67	3.04	4.99	3.32	5.15	3.80
20.0	3.66	2.06	4.14	2.35	4.36	2.70	4.67	3.04	4.99	3.32	5.15	3.80
25.0	3.66	2.06	4.14	2.35	4.36	2.70	4.67	3.04	4.99	3.32	5.15	3.80
30.0	3.66	2.06	4.14	2.35	4.36	2.70	4.67	3.04	4.99	3.32	5.15	3.80
35.0	3.66	2.06	4.14	2.35	4.36	2.70	4.67	3.04	4.99	3.32	5.15	3.80
40.0	3.26	1.63	3.68	1.86	3.88	2.14	4.16	2.40	4.44	2.63	4.58	3.01
46.0	2.82	1.22	3.19	1.39	3.36	1.60	3.60	1.80	3.84	1.97	3.96	2.26

Model: ASHG07KGTE

Outdoor temperature	Indoor temperature (°CDB / °CWB)											
	18.0 / 12.0		21.0 / 15.0		23.0 / 16.0		27.0 / 19.0		29.0 / 21.0		32.0 / 23.0	
(°CDB)	TC	SHC	TC	SHC	TC	SHC	TC	SHC	TC	SHC	TC	SHC
-10.0	1.96	1.10	2.22	1.26	2.34	1.45	2.50	1.63	2.67	1.78	2.76	2.04
-5.0	1.96	1.10	2.22	1.26	2.34	1.45	2.50	1.63	2.67	1.78	2.76	2.04
0.0	1.96	1.10	2.22	1.26	2.34	1.45	2.50	1.63	2.67	1.78	2.76	2.04
5.0	1.96	1.10	2.22	1.26	2.34	1.45	2.50	1.63	2.67	1.78	2.76	2.04
10.0	1.96	1.10	2.22	1.26	2.34	1.45	2.50	1.63	2.67	1.78	2.76	2.04
15.0	1.96	1.10	2.22	1.26	2.34	1.45	2.50	1.63	2.67	1.78	2.76	2.04
20.0	1.96	1.10	2.22	1.26	2.34	1.45	2.50	1.63	2.67	1.78	2.76	2.04
25.0	1.96	1.10	2.22	1.26	2.34	1.45	2.50	1.63	2.67	1.78	2.76	2.04
30.0	1.96	1.10	2.22	1.26	2.34	1.45	2.50	1.63	2.67	1.78	2.76	2.04
35.0	1.96	1.10	2.22	1.26	2.34	1.45	2.50	1.63	2.67	1.78	2.76	2.04
40.0	1.74	0.87	1.97	1.00	2.08	1.15	2.23	1.29	2.38	1.41	2.45	1.61
46.0	1.51	0.65	1.71	0.74	1.80	0.86	1.93	0.96	2.06	1.05	2.12	1.21

Model: ASHG09KGTE

Outdoor temperature	Indoor temperature (°CDB / °CWB)											
	18.0 / 12.0		21.0 / 15.0		23.0 / 16.0		27.0 / 19.0		29.0 / 21.0		32.0 / 23.0	
(°CDB)	TC	SHC	TC	SHC	TC	SHC	TC	SHC	TC	SHC	TC	SHC
-10.0	2.51	1.41	2.84	1.61	2.99	1.85	3.20	2.08	3.42	2.27	3.53	2.61
-5.0	2.51	1.41	2.84	1.61	2.99	1.85	3.20	2.08	3.42	2.27	3.53	2.61
0.0	2.51	1.41	2.84	1.61	2.99	1.85	3.20	2.08	3.42	2.27	3.53	2.61
5.0	2.51	1.41	2.84	1.61	2.99	1.85	3.20	2.08	3.42	2.27	3.53	2.61
10.0	2.51	1.41	2.84	1.61	2.99	1.85	3.20	2.08	3.42	2.27	3.53	2.61
15.0	2.51	1.41	2.84	1.61	2.99	1.85	3.20	2.08	3.42	2.27	3.53	2.61
20.0	2.51	1.41	2.84	1.61	2.99	1.85	3.20	2.08	3.42	2.27	3.53	2.61
25.0	2.51	1.41	2.84	1.61	2.99	1.85	3.20	2.08	3.42	2.27	3.53	2.61
30.0	2.51	1.41	2.84	1.61	2.99	1.85	3.20	2.08	3.42	2.27	3.53	2.61
35.0	2.51	1.41	2.84	1.61	2.99	1.85	3.20	2.08	3.42	2.27	3.53	2.61
40.0	2.23	1.12	2.52	1.27	2.66	1.47	2.85	1.65	3.04	1.80	3.14	2.06
46.0	1.93	0.84	2.18	0.95	2.30	1.10	2.46	1.23	2.63	1.35	2.72	1.55

Model: ASHG12KGTE

Outdoor temperature	Indoor temperature (°CDB / °CWB)											
	18.0 / 12.0		21.0 / 15.0		23.0 / 16.0		27.0 / 19.0		29.0 / 21.0		32.0 / 23.0	
(°CDB)	TC	SHC	TC	SHC	TC	SHC	TC	SHC	TC	SHC	TC	SHC
-10.0	3.37	1.90	3.81	2.16	4.02	2.49	4.30	2.80	4.60	3.06	4.74	3.50
-5.0	3.37	1.90	3.81	2.16	4.02	2.49	4.30	2.80	4.60	3.06	4.74	3.50
0.0	3.37	1.90	3.81	2.16	4.02	2.49	4.30	2.80	4.60	3.06	4.74	3.50
5.0	3.37	1.90	3.81	2.16	4.02	2.49	4.30	2.80	4.60	3.06	4.74	3.50
10.0	3.37	1.90	3.81	2.16	4.02	2.49	4.30	2.80	4.60	3.06	4.74	3.50
15.0	3.37	1.90	3.81	2.16	4.02	2.49	4.30	2.80	4.60	3.06	4.74	3.50
20.0	3.37	1.90	3.81	2.16	4.02	2.49	4.30	2.80	4.60	3.06	4.74	3.50
25.0	3.37	1.90	3.81	2.16	4.02	2.49	4.30	2.80	4.60	3.06	4.74	3.50
30.0	3.37	1.90	3.81	2.16	4.02	2.49	4.30	2.80	4.60	3.06	4.74	3.50
35.0	3.37	1.90	3.81	2.16	4.02	2.49	4.30	2.80	4.60	3.06	4.74	3.50
40.0	3.00	1.50	3.39	1.71	3.57	1.97	3.83	2.21	4.09	2.42	4.22	2.77
46.0	2.60	1.12	2.93	1.28	3.09	1.47	3.31	1.66	3.54	1.81	3.65	2.08

Model: ASHG14KGTE

Outdoor temperature	Indoor temperature (°CDB / °CWB)											
	18.0 / 12.0		21.0 / 15.0		23.0 / 16.0		27.0 / 19.0		29.0 / 21.0		32.0 / 23.0	
(°CDB)	TC	SHC	TC	SHC	TC	SHC	TC	SHC	TC	SHC	TC	SHC
-10.0	3.66	2.06	4.14	2.35	4.36	2.70	4.67	3.04	4.99	3.32	5.15	3.80
-5.0	3.66	2.06	4.14	2.35	4.36	2.70	4.67	3.04	4.99	3.32	5.15	3.80
0.0	3.66	2.06	4.14	2.35	4.36	2.70	4.67	3.04	4.99	3.32	5.15	3.80
5.0	3.66	2.06	4.14	2.35	4.36	2.70	4.67	3.04	4.99	3.32	5.15	3.80
10.0	3.66	2.06	4.14	2.35	4.36	2.70	4.67	3.04	4.99	3.32	5.15	3.80
15.0	3.66	2.06	4.14	2.35	4.36	2.70	4.67	3.04	4.99	3.32	5.15	3.80
20.0	3.66	2.06	4.14	2.35	4.36	2.70	4.67	3.04	4.99	3.32	5.15	3.80
25.0	3.66	2.06	4.14	2.35	4.36	2.70	4.67	3.04	4.99	3.32	5.15	3.80
30.0	3.66	2.06	4.14	2.35	4.36	2.70	4.67	3.04	4.99	3.32	5.15	3.80
35.0	3.66	2.06	4.14	2.35	4.36	2.70	4.67	3.04	4.99	3.32	5.15	3.80
40.0	3.26	1.63	3.68	1.86	3.88	2.14	4.16	2.40	4.44	2.63	4.58	3.01
46.0	2.82	1.22	3.19	1.39	3.36	1.60	3.60	1.80	3.84	1.97	3.96	2.26

Model: ASHG07KGTF

Outdoor temperature	Indoor temperature (°CDB / °CWB)											
	18.0 / 12.0		21.0 / 15.0		23.0 / 16.0		27.0 / 19.0		29.0 / 21.0		32.0 / 23.0	
(°CDB)	TC	SHC	TC	SHC	TC	SHC	TC	SHC	TC	SHC	TC	SHC
-10.0	1.96	1.10	2.22	1.26	2.34	1.45	2.50	1.63	2.67	1.78	2.76	2.04
-5.0	1.96	1.10	2.22	1.26	2.34	1.45	2.50	1.63	2.67	1.78	2.76	2.04
0.0	1.96	1.10	2.22	1.26	2.34	1.45	2.50	1.63	2.67	1.78	2.76	2.04
5.0	1.96	1.10	2.22	1.26	2.34	1.45	2.50	1.63	2.67	1.78	2.76	2.04
10.0	1.96	1.10	2.22	1.26	2.34	1.45	2.50	1.63	2.67	1.78	2.76	2.04
15.0	1.96	1.10	2.22	1.26	2.34	1.45	2.50	1.63	2.67	1.78	2.76	2.04
20.0	1.96	1.10	2.22	1.26	2.34	1.45	2.50	1.63	2.67	1.78	2.76	2.04
25.0	1.96	1.10	2.22	1.26	2.34	1.45	2.50	1.63	2.67	1.78	2.76	2.04
30.0	1.96	1.10	2.22	1.26	2.34	1.45	2.50	1.63	2.67	1.78	2.76	2.04
35.0	1.96	1.10	2.22	1.26	2.34	1.45	2.50	1.63	2.67	1.78	2.76	2.04
40.0	1.74	0.87	1.97	1.00	2.08	1.15	2.23	1.29	2.38	1.41	2.45	1.61
46.0	1.51	0.65	1.71	0.74	1.80	0.86	1.93	0.96	2.06	1.05	2.12	1.21

Model: ASHG09KGTF

Outdoor temperature	Indoor temperature (°CDB / °CWB)											
	18.0 / 12.0		21.0 / 15.0		23.0 / 16.0		27.0 / 19.0		29.0 / 21.0		32.0 / 23.0	
(°CDB)	TC	SHC	TC	SHC	TC	SHC	TC	SHC	TC	SHC	TC	SHC
-10.0	2.51	1.41	2.84	1.61	2.99	1.85	3.20	2.08	3.42	2.27	3.53	2.61
-5.0	2.51	1.41	2.84	1.61	2.99	1.85	3.20	2.08	3.42	2.27	3.53	2.61
0.0	2.51	1.41	2.84	1.61	2.99	1.85	3.20	2.08	3.42	2.27	3.53	2.61
5.0	2.51	1.41	2.84	1.61	2.99	1.85	3.20	2.08	3.42	2.27	3.53	2.61
10.0	2.51	1.41	2.84	1.61	2.99	1.85	3.20	2.08	3.42	2.27	3.53	2.61
15.0	2.51	1.41	2.84	1.61	2.99	1.85	3.20	2.08	3.42	2.27	3.53	2.61
20.0	2.51	1.41	2.84	1.61	2.99	1.85	3.20	2.08	3.42	2.27	3.53	2.61
25.0	2.51	1.41	2.84	1.61	2.99	1.85	3.20	2.08	3.42	2.27	3.53	2.61
30.0	2.51	1.41	2.84	1.61	2.99	1.85	3.20	2.08	3.42	2.27	3.53	2.61
35.0	2.51	1.41	2.84	1.61	2.99	1.85	3.20	2.08	3.42	2.27	3.53	2.61
40.0	2.23	1.12	2.52	1.27	2.66	1.47	2.85	1.65	3.04	1.80	3.14	2.06
46.0	1.93	0.84	2.18	0.95	2.30	1.10	2.46	1.23	2.63	1.35	2.72	1.55

Model: ASHG12KGTF

Outdoor temperature	Indoor temperature (°CDB / °CWB)											
	18.0 / 12.0		21.0 / 15.0		23.0 / 16.0		27.0 / 19.0		29.0 / 21.0		32.0 / 23.0	
(°CDB)	TC	SHC	TC	SHC	TC	SHC	TC	SHC	TC	SHC	TC	SHC
-10.0	3.37	1.90	3.81	2.16	4.02	2.49	4.30	2.80	4.60	3.06	4.74	3.50
-5.0	3.37	1.90	3.81	2.16	4.02	2.49	4.30	2.80	4.60	3.06	4.74	3.50
0.0	3.37	1.90	3.81	2.16	4.02	2.49	4.30	2.80	4.60	3.06	4.74	3.50
5.0	3.37	1.90	3.81	2.16	4.02	2.49	4.30	2.80	4.60	3.06	4.74	3.50
10.0	3.37	1.90	3.81	2.16	4.02	2.49	4.30	2.80	4.60	3.06	4.74	3.50
15.0	3.37	1.90	3.81	2.16	4.02	2.49	4.30	2.80	4.60	3.06	4.74	3.50
20.0	3.37	1.90	3.81	2.16	4.02	2.49	4.30	2.80	4.60	3.06	4.74	3.50
25.0	3.37	1.90	3.81	2.16	4.02	2.49	4.30	2.80	4.60	3.06	4.74	3.50
30.0	3.37	1.90	3.81	2.16	4.02	2.49	4.30	2.80	4.60	3.06	4.74	3.50
35.0	3.37	1.90	3.81	2.16	4.02	2.49	4.30	2.80	4.60	3.06	4.74	3.50
40.0	3.00	1.50	3.39	1.71	3.57	1.97	3.83	2.21	4.09	2.42	4.22	2.77
46.0	2.60	1.12	2.93	1.28	3.09	1.47	3.31	1.66	3.54	1.81	3.65	2.08

Model: ASHG14KGTF

Outdoor temperature	Indoor temperature (°CDB / °CWB)											
	18.0 / 12.0		21.0 / 15.0		23.0 / 16.0		27.0 / 19.0		29.0 / 21.0		32.0 / 23.0	
(°CDB)	TC	SHC	TC	SHC	TC	SHC	TC	SHC	TC	SHC	TC	SHC
-10.0	3.66	2.06	4.14	2.35	4.36	2.70	4.67	3.04	4.99	3.32	5.15	3.80
-5.0	3.66	2.06	4.14	2.35	4.36	2.70	4.67	3.04	4.99	3.32	5.15	3.80
0.0	3.66	2.06	4.14	2.35	4.36	2.70	4.67	3.04	4.99	3.32	5.15	3.80
5.0	3.66	2.06	4.14	2.35	4.36	2.70	4.67	3.04	4.99	3.32	5.15	3.80
10.0	3.66	2.06	4.14	2.35	4.36	2.70	4.67	3.04	4.99	3.32	5.15	3.80
15.0	3.66	2.06	4.14	2.35	4.36	2.70	4.67	3.04	4.99	3.32	5.15	3.80
20.0	3.66	2.06	4.14	2.35	4.36	2.70	4.67	3.04	4.99	3.32	5.15	3.80
25.0	3.66	2.06	4.14	2.35	4.36	2.70	4.67	3.04	4.99	3.32	5.15	3.80
30.0	3.66	2.06	4.14	2.35	4.36	2.70	4.67	3.04	4.99	3.32	5.15	3.80
35.0	3.66	2.06	4.14	2.35	4.36	2.70	4.67	3.04	4.99	3.32	5.15	3.80
40.0	3.26	1.63	3.68	1.86	3.88	2.14	4.16	2.40	4.44	2.63	4.58	3.01
46.0	2.82	1.22	3.19	1.39	3.36	1.60	3.60	1.80	3.84	1.97	3.96	2.26

Model: ASHH07KGTG

Outdoor temperature	Indoor temperature (°CDB / °CWB)											
	18.0 / 12.0		21.0 / 15.0		23.0 / 16.0		27.0 / 19.0		29.0 / 21.0		32.0 / 23.0	
(°CDB)	TC	SHC	TC	SHC	TC	SHC	TC	SHC	TC	SHC	TC	SHC
-10.0	1.96	1.10	2.22	1.26	2.34	1.45	2.50	1.63	2.67	1.78	2.76	2.04
-5.0	1.96	1.10	2.22	1.26	2.34	1.45	2.50	1.63	2.67	1.78	2.76	2.04
0.0	1.96	1.10	2.22	1.26	2.34	1.45	2.50	1.63	2.67	1.78	2.76	2.04
5.0	1.96	1.10	2.22	1.26	2.34	1.45	2.50	1.63	2.67	1.78	2.76	2.04
10.0	1.96	1.10	2.22	1.26	2.34	1.45	2.50	1.63	2.67	1.78	2.76	2.04
15.0	1.96	1.10	2.22	1.26	2.34	1.45	2.50	1.63	2.67	1.78	2.76	2.04
20.0	1.96	1.10	2.22	1.26	2.34	1.45	2.50	1.63	2.67	1.78	2.76	2.04
25.0	1.96	1.10	2.22	1.26	2.34	1.45	2.50	1.63	2.67	1.78	2.76	2.04
30.0	1.96	1.10	2.22	1.26	2.34	1.45	2.50	1.63	2.67	1.78	2.76	2.04
35.0	1.96	1.10	2.22	1.26	2.34	1.45	2.50	1.63	2.67	1.78	2.76	2.04
40.0	1.62	0.75	1.83	0.86	1.93	0.99	2.07	1.11	2.21	1.22	2.28	1.39
46.0	1.28	0.47	1.45	0.54	1.53	0.62	1.64	0.70	1.75	0.76	1.81	0.87

Model: ASHH09KGTG

Outdoor temperature	Indoor temperature (°CDB / °CWB)											
	18.0 / 12.0		21.0 / 15.0		23.0 / 16.0		27.0 / 19.0		29.0 / 21.0		32.0 / 23.0	
(°CDB)	TC	SHC	TC	SHC	TC	SHC	TC	SHC	TC	SHC	TC	SHC
-10.0	2.51	1.41	2.84	1.61	2.99	1.85	3.20	2.08	3.42	2.27	3.53	2.61
-5.0	2.51	1.41	2.84	1.61	2.99	1.85	3.20	2.08	3.42	2.27	3.53	2.61
0.0	2.51	1.41	2.84	1.61	2.99	1.85	3.20	2.08	3.42	2.27	3.53	2.61
5.0	2.51	1.41	2.84	1.61	2.99	1.85	3.20	2.08	3.42	2.27	3.53	2.61
10.0	2.51	1.41	2.84	1.61	2.99	1.85	3.20	2.08	3.42	2.27	3.53	2.61
15.0	2.51	1.41	2.84	1.61	2.99	1.85	3.20	2.08	3.42	2.27	3.53	2.61
20.0	2.51	1.41	2.84	1.61	2.99	1.85	3.20	2.08	3.42	2.27	3.53	2.61
25.0	2.51	1.41	2.84	1.61	2.99	1.85	3.20	2.08	3.42	2.27	3.53	2.61
30.0	2.51	1.41	2.84	1.61	2.99	1.85	3.20	2.08	3.42	2.27	3.53	2.61
35.0	2.51	1.41	2.84	1.61	2.99	1.85	3.20	2.08	3.42	2.27	3.53	2.61
40.0	2.08	0.97	2.35	1.10	2.47	1.27	2.65	1.42	2.83	1.56	2.92	1.79
46.0	1.64	0.61	1.86	0.69	1.96	0.79	2.10	0.89	2.24	0.98	2.31	1.12

Model: ASHH12KGTG

Outdoor temperature	Indoor temperature (°CDB / °CWB)											
	18.0 / 12.0		21.0 / 15.0		23.0 / 16.0		27.0 / 19.0		29.0 / 21.0		32.0 / 23.0	
(°CDB)	TC	SHC	TC	SHC	TC	SHC	TC	SHC	TC	SHC	TC	SHC
-10.0	3.37	1.90	3.81	2.16	4.02	2.49	4.30	2.80	4.60	3.06	4.74	3.50
-5.0	3.37	1.90	3.81	2.16	4.02	2.49	4.30	2.80	4.60	3.06	4.74	3.50
0.0	3.37	1.90	3.81	2.16	4.02	2.49	4.30	2.80	4.60	3.06	4.74	3.50
5.0	3.37	1.90	3.81	2.16	4.02	2.49	4.30	2.80	4.60	3.06	4.74	3.50
10.0	3.37	1.90	3.81	2.16	4.02	2.49	4.30	2.80	4.60	3.06	4.74	3.50
15.0	3.37	1.90	3.81	2.16	4.02	2.49	4.30	2.80	4.60	3.06	4.74	3.50
20.0	3.37	1.90	3.81	2.16	4.02	2.49	4.30	2.80	4.60	3.06	4.74	3.50
25.0	3.37	1.90	3.81	2.16	4.02	2.49	4.30	2.80	4.60	3.06	4.74	3.50
30.0	3.37	1.90	3.81	2.16	4.02	2.49	4.30	2.80	4.60	3.06	4.74	3.50
35.0	3.37	1.90	3.81	2.16	4.02	2.49	4.30	2.80	4.60	3.06	4.74	3.50
40.0	2.79	1.30	3.15	1.48	3.32	1.70	3.56	1.91	3.80	2.09	3.92	2.40
46.0	2.21	0.81	2.50	0.93	2.63	1.07	2.82	1.20	3.01	1.31	3.11	1.50

Model: ASHH14KGTG

Outdoor temperature	Indoor temperature (°CDB / °CWB)											
	18.0 / 12.0		21.0 / 15.0		23.0 / 16.0		27.0 / 19.0		29.0 / 21.0		32.0 / 23.0	
(°CDB)	TC	SHC	TC	SHC	TC	SHC	TC	SHC	TC	SHC	TC	SHC
-10.0	3.92	2.20	4.43	2.51	4.67	2.89	5.00	3.25	5.35	3.55	5.51	4.07
-5.0	3.92	2.20	4.43	2.51	4.67	2.89	5.00	3.25	5.35	3.55	5.51	4.07
0.0	3.92	2.20	4.43	2.51	4.67	2.89	5.00	3.25	5.35	3.55	5.51	4.07
5.0	3.92	2.20	4.43	2.51	4.67	2.89	5.00	3.25	5.35	3.55	5.51	4.07
10.0	3.92	2.20	4.43	2.51	4.67	2.89	5.00	3.25	5.35	3.55	5.51	4.07
15.0	3.92	2.20	4.43	2.51	4.67	2.89	5.00	3.25	5.35	3.55	5.51	4.07
20.0	3.92	2.20	4.43	2.51	4.67	2.89	5.00	3.25	5.35	3.55	5.51	4.07
25.0	3.92	2.20	4.43	2.51	4.67	2.89	5.00	3.25	5.35	3.55	5.51	4.07
30.0	3.92	2.20	4.43	2.51	4.67	2.89	5.00	3.25	5.35	3.55	5.51	4.07
35.0	3.92	2.20	4.43	2.51	4.67	2.89	5.00	3.25	5.35	3.55	5.51	4.07
40.0	3.24	1.51	3.67	1.72	3.87	1.98	4.14	2.23	4.42	2.43	4.56	2.79
46.0	2.57	0.95	2.90	1.08	3.06	1.24	3.28	1.40	3.50	1.53	3.61	1.75

Model: ASHH07KGTH

Outdoor temperature	Indoor temperature (°CDB / °CWB)											
	18.0 / 12.0		21.0 / 15.0		23.0 / 16.0		27.0 / 19.0		29.0 / 21.0		32.0 / 23.0	
(°CDB)	TC	SHC	TC	SHC	TC	SHC	TC	SHC	TC	SHC	TC	SHC
-10.0	1.96	1.10	2.22	1.26	2.34	1.45	2.50	1.63	2.67	1.78	2.76	2.04
-5.0	1.96	1.10	2.22	1.26	2.34	1.45	2.50	1.63	2.67	1.78	2.76	2.04
0.0	1.96	1.10	2.22	1.26	2.34	1.45	2.50	1.63	2.67	1.78	2.76	2.04
5.0	1.96	1.10	2.22	1.26	2.34	1.45	2.50	1.63	2.67	1.78	2.76	2.04
10.0	1.96	1.10	2.22	1.26	2.34	1.45	2.50	1.63	2.67	1.78	2.76	2.04
15.0	1.96	1.10	2.22	1.26	2.34	1.45	2.50	1.63	2.67	1.78	2.76	2.04
20.0	1.96	1.10	2.22	1.26	2.34	1.45	2.50	1.63	2.67	1.78	2.76	2.04
25.0	1.96	1.10	2.22	1.26	2.34	1.45	2.50	1.63	2.67	1.78	2.76	2.04
30.0	1.96	1.10	2.22	1.26	2.34	1.45	2.50	1.63	2.67	1.78	2.76	2.04
35.0	1.96	1.10	2.22	1.26	2.34	1.45	2.50	1.63	2.67	1.78	2.76	2.04
40.0	1.62	0.75	1.83	0.86	1.93	0.99	2.07	1.11	2.21	1.22	2.28	1.39
46.0	1.28	0.47	1.45	0.54	1.53	0.62	1.64	0.70	1.75	0.76	1.81	0.87

Model: ASHH09KGTH

Outdoor temperature	Indoor temperature (°CDB / °CWB)											
	18.0 / 12.0		21.0 / 15.0		23.0 / 16.0		27.0 / 19.0		29.0 / 21.0		32.0 / 23.0	
(°CDB)	TC	SHC	TC	SHC	TC	SHC	TC	SHC	TC	SHC	TC	SHC
-10.0	2.51	1.41	2.84	1.61	2.99	1.85	3.20	2.08	3.42	2.27	3.53	2.61
-5.0	2.51	1.41	2.84	1.61	2.99	1.85	3.20	2.08	3.42	2.27	3.53	2.61
0.0	2.51	1.41	2.84	1.61	2.99	1.85	3.20	2.08	3.42	2.27	3.53	2.61
5.0	2.51	1.41	2.84	1.61	2.99	1.85	3.20	2.08	3.42	2.27	3.53	2.61
10.0	2.51	1.41	2.84	1.61	2.99	1.85	3.20	2.08	3.42	2.27	3.53	2.61
15.0	2.51	1.41	2.84	1.61	2.99	1.85	3.20	2.08	3.42	2.27	3.53	2.61
20.0	2.51	1.41	2.84	1.61	2.99	1.85	3.20	2.08	3.42	2.27	3.53	2.61
25.0	2.51	1.41	2.84	1.61	2.99	1.85	3.20	2.08	3.42	2.27	3.53	2.61
30.0	2.51	1.41	2.84	1.61	2.99	1.85	3.20	2.08	3.42	2.27	3.53	2.61
35.0	2.51	1.41	2.84	1.61	2.99	1.85	3.20	2.08	3.42	2.27	3.53	2.61
40.0	2.08	0.97	2.35	1.10	2.47	1.27	2.65	1.42	2.83	1.56	2.92	1.79
46.0	1.64	0.61	1.86	0.69	1.96	0.79	2.10	0.89	2.24	0.98	2.31	1.12

Model: ASHH12KGTH

Outdoor temperature	Indoor temperature (°CDB / °CWB)											
	18.0 / 12.0		21.0 / 15.0		23.0 / 16.0		27.0 / 19.0		29.0 / 21.0		32.0 / 23.0	
(°CDB)	TC	SHC	TC	SHC	TC	SHC	TC	SHC	TC	SHC	TC	SHC
-10.0	3.37	1.90	3.81	2.16	4.02	2.49	4.30	2.80	4.60	3.06	4.74	3.50
-5.0	3.37	1.90	3.81	2.16	4.02	2.49	4.30	2.80	4.60	3.06	4.74	3.50
0.0	3.37	1.90	3.81	2.16	4.02	2.49	4.30	2.80	4.60	3.06	4.74	3.50
5.0	3.37	1.90	3.81	2.16	4.02	2.49	4.30	2.80	4.60	3.06	4.74	3.50
10.0	3.37	1.90	3.81	2.16	4.02	2.49	4.30	2.80	4.60	3.06	4.74	3.50
15.0	3.37	1.90	3.81	2.16	4.02	2.49	4.30	2.80	4.60	3.06	4.74	3.50
20.0	3.37	1.90	3.81	2.16	4.02	2.49	4.30	2.80	4.60	3.06	4.74	3.50
25.0	3.37	1.90	3.81	2.16	4.02	2.49	4.30	2.80	4.60	3.06	4.74	3.50
30.0	3.37	1.90	3.81	2.16	4.02	2.49	4.30	2.80	4.60	3.06	4.74	3.50
35.0	3.37	1.90	3.81	2.16	4.02	2.49	4.30	2.80	4.60	3.06	4.74	3.50
40.0	2.79	1.30	3.15	1.48	3.32	1.70	3.56	1.91	3.80	2.09	3.92	2.40
46.0	2.21	0.81	2.50	0.93	2.63	1.07	2.82	1.20	3.01	1.31	3.11	1.50

Model: ASHH14KGTH

Outdoor temperature	Indoor temperature (°CDB / °CWB)											
	18.0 / 12.0		21.0 / 15.0		23.0 / 16.0		27.0 / 19.0		29.0 / 21.0		32.0 / 23.0	
(°CDB)	TC	SHC	TC	SHC	TC	SHC	TC	SHC	TC	SHC	TC	SHC
-10.0	3.92	2.20	4.43	2.51	4.67	2.89	5.00	3.25	5.35	3.55	5.51	4.07
-5.0	3.92	2.20	4.43	2.51	4.67	2.89	5.00	3.25	5.35	3.55	5.51	4.07
0.0	3.92	2.20	4.43	2.51	4.67	2.89	5.00	3.25	5.35	3.55	5.51	4.07
5.0	3.92	2.20	4.43	2.51	4.67	2.89	5.00	3.25	5.35	3.55	5.51	4.07
10.0	3.92	2.20	4.43	2.51	4.67	2.89	5.00	3.25	5.35	3.55	5.51	4.07
15.0	3.92	2.20	4.43	2.51	4.67	2.89	5.00	3.25	5.35	3.55	5.51	4.07
20.0	3.92	2.20	4.43	2.51	4.67	2.89	5.00	3.25	5.35	3.55	5.51	4.07
25.0	3.92	2.20	4.43	2.51	4.67	2.89	5.00	3.25	5.35	3.55	5.51	4.07
30.0	3.92	2.20	4.43	2.51	4.67	2.89	5.00	3.25	5.35	3.55	5.51	4.07
35.0	3.92	2.20	4.43	2.51	4.67	2.89	5.00	3.25	5.35	3.55	5.51	4.07
40.0	3.24	1.51	3.67	1.72	3.87	1.98	4.14	2.23	4.42	2.43	4.56	2.79
46.0	2.57	0.95	2.90	1.08	3.06	1.24	3.28	1.40	3.50	1.53	3.61	1.75

Model: ASHH05KNCA

Outdoor temperature	Indoor temperature (°CDB / °CWB)											
	18.0 / 12.0		21.0 / 15.0		23.0 / 16.0		27.0 / 19.0		29.0 / 21.0		32.0 / 23.0	
(°CDB)	TC	SHC	TC	SHC	TC	SHC	TC	SHC	TC	SHC	TC	SHC
-10.0	1.41	0.79	1.59	0.90	1.68	1.04	1.80	1.17	1.92	1.28	1.98	1.47
-5.0	1.41	0.79	1.59	0.90	1.68	1.04	1.80	1.17	1.92	1.28	1.98	1.47
0.0	1.41	0.79	1.59	0.90	1.68	1.04	1.80	1.17	1.92	1.28	1.98	1.47
5.0	1.41	0.79	1.59	0.90	1.68	1.04	1.80	1.17	1.92	1.28	1.98	1.47
10.0	1.41	0.79	1.59	0.90	1.68	1.04	1.80	1.17	1.92	1.28	1.98	1.47
15.0	1.41	0.79	1.59	0.90	1.68	1.04	1.80	1.17	1.92	1.28	1.98	1.47
20.0	1.41	0.79	1.59	0.90	1.68	1.04	1.80	1.17	1.92	1.28	1.98	1.47
25.0	1.41	0.79	1.59	0.90	1.68	1.04	1.80	1.17	1.92	1.28	1.98	1.47
30.0	1.41	0.79	1.59	0.90	1.68	1.04	1.80	1.17	1.92	1.28	1.98	1.47
35.0	1.41	0.79	1.59	0.90	1.68	1.04	1.80	1.17	1.92	1.28	1.98	1.47
40.0	1.11	0.49	1.26	0.56	1.32	0.64	1.42	0.72	1.51	0.79	1.56	0.91
46.0	0.81	0.26	0.92	0.30	0.96	0.34	1.03	0.39	1.10	0.42	1.14	0.48

Model: ASHH07KNCA

Outdoor temperature	Indoor temperature (°CDB / °CWB)											
	18.0 / 12.0		21.0 / 15.0		23.0 / 16.0		27.0 / 19.0		29.0 / 21.0		32.0 / 23.0	
(°CDB)	TC	SHC	TC	SHC	TC	SHC	TC	SHC	TC	SHC	TC	SHC
-10.0	1.96	1.10	2.22	1.26	2.34	1.45	2.50	1.63	2.67	1.78	2.76	2.04
-5.0	1.96	1.10	2.22	1.26	2.34	1.45	2.50	1.63	2.67	1.78	2.76	2.04
0.0	1.96	1.10	2.22	1.26	2.34	1.45	2.50	1.63	2.67	1.78	2.76	2.04
5.0	1.96	1.10	2.22	1.26	2.34	1.45	2.50	1.63	2.67	1.78	2.76	2.04
10.0	1.96	1.10	2.22	1.26	2.34	1.45	2.50	1.63	2.67	1.78	2.76	2.04
15.0	1.96	1.10	2.22	1.26	2.34	1.45	2.50	1.63	2.67	1.78	2.76	2.04
20.0	1.96	1.10	2.22	1.26	2.34	1.45	2.50	1.63	2.67	1.78	2.76	2.04
25.0	1.96	1.10	2.22	1.26	2.34	1.45	2.50	1.63	2.67	1.78	2.76	2.04
30.0	1.96	1.10	2.22	1.26	2.34	1.45	2.50	1.63	2.67	1.78	2.76	2.04
35.0	1.96	1.10	2.22	1.26	2.34	1.45	2.50	1.63	2.67	1.78	2.76	2.04
40.0	1.54	0.68	1.74	0.78	1.84	0.90	1.97	1.01	2.10	1.10	2.17	1.26
46.0	1.12	0.36	1.27	0.41	1.34	0.48	1.43	0.54	1.53	0.59	1.58	0.67

Model: ASHH09KNCA

Outdoor temperature	Indoor temperature (°CDB / °CWB)											
	18.0 / 12.0		21.0 / 15.0		23.0 / 16.0		27.0 / 19.0		29.0 / 21.0		32.0 / 23.0	
(°CDB)	TC	SHC	TC	SHC	TC	SHC	TC	SHC	TC	SHC	TC	SHC
-10.0	2.51	1.41	2.84	1.61	2.99	1.85	3.20	2.08	3.42	2.27	3.53	2.61
-5.0	2.51	1.41	2.84	1.61	2.99	1.85	3.20	2.08	3.42	2.27	3.53	2.61
0.0	2.51	1.41	2.84	1.61	2.99	1.85	3.20	2.08	3.42	2.27	3.53	2.61
5.0	2.51	1.41	2.84	1.61	2.99	1.85	3.20	2.08	3.42	2.27	3.53	2.61
10.0	2.51	1.41	2.84	1.61	2.99	1.85	3.20	2.08	3.42	2.27	3.53	2.61
15.0	2.51	1.41	2.84	1.61	2.99	1.85	3.20	2.08	3.42	2.27	3.53	2.61
20.0	2.51	1.41	2.84	1.61	2.99	1.85	3.20	2.08	3.42	2.27	3.53	2.61
25.0	2.51	1.41	2.84	1.61	2.99	1.85	3.20	2.08	3.42	2.27	3.53	2.61
30.0	2.51	1.41	2.84	1.61	2.99	1.85	3.20	2.08	3.42	2.27	3.53	2.61
35.0	2.51	1.41	2.84	1.61	2.99	1.85	3.20	2.08	3.42	2.27	3.53	2.61
40.0	1.97	0.87	2.23	1.00	2.35	1.15	2.52	1.29	2.69	1.41	2.78	1.61
46.0	1.44	0.46	1.63	0.53	1.72	0.61	1.84	0.69	1.96	0.75	2.02	0.86

Model: ASHH12KNCA

Outdoor temperature	Indoor temperature (°CDB / °CWB)											
	18.0 / 12.0		21.0 / 15.0		23.0 / 16.0		27.0 / 19.0		29.0 / 21.0		32.0 / 23.0	
(°CDB)	TC	SHC	TC	SHC	TC	SHC	TC	SHC	TC	SHC	TC	SHC
-10.0	2.82	1.59	3.19	1.81	3.36	2.08	3.60	2.34	3.85	2.56	3.97	2.93
-5.0	2.82	1.59	3.19	1.81	3.36	2.08	3.60	2.34	3.85	2.56	3.97	2.93
0.0	2.82	1.59	3.19	1.81	3.36	2.08	3.60	2.34	3.85	2.56	3.97	2.93
5.0	2.82	1.59	3.19	1.81	3.36	2.08	3.60	2.34	3.85	2.56	3.97	2.93
10.0	2.82	1.59	3.19	1.81	3.36	2.08	3.60	2.34	3.85	2.56	3.97	2.93
15.0	2.82	1.59	3.19	1.81	3.36	2.08	3.60	2.34	3.85	2.56	3.97	2.93
20.0	2.82	1.59	3.19	1.81	3.36	2.08	3.60	2.34	3.85	2.56	3.97	2.93
25.0	2.82	1.59	3.19	1.81	3.36	2.08	3.60	2.34	3.85	2.56	3.97	2.93
30.0	2.82	1.59	3.19	1.81	3.36	2.08	3.60	2.34	3.85	2.56	3.97	2.93
35.0	2.82	1.59	3.19	1.81	3.36	2.08	3.60	2.34	3.85	2.56	3.97	2.93
40.0	2.22	0.98	2.51	1.12	2.65	1.29	2.83	1.45	3.03	1.59	3.12	1.82
46.0	1.62	0.52	1.83	0.60	1.93	0.69	2.07	0.77	2.21	0.84	2.28	0.97

Model: ASHH05KNCH

Outdoor temperature	Indoor temperature (°CDB / °CWB)											
	18.0 / 12.0		21.0 / 15.0		23.0 / 16.0		27.0 / 19.0		29.0 / 21.0		32.0 / 23.0	
(°CDB)	TC	SHC	TC	SHC	TC	SHC	TC	SHC	TC	SHC	TC	SHC
-10.0	1.41	0.79	1.59	0.90	1.68	1.04	1.80	1.17	1.92	1.28	1.98	1.47
-5.0	1.41	0.79	1.59	0.90	1.68	1.04	1.80	1.17	1.92	1.28	1.98	1.47
0.0	1.41	0.79	1.59	0.90	1.68	1.04	1.80	1.17	1.92	1.28	1.98	1.47
5.0	1.41	0.79	1.59	0.90	1.68	1.04	1.80	1.17	1.92	1.28	1.98	1.47
10.0	1.41	0.79	1.59	0.90	1.68	1.04	1.80	1.17	1.92	1.28	1.98	1.47
15.0	1.41	0.79	1.59	0.90	1.68	1.04	1.80	1.17	1.92	1.28	1.98	1.47
20.0	1.41	0.79	1.59	0.90	1.68	1.04	1.80	1.17	1.92	1.28	1.98	1.47
25.0	1.41	0.79	1.59	0.90	1.68	1.04	1.80	1.17	1.92	1.28	1.98	1.47
30.0	1.41	0.79	1.59	0.90	1.68	1.04	1.80	1.17	1.92	1.28	1.98	1.47
35.0	1.41	0.79	1.59	0.90	1.68	1.04	1.80	1.17	1.92	1.28	1.98	1.47
40.0	1.11	0.49	1.26	0.56	1.32	0.64	1.42	0.72	1.51	0.79	1.56	0.91
46.0	0.81	0.26	0.92	0.30	0.96	0.34	1.03	0.39	1.10	0.42	1.14	0.48

Model: ASHH07KNCH

Outdoor temperature	Indoor temperature (°CDB / °CWB)											
	18.0 / 12.0		21.0 / 15.0		23.0 / 16.0		27.0 / 19.0		29.0 / 21.0		32.0 / 23.0	
(°CDB)	TC	SHC	TC	SHC	TC	SHC	TC	SHC	TC	SHC	TC	SHC
-10.0	1.96	1.10	2.22	1.26	2.34	1.45	2.50	1.63	2.67	1.78	2.76	2.04
-5.0	1.96	1.10	2.22	1.26	2.34	1.45	2.50	1.63	2.67	1.78	2.76	2.04
0.0	1.96	1.10	2.22	1.26	2.34	1.45	2.50	1.63	2.67	1.78	2.76	2.04
5.0	1.96	1.10	2.22	1.26	2.34	1.45	2.50	1.63	2.67	1.78	2.76	2.04
10.0	1.96	1.10	2.22	1.26	2.34	1.45	2.50	1.63	2.67	1.78	2.76	2.04
15.0	1.96	1.10	2.22	1.26	2.34	1.45	2.50	1.63	2.67	1.78	2.76	2.04
20.0	1.96	1.10	2.22	1.26	2.34	1.45	2.50	1.63	2.67	1.78	2.76	2.04
25.0	1.96	1.10	2.22	1.26	2.34	1.45	2.50	1.63	2.67	1.78	2.76	2.04
30.0	1.96	1.10	2.22	1.26	2.34	1.45	2.50	1.63	2.67	1.78	2.76	2.04
35.0	1.96	1.10	2.22	1.26	2.34	1.45	2.50	1.63	2.67	1.78	2.76	2.04
40.0	1.54	0.68	1.74	0.78	1.84	0.90	1.97	1.01	2.10	1.10	2.17	1.26
46.0	1.12	0.36	1.27	0.41	1.34	0.48	1.43	0.54	1.53	0.59	1.58	0.67

Model: ASHH09KNCH

Outdoor temperature	Indoor temperature (°CDB / °CWB)											
	18.0 / 12.0		21.0 / 15.0		23.0 / 16.0		27.0 / 19.0		29.0 / 21.0		32.0 / 23.0	
(°CDB)	TC	SHC	TC	SHC	TC	SHC	TC	SHC	TC	SHC	TC	SHC
-10.0	2.51	1.41	2.84	1.61	2.99	1.85	3.20	2.08	3.42	2.27	3.53	2.61
-5.0	2.51	1.41	2.84	1.61	2.99	1.85	3.20	2.08	3.42	2.27	3.53	2.61
0.0	2.51	1.41	2.84	1.61	2.99	1.85	3.20	2.08	3.42	2.27	3.53	2.61
5.0	2.51	1.41	2.84	1.61	2.99	1.85	3.20	2.08	3.42	2.27	3.53	2.61
10.0	2.51	1.41	2.84	1.61	2.99	1.85	3.20	2.08	3.42	2.27	3.53	2.61
15.0	2.51	1.41	2.84	1.61	2.99	1.85	3.20	2.08	3.42	2.27	3.53	2.61
20.0	2.51	1.41	2.84	1.61	2.99	1.85	3.20	2.08	3.42	2.27	3.53	2.61
25.0	2.51	1.41	2.84	1.61	2.99	1.85	3.20	2.08	3.42	2.27	3.53	2.61
30.0	2.51	1.41	2.84	1.61	2.99	1.85	3.20	2.08	3.42	2.27	3.53	2.61
35.0	2.51	1.41	2.84	1.61	2.99	1.85	3.20	2.08	3.42	2.27	3.53	2.61
40.0	1.97	0.87	2.23	1.00	2.35	1.15	2.52	1.29	2.69	1.41	2.78	1.61
46.0	1.44	0.46	1.63	0.53	1.72	0.61	1.84	0.69	1.96	0.75	2.02	0.86

Model: ASHH12KNCH

Outdoor temperature	Indoor temperature (°CDB / °CWB)											
	18.0 / 12.0		21.0 / 15.0		23.0 / 16.0		27.0 / 19.0		29.0 / 21.0		32.0 / 23.0	
(°CDB)	TC	SHC	TC	SHC	TC	SHC	TC	SHC	TC	SHC	TC	SHC
-10.0	2.82	1.59	3.19	1.81	3.36	2.08	3.60	2.34	3.85	2.56	3.97	2.93
-5.0	2.82	1.59	3.19	1.81	3.36	2.08	3.60	2.34	3.85	2.56	3.97	2.93
0.0	2.82	1.59	3.19	1.81	3.36	2.08	3.60	2.34	3.85	2.56	3.97	2.93
5.0	2.82	1.59	3.19	1.81	3.36	2.08	3.60	2.34	3.85	2.56	3.97	2.93
10.0	2.82	1.59	3.19	1.81	3.36	2.08	3.60	2.34	3.85	2.56	3.97	2.93
15.0	2.82	1.59	3.19	1.81	3.36	2.08	3.60	2.34	3.85	2.56	3.97	2.93
20.0	2.82	1.59	3.19	1.81	3.36	2.08	3.60	2.34	3.85	2.56	3.97	2.93
25.0	2.82	1.59	3.19	1.81	3.36	2.08	3.60	2.34	3.85	2.56	3.97	2.93
30.0	2.82	1.59	3.19	1.81	3.36	2.08	3.60	2.34	3.85	2.56	3.97	2.93
35.0	2.82	1.59	3.19	1.81	3.36	2.08	3.60	2.34	3.85	2.56	3.97	2.93
40.0	2.22	0.98	2.51	1.12	2.65	1.29	2.83	1.45	3.03	1.59	3.12	1.82
46.0	1.62	0.52	1.83	0.60	1.93	0.69	2.07	0.77	2.21	0.84	2.28	0.97

NOTES:

- TC: Total Capacity (kW), SHC: Sensible Heat Capacity (kW)
- Values mentioned in the table are based on the following conditions:
 - Pipe length: 5 m, Height difference: 0 m (Outdoor unit—Indoor unit)

● Floor type

Model: AGHG09KVCA

Outdoor temperature	Indoor temperature (°CDB / °CWB)											
	18.0 / 12.0		21.0 / 15.0		23.0 / 16.0		27.0 / 19.0		29.0 / 21.0		32.0 / 23.0	
(°CDB)	TC	SHC	TC	SHC	TC	SHC	TC	SHC	TC	SHC	TC	SHC
-10.0	2.51	1.71	2.84	1.95	2.99	2.25	3.20	2.53	3.42	2.76	3.53	3.17
-5.0	2.51	1.71	2.84	1.95	2.99	2.25	3.20	2.53	3.42	2.76	3.53	3.17
0.0	2.51	1.71	2.84	1.95	2.99	2.25	3.20	2.53	3.42	2.76	3.53	3.17
5.0	2.51	1.71	2.84	1.95	2.99	2.25	3.20	2.53	3.42	2.76	3.53	3.17
10.0	2.51	1.71	2.84	1.95	2.99	2.25	3.20	2.53	3.42	2.76	3.53	3.17
15.0	2.51	1.71	2.84	1.95	2.99	2.25	3.20	2.53	3.42	2.76	3.53	3.17
20.0	2.51	1.71	2.84	1.95	2.99	2.25	3.20	2.53	3.42	2.76	3.53	3.17
25.0	2.51	1.71	2.84	1.95	2.99	2.25	3.20	2.53	3.42	2.76	3.53	3.17
30.0	2.51	1.71	2.84	1.95	2.99	2.25	3.20	2.53	3.42	2.76	3.53	3.17
35.0	2.51	1.71	2.84	1.95	2.99	2.25	3.20	2.53	3.42	2.76	3.53	3.17
40.0	2.23	1.36	2.52	1.55	2.66	1.78	2.85	2.00	3.04	2.19	3.14	2.51
46.0	1.93	1.02	2.18	1.16	2.30	1.33	2.46	1.50	2.63	1.64	2.72	1.88

Model: AGHG12KVCA

Outdoor temperature	Indoor temperature (°CDB / °CWB)											
	18.0 / 12.0		21.0 / 15.0		23.0 / 16.0		27.0 / 19.0		29.0 / 21.0		32.0 / 23.0	
(°CDB)	TC	SHC	TC	SHC	TC	SHC	TC	SHC	TC	SHC	TC	SHC
-10.0	3.37	2.16	3.81	2.46	4.02	2.83	4.30	3.18	4.60	3.48	4.74	3.99
-5.0	3.37	2.16	3.81	2.46	4.02	2.83	4.30	3.18	4.60	3.48	4.74	3.99
0.0	3.37	2.16	3.81	2.46	4.02	2.83	4.30	3.18	4.60	3.48	4.74	3.99
5.0	3.37	2.16	3.81	2.46	4.02	2.83	4.30	3.18	4.60	3.48	4.74	3.99
10.0	3.37	2.16	3.81	2.46	4.02	2.83	4.30	3.18	4.60	3.48	4.74	3.99
15.0	3.37	2.16	3.81	2.46	4.02	2.83	4.30	3.18	4.60	3.48	4.74	3.99
20.0	3.37	2.16	3.81	2.46	4.02	2.83	4.30	3.18	4.60	3.48	4.74	3.99
25.0	3.37	2.16	3.81	2.46	4.02	2.83	4.30	3.18	4.60	3.48	4.74	3.99
30.0	3.37	2.16	3.81	2.46	4.02	2.83	4.30	3.18	4.60	3.48	4.74	3.99
35.0	3.37	2.16	3.81	2.46	4.02	2.83	4.30	3.18	4.60	3.48	4.74	3.99
40.0	3.00	1.71	3.39	1.95	3.57	2.24	3.83	2.52	4.09	2.76	4.22	3.16
46.0	2.60	1.28	2.93	1.46	3.09	1.68	3.31	1.89	3.54	2.06	3.65	2.36

Model: AGHG14KVCA

Outdoor temperature	Indoor temperature (°CDB / °CWB)											
	18.0 / 12.0		21.0 / 15.0		23.0 / 16.0		27.0 / 19.0		29.0 / 21.0		32.0 / 23.0	
(°CDB)	TC	SHC	TC	SHC	TC	SHC	TC	SHC	TC	SHC	TC	SHC
-10.0	3.66	2.28	4.14	2.60	4.36	2.99	4.67	3.36	4.99	3.68	5.15	4.21
-5.0	3.66	2.28	4.14	2.60	4.36	2.99	4.67	3.36	4.99	3.68	5.15	4.21
0.0	3.66	2.28	4.14	2.60	4.36	2.99	4.67	3.36	4.99	3.68	5.15	4.21
5.0	3.66	2.28	4.14	2.60	4.36	2.99	4.67	3.36	4.99	3.68	5.15	4.21
10.0	3.66	2.28	4.14	2.60	4.36	2.99	4.67	3.36	4.99	3.68	5.15	4.21
15.0	3.66	2.28	4.14	2.60	4.36	2.99	4.67	3.36	4.99	3.68	5.15	4.21
20.0	3.66	2.28	4.14	2.60	4.36	2.99	4.67	3.36	4.99	3.68	5.15	4.21
25.0	3.66	2.28	4.14	2.60	4.36	2.99	4.67	3.36	4.99	3.68	5.15	4.21
30.0	3.66	2.28	4.14	2.60	4.36	2.99	4.67	3.36	4.99	3.68	5.15	4.21
35.0	3.66	2.28	4.14	2.60	4.36	2.99	4.67	3.36	4.99	3.68	5.15	4.21
40.0	3.26	1.81	3.68	2.06	3.88	2.37	4.16	2.66	4.44	2.91	4.58	3.34
46.0	2.82	1.35	3.19	1.54	3.36	1.77	3.60	1.99	3.84	2.18	3.96	2.50

NOTES:

- TC: Total Capacity (kW), SHC: Sensible Heat Capacity (kW)
- Values mentioned in the table are based on the following conditions:
 - Pipe length: 5 m, Height difference: 0 m (Outdoor unit—Indoor unit)

Model: AOHG24KBTA3

OUTDOOR UNIT
AOHG18-24KBTA3

OUTDOOR UNIT
AOHG18-24KBTA3

Indoor unit connect- ing capacity	Outdoor temperature	Indoor temperature											
		18.0 °CDB		21.0 °CDB		23.0 °CDB		27.0 °CDB		29.0 °CDB		32.0 °CDB	
		12.0 °CWB		15.0 °CWB		16.0 °CWB		19.0 °CWB		21.0 °CWB		23.0 °CWB	
kBtu/h	°CDB	TC	IP	TC	IP	TC	IP	TC	IP	TC	IP	TC	IP
36	-10.0	6.66	1.23	7.53	1.25	7.94	1.26	8.50	1.27	9.09	1.29	9.37	1.30
	0.0	6.66	1.46	7.53	1.49	7.94	1.50	8.50	1.52	9.09	1.54	9.37	1.55
	5.0	6.66	1.56	7.53	1.59	7.94	1.60	8.50	1.62	9.09	1.64	9.37	1.65
	10.0	6.66	1.70	7.53	1.73	7.94	1.74	8.50	1.76	9.09	1.78	9.37	1.79
	15.0	6.66	1.56	7.53	1.59	7.94	1.60	8.50	1.62	9.09	1.64	9.37	1.65
	20.0	6.66	1.47	7.53	1.49	7.94	1.51	8.50	1.52	9.09	1.54	9.37	1.55
	25.0	6.66	1.80	7.53	1.83	7.94	1.84	8.50	1.87	9.09	1.89	9.37	1.90
	30.0	6.66	2.07	7.53	2.10	7.94	2.12	8.50	2.15	9.09	2.17	9.37	2.18
	35.0	6.66	2.57	7.53	2.61	7.94	2.64	8.50	2.67	9.09	2.70	9.37	2.71
35	40.0	5.47	2.12	6.18	2.16	6.52	2.17	6.98	2.20	7.46	2.22	7.69	2.24
	46.0	4.28	1.67	4.83	1.70	5.09	1.71	5.45	1.73	5.83	1.75	6.01	1.76
	-10.0	6.66	1.23	7.53	1.25	7.94	1.26	8.50	1.27	9.09	1.29	9.37	1.30
	0.0	6.66	1.46	7.53	1.49	7.94	1.50	8.50	1.52	9.09	1.54	9.37	1.55
	5.0	6.66	1.56	7.53	1.59	7.94	1.60	8.50	1.62	9.09	1.64	9.37	1.65
	10.0	6.66	1.70	7.53	1.73	7.94	1.74	8.50	1.76	9.09	1.78	9.37	1.79
	15.0	6.66	1.56	7.53	1.59	7.94	1.60	8.50	1.62	9.09	1.64	9.37	1.65
	20.0	6.66	1.47	7.53	1.49	7.94	1.51	8.50	1.52	9.09	1.54	9.37	1.55
	25.0	6.66	1.80	7.53	1.83	7.94	1.84	8.50	1.87	9.09	1.89	9.37	1.90
34	30.0	6.66	2.07	7.53	2.10	7.94	2.12	8.50	2.15	9.09	2.17	9.37	2.18
	35.0	6.66	2.57	7.53	2.61	7.94	2.64	8.50	2.67	9.09	2.70	9.37	2.71
	40.0	5.47	2.12	6.18	2.16	6.52	2.17	6.98	2.20	7.46	2.22	7.69	2.24
	46.0	4.28	1.67	4.83	1.70	5.09	1.71	5.45	1.73	5.83	1.75	6.01	1.76
	-10.0	6.66	1.23	7.53	1.25	7.94	1.26	8.50	1.27	9.09	1.29	9.37	1.30
	0.0	6.66	1.46	7.53	1.49	7.94	1.50	8.50	1.52	9.09	1.54	9.37	1.55
	5.0	6.66	1.56	7.53	1.59	7.94	1.60	8.50	1.62	9.09	1.64	9.37	1.65
	10.0	6.66	1.70	7.53	1.73	7.94	1.74	8.50	1.76	9.09	1.78	9.37	1.79
	15.0	6.66	1.56	7.53	1.59	7.94	1.60	8.50	1.62	9.09	1.64	9.37	1.65
33	20.0	6.66	1.47	7.53	1.49	7.94	1.51	8.50	1.52	9.09	1.54	9.37	1.55
	25.0	6.66	1.80	7.53	1.83	7.94	1.84	8.50	1.87	9.09	1.89	9.37	1.90
	30.0	6.66	2.07	7.53	2.10	7.94	2.12	8.50	2.15	9.09	2.17	9.37	2.18
	35.0	6.66	2.57	7.53	2.61	7.94	2.64	8.50	2.67	9.09	2.70	9.37	2.71
	40.0	5.47	2.12	6.18	2.16	6.52	2.17	6.98	2.20	7.46	2.22	7.69	2.24
	46.0	4.28	1.67	4.83	1.70	5.09	1.71	5.45	1.73	5.83	1.75	6.01	1.76
	-10.0	6.66	1.23	7.53	1.25	7.94	1.26	8.50	1.27	9.09	1.29	9.37	1.30
	0.0	6.66	1.46	7.53	1.49	7.94	1.50	8.50	1.52	9.09	1.54	9.37	1.55
	5.0	6.66	1.56	7.53	1.59	7.94	1.60	8.50	1.62	9.09	1.64	9.37	1.65
32	10.0	6.66	1.70	7.53	1.73	7.94	1.74	8.50	1.76	9.09	1.78	9.37	1.79
	15.0	6.66	1.56	7.53	1.59	7.94	1.60	8.50	1.62	9.09	1.64	9.37	1.65
	20.0	6.66	1.47	7.53	1.49	7.94	1.51	8.50	1.52	9.09	1.54	9.37	1.55
	25.0	6.66	1.80	7.53	1.83	7.94	1.84	8.50	1.87	9.09	1.89	9.37	1.90
	30.0	6.66	2.07	7.53	2.10	7.94	2.12	8.50	2.15	9.09	2.17	9.37	2.18
	35.0	6.66	2.57	7.53	2.61	7.94	2.64	8.50	2.67	9.09	2.70	9.37	2.71
	40.0	5.47	2.12	6.18	2.16	6.52	2.17	6.98	2.20	7.46	2.22	7.69	2.24
	46.0	4.28	1.67	4.83	1.70	5.09	1.71	5.45	1.73	5.83	1.75	6.01	1.76
	-10.0	6.66	1.23	7.53	1.25	7.94	1.26	8.50	1.27	9.09	1.29	9.37	1.30
31	0.0	6.66	1.46	7.53	1.49	7.94	1.50	8.50	1.52	9.09	1.54	9.37	1.55
	5.0	6.66	1.56	7.53	1.59	7.94	1.60	8.50	1.62	9.09	1.64	9.37	1.65
	10.0	6.66	1.70	7.53	1.73	7.94	1.74	8.50	1.76	9.09	1.78	9.37	1.79
	15.0	6.66	1.56	7.53	1.59	7.94	1.60	8.50	1.62	9.09	1.64	9.37	1.65
	20.0	6.66	1.47	7.53	1.49	7.94	1.51	8.50	1.52	9.09	1.54	9.37	1.55
	25.0	6.66	1.80	7.53	1.83	7.94	1.84	8.50	1.87	9.09	1.89	9.37	1.90
	30.0	6.66	2.07	7.53	2.10	7.94	2.12	8.50	2.15	9.09	2.17	9.37	2.18
	35.0	6.66	2.57	7.53	2.61	7.94	2.64	8.50	2.67	9.09	2.70	9.37	2.71
	40.0	5.47	2.12	6.18	2.16	6.52	2.17	6.98	2.20	7.46	2.22	7.69	2.24
30	46.0	4.28	1.67	4.83	1.70	5.09	1.71	5.45	1.73	5.83	1.75	6.01	1.76
	-10.0	6.66	1.23	7.53	1.25	7.94	1.26	8.50	1.27	9.09	1.29	9.37	1.30
	0.0	6.66	1.46	7.53	1.49	7.94	1.50	8.50	1.52	9.09	1.54	9.37	1.55
	5.0	6.66	1.56	7.53	1.59	7.94	1.60	8.50	1.62	9.09	1.64	9.37	1.65
	10.0	6.66	1.70	7.53	1.73	7.94	1.74	8.50	1.76	9.09	1.78	9.37	1.79
	15.0	6.66	1.56	7.53	1.59	7.94	1.60	8.50	1.62	9.09	1.64	9.37	1.65
	20.0	6.66	1.47	7.53	1.49	7.94	1.51	8.50	1.52	9.09	1.54	9.37	1.55
	25.0	6.66	1.80	7.53	1.83	7.94	1.84	8.50	1.87	9.09	1.89	9.37	1.90
	30.0	6.66	2.07	7.53	2.10	7.94	2.12	8.50	2.15	9.09	2.17	9.37	2.18
	35.0	6.66	2.57	7.53	2.61	7.94	2.64	8.50	2.67	9.09	2.70	9.37	2.71
	40.0	5.47	2.12	6.18	2.16	6.52	2.17	6.98	2.20	7.46	2.22	7.69	2.24
	46.0	4.28	1.67	4.83	1.70	5.09	1.71	5.45	1.73	5.83	1.75	6.01	1.76

Indoor unit connect- ing capacity	Outdoor temperature	Indoor temperature											
		18.0 °CDB		21.0 °CDB		23.0 °CDB		27.0 °CDB		29.0 °CDB		32.0 °CDB	
		12.0 °CWB		15.0 °CWB		16.0 °CWB		19.0 °CWB		21.0 °CWB		23.0 °CWB	
kBtu/h	°CDB	TC	IP	TC	IP	TC	IP	TC	IP	TC	IP	TC	IP
29	-10.0	6.66	1.23	7.53	1.25	7.94	1.26	8.50	1.27	9.09	1.29	9.37	1.30
	0.0	6.66	1.46	7.53	1.49	7.94	1.50	8.50	1.52	9.09	1.54	9.37	1.55
	5.0	6.66	1.56	7.53	1.59	7.94	1.60	8.50	1.62	9.09	1.64	9.37	1.65
	10.0	6.66	1.70	7.53	1.73	7.94	1.74	8.50	1.76	9.09	1.78	9.37	1.79
	15.0	6.66	1.56	7.53	1.59	7.94	1.60	8.50	1.62	9.09	1.64	9.37	1.65
	20.0	6.66	1.47	7.53	1.49	7.94	1.51	8.50	1.52	9.09	1.54	9.37	1.55
	25.0	6.66	1.80	7.53	1.83	7.94	1.84	8.50	1.87	9.09	1.89	9.37	1.90
	30.0	6.66	2.07	7.53	2.10	7.94	2.12	8.50	2.15	9.09	2.17	9.37	2.18
	35.0	6.66	2.57	7.53	2.61	7.94	2.64	8.50	2.67	9.09	2.70	9.37	2.71
	40.0	5.47	2.12	6.18	2.16	6.52	2.17	6.98	2.20	7.46	2.22	7.69	2.24
28	46.0	4.28	1.67	4.83	1.70	5.09	1.71	5.45	1.73	5.83	1.75	6.01	1.76
	-10.0	6.66	1.23	7.53	1.25	7.94	1.26	8.50	1.27	9.09	1.29	9.37	1.30
	0.0	6.66	1.46	7.53	1.49	7.94	1.50	8.50	1.52	9.09	1.54	9.37	1.55
	5.0	6.66	1.56	7.53	1.59	7.94	1.60	8.50	1.62	9.09	1.64	9.37	1.65
	10.0	6.66	1.70	7.53	1.73	7.94	1.74	8.50	1.76	9.09	1.78	9.37	1.79
	15.0	6.66	1.56	7.53	1.59	7.94	1.60	8.50	1.62	9.09	1.64	9.37	1.65
	20.0	6.66	1.47	7.53	1.49	7.94	1.51	8.50	1.52	9.09	1.54	9.37	1.55
	25.0	6.66	1.80	7.53	1.83	7.94	1.84	8.50	1.87	9.09	1.89	9.37	1.90
	30.0	6.66	2.07	7.53	2.10	7.94	2.12	8.50	2.15	9.09	2.17	9.37	2.18
	35.0	6.66	2.57	7.53	2.61	7.94	2.64	8.50	2.67	9.09	2.70	9.37	2.71
27	40.0	5.47	2.12	6.18	2.16	6.52	2.17	6.98	2.20	7.46	2.22	7.69	2.24
	46.0	4.28	1.67	4.83	1.70	5.09	1.71	5.45	1.73	5.83	1.75	6.01	1.76
	-10.0	6.66	1.23	7.53	1.25	7.94	1.26	8.50	1.27	9.09	1.29	9.37	1.30
	0.0	6.66	1.46	7.53	1.49	7.94	1.50	8.50	1.52	9.09	1.54	9.37	1.55
	5.0	6.66	1.56	7.53	1.59	7.94	1.60	8.50	1.62	9.09	1.64	9.37	1.65
	10.0	6.66	1.70	7.53	1.73	7.94	1.74	8.50	1.76	9.09	1.78	9.37	1.79
	15.0	6.66	1.56	7.53	1.59	7.94	1.60	8.50	1.62	9.09	1.64	9.37	1.65
	20.0	6.66	1.47	7.53	1.49	7.94	1.51	8.50	1.52	9.09	1.54	9.37	1.55
	25.0	6.66	1.80	7.53	1.83	7.94	1.84	8.50	1.87	9.09	1.89	9.37	1.90
	30.0	6.66	2.07	7.53	2.10	7.94	2.12	8.50	2.15	9.09	2.17	9.37	2.18
26	35.0	6.66	2.57	7.53	2.61	7.94	2.64	8.50	2.67	9.09	2.70	9.37	2.71
	40.0	5.47	2.12	6.18	2.16	6.52	2.17	6.98	2.20	7.46	2.22	7.69	2.24
	46.0	4.28	1.67	4.83	1.70	5.09	1.71	5.45	1.73	5.83	1.75	6.01	1.76
	-10.0	6.66	1.23	7.53	1.25	7.94	1.26	8.50	1.27	9.09	1.29	9.37	1.30
	0.0	6.66	1.46	7.53	1.49	7.94	1.50	8.50	1.52	9.09	1.54	9.37	1.55
	5.0	6.66	1.56	7.53	1.59	7.94	1.60	8.50	1.62	9.09	1.64	9.37	1.65
	10.0	6.66	1.70	7.53	1.73	7.94	1.74	8.50	1.76	9.09	1.78	9.37	1.79
	15.0	6.66	1.56	7.53	1.59	7.94	1.60	8.50	1.62	9.09	1.64	9.37	1.65
	20.0	6.66	1.47	7.53	1.49	7.94	1.51	8.50	1.52	9.09	1.54	9.37	1.55
	25.0	6.66	1.80	7.53	1.83	7.94	1.84	8.50	1.87	9.09	1.89	9.37	1.90
25	30.0	6.66	2.07	7.53	2.10	7.94	2.12	8.50	2.15	9.09	2.17	9.37	2.18
	35.0	6.66	2.57	7.53	2.61	7.94	2.64	8.50	2.67	9.09	2.70	9.37	2.71
	40.0	5.47	2.12	6.18	2.16	6.52	2.17	6.98	2.20	7.46	2.22	7.69	2.24
	46.0	4.28	1.67	4.83	1.70	5.09	1.71	5.45	1.73	5.83	1.75	6.01	1.76
	-10.0	6.66	1.23	7.53	1.25	7.94	1.26	8.50	1.27	9.09	1.29	9.37	1.30
	0.0	6.66	1.46	7.53	1.49	7.94	1.50	8.50	1.52	9.09	1.54	9.37	1.55
	5.0	6.66	1.56	7.53	1.59	7.94	1.60	8.50	1.62	9.09	1.64	9.37	1.65
	10.0	6.66	1.70	7.53	1.73	7.94	1.74	8.50	1.76	9.09	1.78	9.37	1.79
	15.0	6.66	1.56	7.53	1.59	7.94	1.60	8.50	1.62	9.09	1.64	9.37	1.65
	20.0	6.66	1.47	7.53	1.49	7.94	1.51	8.50	1.52	9.09	1.54	9.37	1.55
24	25.0	6.66	1.80	7.53	1.83	7.94	1.84	8.50	1.87	9.09	1.89	9.37	1.90
	30.0	6.66	2.07	7.53	2.10	7.94	2.12	8.50	2.15	9.09	2.17	9.37	2.18
	35.0	6.66	2.57	7.53	2.61	7.94	2.64	8.50	2.67	9.09	2.70	9.37	2.71
	40.0	5.47	2.12	6.18	2.16	6.52	2.17	6.98	2.20	7.46	2.22	7.69	2.24
	46.0	4.28	1.67	4.83	1.70	5.09	1.71	5.45	1.73	5.83	1.75	6.01	1.76
	-10.0	6.66	1.23	7.53	1.25	7.94	1.26	8.50	1.27	9.09	1.29	9.37	1.30
	0.0	6.66	1.46	7.53	1.49	7.94	1.50	8.50	1.52	9.09	1.54	9.37	1.55
	5.0	6.66	1.56	7.53	1.59	7.94	1.60	8.50	1.62	9.09	1.64	9.37	1.65
	10.0	6.66	1.70	7.53	1.73	7.94	1.74	8.50	1.76	9.09	1.78	9.37	1.79
	15.0	6.66	1.56	7.53	1.59	7.94	1.60	8.50	1.62	9.09	1.64	9.37	1.65
23	20.0	6.66	1.47	7.53	1.49	7.94	1.51	8.50	1.52	9.09	1.54	9.37	1.55
	25.0	6.66	1.80	7.53	1.83	7.94	1.84	8.50	1.87	9.09	1.89	9.37	1.90
	30.0	6.66	2.07	7.53	2.10	7.94	2.12	8.50	2.15	9.09	2.17	9.37	2.18
	35.0	6.66	2.57	7.53	2.61	7.94	2.64	8.50	2.67	9.09	2.70	9.37	2.71
	40.0	5.47	2.12	6.18	2.16	6.52	2.17	6.98	2.20	7.46	2.22	7.69	2.24
	46.0	5.47	1.67	6.18	1.70	6.52	1.71	6.98	1.73	7.46	1.75	7.69	1.76
	-10.0	6.43	1.16	7.27	1.18	7.66	1.19	8.20	1.20	8.77	1.22	9.04	1.22
	0.0	6.43	1.38	7.27	1.41	7.66	1.42	8.20	1.43	8.77	1.45	9.04	1.46
	5.0	6.43	1.47	7.27	1.50	7.66	1.51	8.20	1.53	8.77	1.55	9.04	1.55
	10.0	6.43	1.60	7.27	1.63	7.66	1.64	8.20	1.66	8.77	1.68	9.04	1.69
22	15.0	6.43	1.48	7.27	1.50	7.66	1.51	8.20	1.53	8.77	1.55	9.04	1.56
	20.0	6.43	1.39	7.27	1.41	7.66	1.42	8.20	1.44	8.77	1.45	9.04	1.46
	25.0	6.43	1.70	7.27	1.73	7.66	1.74	8.20	1.76	8.77	1.78	9.04	1.79
	30.0	6.43	1.95	7.27	1.99	7.66	2.00	8.20	2.02	8.77	2.05	9.04	2.06
	35.0	6.43	2.42	7.27	2.47	7.66	2.49	8.20	2.52	8.77	2.54	9.04	2.56
	40.0	5.28	2.00	5.96	2.04	6.29	2.05	6.73	2.08	7.20	2.10	7.42	2.11
	46.0	5.28	1.58	5.96	1.60	6.29	1.62	6.73	1.64	7.20	1.65	7.42	1.66
	-10.0	5.88	1.04	6.65	1.06	7.01	1.07	7.50	1.08	8.02	1.09	8.27	1.10
	0.0	5.88	1.24	6.65	1.26	7.01	1.27	7.50	1.29	8.02	1.30	8.27	1.31
	5.0	5.88	1.32	6.65	1.35	7.01	1.36	7.50	1.37	8.02	1.39	8.27	1.39
21	10.0	5.88	1.44	6.65	1.46	7.01	1.47	7.50	1.49	8.02	1.51	8.27	1.51
	15.0	5.88	1.32	6.65	1.35	7.01	1.36	7.50	1.37	8.02	1.39	8.27	1.40
	20.0	5.88	1.24	6.65	1.27	7.01	1.28	7.50	1.29	8.02	1.30	8.27	1.31
	25.0	5.88	1.52	6.65	1.55	7.01	1.56	7.50	1.58	8.02	1.60	8.27	1.61
	30.0	5.88	1.75	6.65	1.78	7.01	1.80	7.50	1.82	8.02	1.84	8.27	1.85
	35.0	6.19	2.18	7.00	2.22	7.38	2.24	7.90	2.26	8.45	2.29	8.71	2.30
	40.0	4.83	1.79	5.45	1.83	5.75	1.84	6.16	1.86	6.58	1.88	6.78	1.89
	46.0	4.83	1.41	5.45	1.44	5.75	1.45	6.16	1.47	6.58	1.48	6.78	1.49

Indoor unit connect- ing capacity	Outdoor temperature	Indoor temperature											
		18.0 °CDB		21.0 °CDB		23.0 °CDB		27.0 °CDB		29.0 °CDB		32.0 °CDB	
		12.0 °CWB		15.0 °CWB		16.0 °CWB		19.0 °CWB		21.0 °CWB		23.0 °CWB	
kBtu/h	°CDB	TC	IP	TC	IP	TC	IP	TC	IP	TC	IP	TC	IP
21	-10.0	5.88	1.04	6.65	1.06	7.01	1.07	7.50	1.08	8.02	1.09	8.27	1.10
	0.0	5.88	1.24	6.65	1.26	7.01	1.27	7.50	1.29	8.02	1.30	8.27	1.31
	5.0	5.88	1.32	6.65	1.35	7.01	1.36	7.50	1.37	8.02	1.39	8.27	1.39
	10.0	5.88	1.44	6.65	1.46	7.01	1.47	7.50	1.49	8.02	1.51	8.27	1.51
	15.0	5.88	1.32	6.65	1.35	7.01	1.36	7.50	1.37	8.02	1.39	8.27	1.40
	20.0	5.88	1.24	6.65	1.27	7.01	1.28	7.50	1.29	8.02	1.30	8.27	1.31
	25.0	5.88	1.52	6.65	1.55	7.01	1.56	7.50	1.58	8.02	1.60	8.27	1.61
	30.0	5.88	1.75	6.65	1.78	7.01	1.80	7.50	1.82	8.02	1.84	8.27	1.85
	35.0	5.88	2.18	6.65	2.21	7.01	2.23	7.50	2.26	8.02	2.28	8.27	2.29
	40.0	4.83	1.79	5.45	1.83	5.75	1.84	6.16	1.86	6.58	1.88	6.78	1.89
19	46.0	4.83	1.41	5.45	1.44	5.75	1.45	6.16	1.47	6.58	1.48	6.78	1.49
	-10.0	5.33	0.92	6.02	0.94	6.35	0.94	6.80	0.96	7.27	0.97	7.49	0.97
	0.0	5.33	1.10	6.02	1.12	6.35	1.13	6.80	1.14	7.27	1.15	7.49	1.16
	5.0	5.33	1.17	6.02	1.19	6.35	1.20	6.80	1.21	7.27	1.23	7.49	1.23
	10.0	5.33	1.27	6.02	1.29	6.35	1.30	6.80	1.32	7.27	1.33	7.49	1.34
	15.0	5.33	1.17	6.02	1.19	6.35	1.20	6.80	1.22	7.27	1.23	7.49	1.24
	20.0	5.33	1.10	6.02	1.12	6.35	1.13	6.80	1.14	7.27	1.15	7.49	1.16
	25.0	5.33	1.35	6.02	1.37	6.35	1.38	6.80	1.40	7.27	1.41	7.49	1.42
	30.0	5.33	1.55	6.02	1.58	6.35	1.59	6.80	1.61	7.27	1.63	7.49	1.64
	35.0	5.33	1.93	6.02	1.96	6.35	1.98	6.80	2.00	7.27	2.02	7.49	2.03
18	40.0	4.38	1.59	4.95	1.62	5.21	1.63	5.58	1.65	5.97	1.67	6.15	1.68
	46.0	4.38	1.25	4.95	1.27	5.21	1.29	5.58	1.30	5.97	1.31	6.15	1.32
	-10.0	5.02	0.85	5.67	0.87	5.98	0.87	6.40	0.88	6.84	0.89	7.05	0.90
	0.0	5.02	1.02	5.67	1.03	5.98	1.04	6.40	1.05	6.84	1.07	7.05	1.07
	5.0	5.02	1.08	5.67	1.10	5.98	1.11	6.40	1.12	6.84	1.14	7.05	1.14
	10.0	5.02	1.18	5.67	1.20	5.98	1.21	6.40	1.22	6.84	1.24	7.05	1.24
	15.0	5.02	1.09	5.67	1.10	5.98	1.11	6.40	1.13	6.84	1.14	7.05	1.15
	20.0	5.02	1.02	5.67	1.04	5.98	1.05	6.40	1.06	6.84	1.07	7.05	1.08
	25.0	5.02	1.25	5.67	1.27	5.98	1.28	6.40	1.29	6.84	1.31	7.05	1.32
	30.0	5.02	1.44	5.67	1.46	5.98	1.47	6.40	1.49	6.84	1.51	7.05	1.51
17	35.0	5.02	1.78	5.67	1.81	5.98	1.83	6.40	1.85	6.84	1.87	7.05	1.88
	40.0	4.12	1.47	4.65	1.50	4.91	1.51	5.25	1.53	5.62	1.54	5.79	1.55
	46.0	4.12	1.16	4.65	1.18	4.91	1.19	5.25	1.20	5.62	1.22	5.79	1.22
	-10.0	4.78	0.82	5.40	0.83	5.70	0.84	6.10	0.85	6.52	0.86	6.72	0.86
	0.0	4.78	0.97	5.40	0.99	5.70	1.00	6.10	1.01	6.52	1.02	6.72	1.03
	5.0	4.78	1.04	5.40	1.06	5.70	1.06	6.10	1.08	6.52	1.09	6.72	1.09
	10.0	4.78	1.13	5.40	1.15	5.70	1.16	6.10	1.17	6.52	1.18	6.72	1.19
	15.0	4.78	1.04	5.40	1.06	5.70	1.07	6.10	1.08	6.52	1.09	6.72	1.10
	20.0	4.78	0.98	5.40	0.99	5.70	1.00	6.10	1.01	6.52	1.02	6.72	1.03
	25.0	4.78	1.19	5.40	1.22	5.70	1.23	6.10	1.24	6.52	1.25	6.72	1.26
16	30.0	4.78	1.37	5.40	1.40	5.70	1.41	6.10	1.43	6.52	1.44	6.72	1.45
	35.0	4.78	1.71	5.40	1.74	5.70	1.75	6.10	1.77	6.52	1.79	6.72	1.80
	40.0	3.93	1.41	4.44	1.43	4.68	1.44	5.01	1.46	5.35	1.48	5.52	1.49
	46.0	3.93	1.00	4.44	1.02	4.68	1.02	5.01	1.04	5.35	1.05	5.52	1.05
	-10.0	4.47	0.73	5.05	0.75	5.32	0.75	5.70	0.76	6.09	0.77	6.28	0.77
	0.0	4.47	0.87	5.05	0.89	5.32	0.90	5.70	0.91	6.09	0.92	6.28	0.92
	5.0	4.47	0.93	5.05	0.95	5.32	0.96	5.70	0.97	6.09	0.98	6.28	0.98
	10.0	4.47	1.01	5.05	1.03	5.32	1.04	5.70	1.05	6.09	1.06	6.28	1.07
	15.0	4.47	0.93	5.05	0.95	5.32	0.96	5.70	0.97	6.09	0.98	6.28	0.99
	20.0	4.47	0.88	5.05	0.89	5.32	0.90	5.70	0.91	6.09	0.92	6.28	0.93
15	25.0	4.47	1.07	5.05	1.09	5.32	1.10	5.70	1.11	6.09	1.13	6.28	1.13
	30.0	4.47	1.24	5.05	1.26	5.32	1.27	5.70	1.28	6.09	1.30	6.28	1.30
	35.0	4.47	1.53	5.05	1.56	5.32	1.57	5.70	1.59	6.09	1.61	6.28	1.62
	40.0	3.67	1.27	4.15	1.29	4.37	1.30	4.68	1.31	5.00	1.33	5.16	1.34
	46.0	3.67	1.00	4.15	1.02	4.37	1.02	4.68	1.04	5.00	1.05	5.16	1.05
	-10.0	4.23	0.70	4.78	0.71	5.04	0.72	5.40	0.73	5.77	0.74	5.95	0.74
	0.0	4.23	0.84	4.78	0.85	5.04	0.86	5.40	0.87	5.77	0.88	5.95	0.88
	5.0	4.23	0.89	4.78	0.91	5.04	0.91	5.40	0.92	5.77	0.93	5.95	0.94
	10.0	4.23	0.97	4.78	0.98	5.04	0.99	5.40	1.00	5.77	1.01	5.95	1.02
	15.0	4.23	0.89	4.78	0.91	5.04	0.92	5.40	0.93	5.77	0.94	5.95	0.94
14	20.0	4.23	0.84	4.78	0.85	5.04	0.86	5.40	0.87	5.77	0.88	5.95	0.88
	25.0	4.23	1.03	4.78	1.04	5.04	1.05	5.40	1.06	5.77	1.08	5.95	1.08
	30.0	4.23	1.18	4.78	1.20	5.04	1.21	5.40	1.22	5.77	1.24	5.95	1.24
	35.0	4.23	1.47	4.78	1.49	5.04	1.50	5.40	1.52	5.77	1.54	5.95	1.55
	40.0	3.48	1.21	3.93	1.23	4.14	1.24	4.43	1.25	4.74	1.27	4.88	1.28
	46.0	3.48	0.87	3.93	0.89	4.14	0.89	4.43	0.90	4.74	0.91	4.88	0.92
	-10.0	3.92	0.64	4.43	0.65	4.67	0.66	5.00	0.66	5.35	0.67	5.51	0.67
	0.0	3.92	0.76	4.43	0.78	4.67	0.78	5.00	0.79	5.35	0.80	5.51	0.80
	5.0	3.92	0.81	4.43	0.83	4.67	0.83	5.00	0.84	5.35	0.85	5.51	0.86
	10.0	3.92	0.88	4.43	0.90	4.67	0.91	5.00	0.92	5.35	0.93	5.51	0.93
14	15.0	3.92	0.81	4.43	0.83	4.67	0.84	5.00	0.84	5.35	0.85	5.51	0.86
	20.0	3.92	0.76	4.43	0.78	4.67	0.78	5.00	0.79	5.35	0.80	5.51	0.81
	25.0	3.92	0.94	4.43	0.95	4.67	0.96	5.00	0.97	5.35	0.98	5.51	0.99
	30.0	3.92	1.08	4.43	1.10	4.67	1.11	5.00	1.12	5.35	1.13	5.51	1.14
	35.0	3.92	1.34	4.43	1.36	4.67	1.37	5.00	1.39	5.35	1.40	5.51	1.41
	40.0	3.22	1.10	3.64	1.12	3.83	1.13	4.10	1.15	4.39	1.16	4.52	1.16
	46.0	3.22	0.87	3.64	0.89	3.83	0.89	4.10	0.90	4.39	0.91	4.52	0.92

OUTDOOR UNIT
AOHG18-24KBTA3OUTDOOR UNIT
AOHG18-24KBTA3

NOTES:

- TC: Total Capacity (kW), IP: Input Power (kW)
- Values mentioned in the table are based on the following conditions:
 - Power source of specifications: 230 V
 - Pipe length: 5 m, Height difference: 0 m (Outdoor unit—Indoor unit)
- 2 or more indoor units should be connected.
- The total ability of connected indoor unit is from 14,000 Btu/h up to 36,000 Btu/h.
- Input in the table are calculated based on the maximum indoor unit input combinations.

● Compact cassette type

Model: AUXG07KVLA

Outdoor temperature	Indoor temperature (°CDB / °CWB)											
	18.0 / 12.0		21.0 / 15.0		23.0 / 16.0		27.0 / 19.0		29.0 / 21.0		32.0 / 23.0	
(°CDB)	TC	SHC	TC	SHC	TC	SHC	TC	SHC	TC	SHC	TC	SHC
-10.0	1.96	1.32	2.22	1.51	2.34	1.74	2.50	1.95	2.67	2.13	2.76	2.44
-5.0	1.96	1.32	2.22	1.51	2.34	1.74	2.50	1.95	2.67	2.13	2.76	2.44
0.0	1.96	1.32	2.22	1.51	2.34	1.74	2.50	1.95	2.67	2.13	2.76	2.44
5.0	1.96	1.32	2.22	1.51	2.34	1.74	2.50	1.95	2.67	2.13	2.76	2.44
10.0	1.96	1.32	2.22	1.51	2.34	1.74	2.50	1.95	2.67	2.13	2.76	2.44
15.0	1.96	1.32	2.22	1.51	2.34	1.74	2.50	1.95	2.67	2.13	2.76	2.44
20.0	1.96	1.32	2.22	1.51	2.34	1.74	2.50	1.95	2.67	2.13	2.76	2.44
25.0	1.96	1.32	2.22	1.51	2.34	1.74	2.50	1.95	2.67	2.13	2.76	2.44
30.0	1.96	1.32	2.22	1.51	2.34	1.74	2.50	1.95	2.67	2.13	2.76	2.44
35.0	1.96	1.32	2.22	1.51	2.34	1.74	2.50	1.95	2.67	2.13	2.76	2.44
40.0	1.61	0.89	1.82	1.01	1.91	1.17	2.05	1.31	2.19	1.43	2.26	1.64
46.0	1.25	0.54	1.42	0.62	1.49	0.71	1.60	0.80	1.71	0.87	1.76	1.00

Model: AUXG09KVLA

Outdoor temperature	Indoor temperature (°CDB / °CWB)											
	18.0 / 12.0		21.0 / 15.0		23.0 / 16.0		27.0 / 19.0		29.0 / 21.0		32.0 / 23.0	
(°CDB)	TC	SHC	TC	SHC	TC	SHC	TC	SHC	TC	SHC	TC	SHC
-10.0	2.51	1.67	2.84	1.90	2.99	2.19	3.20	2.46	3.42	2.69	3.53	3.09
-5.0	2.51	1.67	2.84	1.90	2.99	2.19	3.20	2.46	3.42	2.69	3.53	3.09
0.0	2.51	1.67	2.84	1.90	2.99	2.19	3.20	2.46	3.42	2.69	3.53	3.09
5.0	2.51	1.67	2.84	1.90	2.99	2.19	3.20	2.46	3.42	2.69	3.53	3.09
10.0	2.51	1.67	2.84	1.90	2.99	2.19	3.20	2.46	3.42	2.69	3.53	3.09
15.0	2.51	1.67	2.84	1.90	2.99	2.19	3.20	2.46	3.42	2.69	3.53	3.09
20.0	2.51	1.67	2.84	1.90	2.99	2.19	3.20	2.46	3.42	2.69	3.53	3.09
25.0	2.51	1.67	2.84	1.90	2.99	2.19	3.20	2.46	3.42	2.69	3.53	3.09
30.0	2.51	1.67	2.84	1.90	2.99	2.19	3.20	2.46	3.42	2.69	3.53	3.09
35.0	2.51	1.67	2.84	1.90	2.99	2.19	3.20	2.46	3.42	2.69	3.53	3.09
40.0	2.06	1.12	2.32	1.28	2.45	1.47	2.62	1.66	2.81	1.81	2.89	2.08
46.0	1.61	0.68	1.81	0.78	1.91	0.90	2.05	1.01	2.19	1.10	2.26	1.26

Model: AUXG12KVLA

Outdoor temperature	Indoor temperature (°CDB / °CWB)											
	18.0 / 12.0		21.0 / 15.0		23.0 / 16.0		27.0 / 19.0		29.0 / 21.0		32.0 / 23.0	
(°CDB)	TC	SHC	TC	SHC	TC	SHC	TC	SHC	TC	SHC	TC	SHC
-10.0	3.37	2.22	3.81	2.53	4.02	2.91	4.30	3.27	4.60	3.57	4.74	4.10
-5.0	3.37	2.22	3.81	2.53	4.02	2.91	4.30	3.27	4.60	3.57	4.74	4.10
0.0	3.37	2.22	3.81	2.53	4.02	2.91	4.30	3.27	4.60	3.57	4.74	4.10
5.0	3.37	2.22	3.81	2.53	4.02	2.91	4.30	3.27	4.60	3.57	4.74	4.10
10.0	3.37	2.22	3.81	2.53	4.02	2.91	4.30	3.27	4.60	3.57	4.74	4.10
15.0	3.37	2.22	3.81	2.53	4.02	2.91	4.30	3.27	4.60	3.57	4.74	4.10
20.0	3.37	2.22	3.81	2.53	4.02	2.91	4.30	3.27	4.60	3.57	4.74	4.10
25.0	3.37	2.22	3.81	2.53	4.02	2.91	4.30	3.27	4.60	3.57	4.74	4.10
30.0	3.37	2.22	3.81	2.53	4.02	2.91	4.30	3.27	4.60	3.57	4.74	4.10
35.0	3.37	2.22	3.81	2.53	4.02	2.91	4.30	3.27	4.60	3.57	4.74	4.10
40.0	2.76	1.49	3.12	1.70	3.29	1.96	3.53	2.20	3.77	2.40	3.89	2.75
46.0	2.16	0.91	2.44	1.03	2.57	1.19	2.75	1.34	2.94	1.46	3.03	1.68

Model: AUXG14KVLA

Outdoor temperature	Indoor temperature (°CDB / °CWB)											
	18.0 / 12.0		21.0 / 15.0		23.0 / 16.0		27.0 / 19.0		29.0 / 21.0		32.0 / 23.0	
(°CDB)	TC	SHC	TC	SHC	TC	SHC	TC	SHC	TC	SHC	TC	SHC
-10.0	3.92	2.44	4.43	2.78	4.67	3.20	5.00	3.60	5.35	3.94	5.51	4.51
-5.0	3.92	2.44	4.43	2.78	4.67	3.20	5.00	3.60	5.35	3.94	5.51	4.51
0.0	3.92	2.44	4.43	2.78	4.67	3.20	5.00	3.60	5.35	3.94	5.51	4.51
5.0	3.92	2.44	4.43	2.78	4.67	3.20	5.00	3.60	5.35	3.94	5.51	4.51
10.0	3.92	2.44	4.43	2.78	4.67	3.20	5.00	3.60	5.35	3.94	5.51	4.51
15.0	3.92	2.44	4.43	2.78	4.67	3.20	5.00	3.60	5.35	3.94	5.51	4.51
20.0	3.92	2.44	4.43	2.78	4.67	3.20	5.00	3.60	5.35	3.94	5.51	4.51
25.0	3.92	2.44	4.43	2.78	4.67	3.20	5.00	3.60	5.35	3.94	5.51	4.51
30.0	3.92	2.44	4.43	2.78	4.67	3.20	5.00	3.60	5.35	3.94	5.51	4.51
35.0	3.92	2.44	4.43	2.78	4.67	3.20	5.00	3.60	5.35	3.94	5.51	4.51
40.0	3.21	1.64	3.63	1.87	3.83	2.15	4.10	2.42	4.38	2.65	4.52	3.03
46.0	2.51	1.00	2.84	1.14	2.99	1.31	3.20	1.47	3.42	1.61	3.53	1.85

Model: AUXG18KVL A

Outdoor temperature (°CDB)	Indoor temperature (°CDB / °CWB)											
	18.0 / 12.0		21.0 / 15.0		23.0 / 16.0		27.0 / 19.0		29.0 / 21.0		32.0 / 23.0	
	TC	SHC	TC	SHC	TC	SHC	TC	SHC	TC	SHC	TC	SHC
-10.0	4.80	2.91	5.42	3.31	5.72	3.81	6.12	4.28	6.54	4.69	6.74	5.37
-5.0	4.80	2.91	5.42	3.31	5.72	3.81	6.12	4.28	6.54	4.69	6.74	5.37
0.0	4.80	2.91	5.42	3.31	5.72	3.81	6.12	4.28	6.54	4.69	6.74	5.37
5.0	4.80	2.91	5.42	3.31	5.72	3.81	6.12	4.28	6.54	4.69	6.74	5.37
10.0	4.80	2.91	5.42	3.31	5.72	3.81	6.12	4.28	6.54	4.69	6.74	5.37
15.0	4.80	2.91	5.42	3.31	5.72	3.81	6.12	4.28	6.54	4.69	6.74	5.37
20.0	4.80	2.91	5.42	3.31	5.72	3.81	6.12	4.28	6.54	4.69	6.74	5.37
25.0	4.80	2.91	5.42	3.31	5.72	3.81	6.12	4.28	6.54	4.69	6.74	5.37
30.0	4.80	2.91	5.42	3.31	5.72	3.81	6.12	4.28	6.54	4.69	6.74	5.37
35.0	4.80	2.91	5.42	3.31	5.72	3.81	6.12	4.28	6.54	4.69	6.74	5.37
40.0	3.93	1.95	4.45	2.23	4.69	2.56	5.02	2.88	5.36	3.15	5.53	3.61
46.0	3.07	1.19	3.47	1.36	3.66	1.56	3.92	1.75	4.19	1.92	4.32	2.20

NOTES:

- TC: Total Capacity (kW), SHC: Sensible Heat Capacity (kW)
- Values mentioned in the table are based on the following conditions:
 - Pipe length: 5 m, Height difference: 0 m (Outdoor unit—Indoor unit)

OUTDOOR UNIT
AOHG18-24KBTA3OUTDOOR UNIT
AOHG18-24KBTA3

● Mini duct type

Model: ARXG07KSLAP

Outdoor temperature	Indoor temperature (°CDB / °CWB)											
	18.0 / 12.0		21.0 / 15.0		23.0 / 16.0		27.0 / 19.0		29.0 / 21.0		32.0 / 23.0	
(°CDB)	TC	SHC	TC	SHC	TC	SHC	TC	SHC	TC	SHC	TC	SHC
-10.0	1.96	1.36	2.22	1.55	2.34	1.78	2.50	2.00	2.67	2.19	2.76	2.51
-5.0	1.96	1.36	2.22	1.55	2.34	1.78	2.50	2.00	2.67	2.19	2.76	2.51
0.0	1.96	1.36	2.22	1.55	2.34	1.78	2.50	2.00	2.67	2.19	2.76	2.51
5.0	1.96	1.36	2.22	1.55	2.34	1.78	2.50	2.00	2.67	2.19	2.76	2.51
10.0	1.96	1.36	2.22	1.55	2.34	1.78	2.50	2.00	2.67	2.19	2.76	2.51
15.0	1.96	1.36	2.22	1.55	2.34	1.78	2.50	2.00	2.67	2.19	2.76	2.51
20.0	1.96	1.36	2.22	1.55	2.34	1.78	2.50	2.00	2.67	2.19	2.76	2.51
25.0	1.96	1.36	2.22	1.55	2.34	1.78	2.50	2.00	2.67	2.19	2.76	2.51
30.0	1.96	1.36	2.22	1.55	2.34	1.78	2.50	2.00	2.67	2.19	2.76	2.51
35.0	1.96	1.36	2.22	1.55	2.34	1.78	2.50	2.00	2.67	2.19	2.76	2.51
40.0	1.61	0.91	1.82	1.04	1.91	1.20	2.05	1.34	2.19	1.47	2.26	1.69
46.0	1.25	0.56	1.42	0.63	1.49	0.73	1.60	0.82	1.71	0.90	1.76	1.03

OUTDOOR UNIT
AOHG18-24KBT3OUTDOOR UNIT
AOHG18-24KBT3

Model: ARXG09KSLAP

Outdoor temperature	Indoor temperature (°CDB / °CWB)											
	18.0 / 12.0		21.0 / 15.0		23.0 / 16.0		27.0 / 19.0		29.0 / 21.0		32.0 / 23.0	
(°CDB)	TC	SHC	TC	SHC	TC	SHC	TC	SHC	TC	SHC	TC	SHC
-10.0	2.51	1.61	2.84	1.83	2.99	2.11	3.20	2.37	3.42	2.59	3.53	2.97
-5.0	2.51	1.61	2.84	1.83	2.99	2.11	3.20	2.37	3.42	2.59	3.53	2.97
0.0	2.51	1.61	2.84	1.83	2.99	2.11	3.20	2.37	3.42	2.59	3.53	2.97
5.0	2.51	1.61	2.84	1.83	2.99	2.11	3.20	2.37	3.42	2.59	3.53	2.97
10.0	2.51	1.61	2.84	1.83	2.99	2.11	3.20	2.37	3.42	2.59	3.53	2.97
15.0	2.51	1.61	2.84	1.83	2.99	2.11	3.20	2.37	3.42	2.59	3.53	2.97
20.0	2.51	1.61	2.84	1.83	2.99	2.11	3.20	2.37	3.42	2.59	3.53	2.97
25.0	2.51	1.61	2.84	1.83	2.99	2.11	3.20	2.37	3.42	2.59	3.53	2.97
30.0	2.51	1.61	2.84	1.83	2.99	2.11	3.20	2.37	3.42	2.59	3.53	2.97
35.0	2.51	1.61	2.84	1.83	2.99	2.11	3.20	2.37	3.42	2.59	3.53	2.97
40.0	2.06	1.08	2.32	1.23	2.45	1.42	2.62	1.59	2.81	1.74	2.89	2.00
46.0	1.61	0.66	1.81	0.75	1.91	0.86	2.05	0.97	2.19	1.06	2.26	1.22

Model: ARXG12KSLAP

Outdoor temperature	Indoor temperature (°CDB / °CWB)											
	18.0 / 12.0		21.0 / 15.0		23.0 / 16.0		27.0 / 19.0		29.0 / 21.0		32.0 / 23.0	
(°CDB)	TC	SHC	TC	SHC	TC	SHC	TC	SHC	TC	SHC	TC	SHC
-10.0	3.37	2.16	3.81	2.46	4.02	2.83	4.30	3.18	4.60	3.48	4.74	3.99
-5.0	3.37	2.16	3.81	2.46	4.02	2.83	4.30	3.18	4.60	3.48	4.74	3.99
0.0	3.37	2.16	3.81	2.46	4.02	2.83	4.30	3.18	4.60	3.48	4.74	3.99
5.0	3.37	2.16	3.81	2.46	4.02	2.83	4.30	3.18	4.60	3.48	4.74	3.99
10.0	3.37	2.16	3.81	2.46	4.02	2.83	4.30	3.18	4.60	3.48	4.74	3.99
15.0	3.37	2.16	3.81	2.46	4.02	2.83	4.30	3.18	4.60	3.48	4.74	3.99
20.0	3.37	2.16	3.81	2.46	4.02	2.83	4.30	3.18	4.60	3.48	4.74	3.99
25.0	3.37	2.16	3.81	2.46	4.02	2.83	4.30	3.18	4.60	3.48	4.74	3.99
30.0	3.37	2.16	3.81	2.46	4.02	2.83	4.30	3.18	4.60	3.48	4.74	3.99
35.0	3.37	2.16	3.81	2.46	4.02	2.83	4.30	3.18	4.60	3.48	4.74	3.99
40.0	2.76	1.45	3.12	1.65	3.29	1.90	3.53	2.14	3.77	2.34	3.89	2.68
46.0	2.16	0.88	2.44	1.01	2.57	1.16	2.75	1.30	2.94	1.43	3.03	1.63

Model: ARXG14KSLAP

Outdoor temperature	Indoor temperature (°CDB / °CWB)											
	18.0 / 12.0		21.0 / 15.0		23.0 / 16.0		27.0 / 19.0		29.0 / 21.0		32.0 / 23.0	
(°CDB)	TC	SHC	TC	SHC	TC	SHC	TC	SHC	TC	SHC	TC	SHC
-10.0	3.92	2.41	4.43	2.74	4.67	3.16	5.00	3.55	5.35	3.88	5.51	4.45
-5.0	3.92	2.41	4.43	2.74	4.67	3.16	5.00	3.55	5.35	3.88	5.51	4.45
0.0	3.92	2.41	4.43	2.74	4.67	3.16	5.00	3.55	5.35	3.88	5.51	4.45
5.0	3.92	2.41	4.43	2.74	4.67	3.16	5.00	3.55	5.35	3.88	5.51	4.45
10.0	3.92	2.41	4.43	2.74	4.67	3.16	5.00	3.55	5.35	3.88	5.51	4.45
15.0	3.92	2.41	4.43	2.74	4.67	3.16	5.00	3.55	5.35	3.88	5.51	4.45
20.0	3.92	2.41	4.43	2.74	4.67	3.16	5.00	3.55	5.35	3.88	5.51	4.45
25.0	3.92	2.41	4.43	2.74	4.67	3.16	5.00	3.55	5.35	3.88	5.51	4.45
30.0	3.92	2.41	4.43	2.74	4.67	3.16	5.00	3.55	5.35	3.88	5.51	4.45
35.0	3.92	2.41	4.43	2.74	4.67	3.16	5.00	3.55	5.35	3.88	5.51	4.45
40.0	3.21	1.62	3.63	1.85	3.83	2.12	4.10	2.39	4.38	2.61	4.52	2.99
46.0	2.51	0.99	2.84	1.12	2.99	1.29	3.20	1.45	3.42	1.59	3.53	1.82

Model: ARXG18KSLAP

Outdoor temperature	Indoor temperature (°CDB / °CWB)											
	18.0 / 12.0		21.0 / 15.0		23.0 / 16.0		27.0 / 19.0		29.0 / 21.0		32.0 / 23.0	
(°CDB)	TC	SHC	TC	SHC	TC	SHC	TC	SHC	TC	SHC	TC	SHC
-10.0	4.80	2.99	5.42	3.41	5.72	3.92	6.12	4.41	6.54	4.82	6.74	5.52
-5.0	4.80	2.99	5.42	3.41	5.72	3.92	6.12	4.41	6.54	4.82	6.74	5.52
0.0	4.80	2.99	5.42	3.41	5.72	3.92	6.12	4.41	6.54	4.82	6.74	5.52
5.0	4.80	2.99	5.42	3.41	5.72	3.92	6.12	4.41	6.54	4.82	6.74	5.52
10.0	4.80	2.99	5.42	3.41	5.72	3.92	6.12	4.41	6.54	4.82	6.74	5.52
15.0	4.80	2.99	5.42	3.41	5.72	3.92	6.12	4.41	6.54	4.82	6.74	5.52
20.0	4.80	2.99	5.42	3.41	5.72	3.92	6.12	4.41	6.54	4.82	6.74	5.52
25.0	4.80	2.99	5.42	3.41	5.72	3.92	6.12	4.41	6.54	4.82	6.74	5.52
30.0	4.80	2.99	5.42	3.41	5.72	3.92	6.12	4.41	6.54	4.82	6.74	5.52
35.0	4.80	2.99	5.42	3.41	5.72	3.92	6.12	4.41	6.54	4.82	6.74	5.52
40.0	3.93	2.01	4.45	2.29	4.69	2.64	5.02	2.96	5.36	3.24	5.53	3.71
46.0	3.07	1.22	3.47	1.40	3.66	1.61	3.92	1.80	4.19	1.97	4.32	2.26

NOTES:

- TC: Total Capacity (kW), SHC: Sensible Heat Capacity (kW)
- Values mentioned in the table are based on the following conditions:
 - Pipe length: 5 m, Height difference: 0 m [Outdoor unit—Indoor unit]

OUTDOOR UNIT
AOHG18-24KBT A3OUTDOOR UNIT
AOHG18-24KBT A3

● Slim duct type

Model: ARXG07KLLAP

Outdoor temperature	Indoor temperature (°CDB / °CWB)											
	18.0 / 12.0		21.0 / 15.0		23.0 / 16.0		27.0 / 19.0		29.0 / 21.0		32.0 / 23.0	
(°CDB)	TC	SHC	TC	SHC	TC	SHC	TC	SHC	TC	SHC	TC	SHC
-10.0	1.96	1.36	2.22	1.55	2.34	1.78	2.50	2.00	2.67	2.19	2.76	2.51
-5.0	1.96	1.36	2.22	1.55	2.34	1.78	2.50	2.00	2.67	2.19	2.76	2.51
0.0	1.96	1.36	2.22	1.55	2.34	1.78	2.50	2.00	2.67	2.19	2.76	2.51
5.0	1.96	1.36	2.22	1.55	2.34	1.78	2.50	2.00	2.67	2.19	2.76	2.51
10.0	1.96	1.36	2.22	1.55	2.34	1.78	2.50	2.00	2.67	2.19	2.76	2.51
15.0	1.96	1.36	2.22	1.55	2.34	1.78	2.50	2.00	2.67	2.19	2.76	2.51
20.0	1.96	1.36	2.22	1.55	2.34	1.78	2.50	2.00	2.67	2.19	2.76	2.51
25.0	1.96	1.36	2.22	1.55	2.34	1.78	2.50	2.00	2.67	2.19	2.76	2.51
30.0	1.96	1.36	2.22	1.55	2.34	1.78	2.50	2.00	2.67	2.19	2.76	2.51
35.0	1.96	1.36	2.22	1.55	2.34	1.78	2.50	2.00	2.67	2.19	2.76	2.51
40.0	1.61	0.91	1.82	1.04	1.91	1.20	2.05	1.34	2.19	1.47	2.26	1.69
46.0	1.25	0.56	1.42	0.63	1.49	0.73	1.60	0.82	1.71	0.90	1.76	1.03

Model: ARXG09KLLAP

Outdoor temperature	Indoor temperature (°CDB / °CWB)											
	18.0 / 12.0		21.0 / 15.0		23.0 / 16.0		27.0 / 19.0		29.0 / 21.0		32.0 / 23.0	
(°CDB)	TC	SHC	TC	SHC	TC	SHC	TC	SHC	TC	SHC	TC	SHC
-10.0	2.51	1.67	2.84	1.90	2.99	2.19	3.20	2.46	3.42	2.69	3.53	3.09
-5.0	2.51	1.67	2.84	1.90	2.99	2.19	3.20	2.46	3.42	2.69	3.53	3.09
0.0	2.51	1.67	2.84	1.90	2.99	2.19	3.20	2.46	3.42	2.69	3.53	3.09
5.0	2.51	1.67	2.84	1.90	2.99	2.19	3.20	2.46	3.42	2.69	3.53	3.09
10.0	2.51	1.67	2.84	1.90	2.99	2.19	3.20	2.46	3.42	2.69	3.53	3.09
15.0	2.51	1.67	2.84	1.90	2.99	2.19	3.20	2.46	3.42	2.69	3.53	3.09
20.0	2.51	1.67	2.84	1.90	2.99	2.19	3.20	2.46	3.42	2.69	3.53	3.09
25.0	2.51	1.67	2.84	1.90	2.99	2.19	3.20	2.46	3.42	2.69	3.53	3.09
30.0	2.51	1.67	2.84	1.90	2.99	2.19	3.20	2.46	3.42	2.69	3.53	3.09
35.0	2.51	1.67	2.84	1.90	2.99	2.19	3.20	2.46	3.42	2.69	3.53	3.09
40.0	2.06	1.12	2.32	1.28	2.45	1.47	2.62	1.66	2.81	1.81	2.89	2.08
46.0	1.61	0.68	1.81	0.78	1.91	0.90	2.05	1.01	2.19	1.10	2.26	1.26

Model: ARXG12KLLAP

Outdoor temperature	Indoor temperature (°CDB / °CWB)											
	18.0 / 12.0		21.0 / 15.0		23.0 / 16.0		27.0 / 19.0		29.0 / 21.0		32.0 / 23.0	
(°CDB)	TC	SHC	TC	SHC	TC	SHC	TC	SHC	TC	SHC	TC	SHC
-10.0	3.37	2.27	3.81	2.59	4.02	2.99	4.30	3.35	4.60	3.67	4.74	4.20
-5.0	3.37	2.27	3.81	2.59	4.02	2.99	4.30	3.35	4.60	3.67	4.74	4.20
0.0	3.37	2.27	3.81	2.59	4.02	2.99	4.30	3.35	4.60	3.67	4.74	4.20
5.0	3.37	2.27	3.81	2.59	4.02	2.99	4.30	3.35	4.60	3.67	4.74	4.20
10.0	3.37	2.27	3.81	2.59	4.02	2.99	4.30	3.35	4.60	3.67	4.74	4.20
15.0	3.37	2.27	3.81	2.59	4.02	2.99	4.30	3.35	4.60	3.67	4.74	4.20
20.0	3.37	2.27	3.81	2.59	4.02	2.99	4.30	3.35	4.60	3.67	4.74	4.20
25.0	3.37	2.27	3.81	2.59	4.02	2.99	4.30	3.35	4.60	3.67	4.74	4.20
30.0	3.37	2.27	3.81	2.59	4.02	2.99	4.30	3.35	4.60	3.67	4.74	4.20
35.0	3.37	2.27	3.81	2.59	4.02	2.99	4.30	3.35	4.60	3.67	4.74	4.20
40.0	2.76	1.53	3.12	1.74	3.29	2.01	3.53	2.26	3.77	2.47	3.89	2.83
46.0	2.16	0.93	2.44	1.06	2.57	1.22	2.75	1.37	2.94	1.50	3.03	1.72

Model: ARXG14KLLAP

Outdoor temperature	Indoor temperature (°CDB / °CWB)											
	18.0 / 12.0		21.0 / 15.0		23.0 / 16.0		27.0 / 19.0		29.0 / 21.0		32.0 / 23.0	
(°CDB)	TC	SHC	TC	SHC	TC	SHC	TC	SHC	TC	SHC	TC	SHC
-10.0	3.92	2.51	4.43	2.86	4.67	3.29	5.00	3.70	5.35	4.05	5.51	4.64
-5.0	3.92	2.51	4.43	2.86	4.67	3.29	5.00	3.70	5.35	4.05	5.51	4.64
0.0	3.92	2.51	4.43	2.86	4.67	3.29	5.00	3.70	5.35	4.05	5.51	4.64
5.0	3.92	2.51	4.43	2.86	4.67	3.29	5.00	3.70	5.35	4.05	5.51	4.64
10.0	3.92	2.51	4.43	2.86	4.67	3.29	5.00	3.70	5.35	4.05	5.51	4.64
15.0	3.92	2.51	4.43	2.86	4.67	3.29	5.00	3.70	5.35	4.05	5.51	4.64
20.0	3.92	2.51	4.43	2.86	4.67	3.29	5.00	3.70	5.35	4.05	5.51	4.64
25.0	3.92	2.51	4.43	2.86	4.67	3.29	5.00	3.70	5.35	4.05	5.51	4.64
30.0	3.92	2.51	4.43	2.86	4.67	3.29	5.00	3.70	5.35	4.05	5.51	4.64
35.0	3.92	2.51	4.43	2.86	4.67	3.29	5.00	3.70	5.35	4.05	5.51	4.64
40.0	3.21	1.69	3.63	1.92	3.83	2.21	4.10	2.49	4.38	2.72	4.52	3.12
46.0	2.51	1.03	2.84	1.17	2.99	1.35	3.20	1.52	3.42	1.66	3.53	1.90

Model: ARXG18KLLAP

Outdoor temperature	Indoor temperature (°CDB / °CWB)											
	18.0 / 12.0		21.0 / 15.0		23.0 / 16.0		27.0 / 19.0		29.0 / 21.0		32.0 / 23.0	
(°CDB)	TC	SHC	TC	SHC	TC	SHC	TC	SHC	TC	SHC	TC	SHC
-10.0	4.80	2.99	5.42	3.41	5.72	3.92	6.12	4.41	6.54	4.82	6.74	5.52
-5.0	4.80	2.99	5.42	3.41	5.72	3.92	6.12	4.41	6.54	4.82	6.74	5.52
0.0	4.80	2.99	5.42	3.41	5.72	3.92	6.12	4.41	6.54	4.82	6.74	5.52
5.0	4.80	2.99	5.42	3.41	5.72	3.92	6.12	4.41	6.54	4.82	6.74	5.52
10.0	4.80	2.99	5.42	3.41	5.72	3.92	6.12	4.41	6.54	4.82	6.74	5.52
15.0	4.80	2.99	5.42	3.41	5.72	3.92	6.12	4.41	6.54	4.82	6.74	5.52
20.0	4.80	2.99	5.42	3.41	5.72	3.92	6.12	4.41	6.54	4.82	6.74	5.52
25.0	4.80	2.99	5.42	3.41	5.72	3.92	6.12	4.41	6.54	4.82	6.74	5.52
30.0	4.80	2.99	5.42	3.41	5.72	3.92	6.12	4.41	6.54	4.82	6.74	5.52
35.0	4.80	2.99	5.42	3.41	5.72	3.92	6.12	4.41	6.54	4.82	6.74	5.52
40.0	3.93	2.01	4.45	2.29	4.69	2.64	5.02	2.96	5.36	3.24	5.53	3.71
46.0	3.07	1.22	3.47	1.40	3.66	1.61	3.92	1.80	4.19	1.97	4.32	2.26

NOTES:

- TC: Total Capacity (kW), SHC: Sensible Heat Capacity (kW)
- Values mentioned in the table are based on the following conditions:
 - Pipe length: 5 m, Height difference: 0 m (Outdoor unit—Indoor unit)

OUTDOOR UNIT
AOHG18-24KBT A3OUTDOOR UNIT
AOHG18-24KBT A3

● Medium static pressure duct type

Model: ARXH12KMTAP

Outdoor temperature	Indoor temperature (°CDB / °CWB)											
	18.0 / 12.0		21.0 / 15.0		23.0 / 16.0		27.0 / 19.0		29.0 / 21.0		32.0 / 23.0	
(°CDB)	TC	SHC	TC	SHC	TC	SHC	TC	SHC	TC	SHC	TC	SHC
-10.0	3.37	2.27	3.81	2.59	4.02	2.99	4.30	3.35	4.60	3.67	4.74	4.20
-5.0	3.37	2.27	3.81	2.59	4.02	2.99	4.30	3.35	4.60	3.67	4.74	4.20
0.0	3.37	2.27	3.81	2.59	4.02	2.99	4.30	3.35	4.60	3.67	4.74	4.20
5.0	3.37	2.27	3.81	2.59	4.02	2.99	4.30	3.35	4.60	3.67	4.74	4.20
10.0	3.37	2.27	3.81	2.59	4.02	2.99	4.30	3.35	4.60	3.67	4.74	4.20
15.0	3.37	2.27	3.81	2.59	4.02	2.99	4.30	3.35	4.60	3.67	4.74	4.20
20.0	3.37	2.27	3.81	2.59	4.02	2.99	4.30	3.35	4.60	3.67	4.74	4.20
25.0	3.37	2.27	3.81	2.59	4.02	2.99	4.30	3.35	4.60	3.67	4.74	4.20
30.0	3.37	2.27	3.81	2.59	4.02	2.99	4.30	3.35	4.60	3.67	4.74	4.20
35.0	3.37	2.27	3.81	2.59	4.02	2.99	4.30	3.35	4.60	3.67	4.74	4.20
40.0	2.76	1.53	3.12	1.74	3.29	2.01	3.53	2.26	3.77	2.47	3.89	2.83
46.0	2.16	0.93	2.44	1.06	2.57	1.22	2.75	1.37	2.94	1.50	3.03	1.72

Model: ARXH14KMTAP

Outdoor temperature	Indoor temperature (°CDB / °CWB)											
	18.0 / 12.0		21.0 / 15.0		23.0 / 16.0		27.0 / 19.0		29.0 / 21.0		32.0 / 23.0	
(°CDB)	TC	SHC	TC	SHC	TC	SHC	TC	SHC	TC	SHC	TC	SHC
-10.0	3.92	2.63	4.43	2.99	4.67	3.44	5.00	3.87	5.35	4.24	5.51	4.86
-5.0	3.92	2.63	4.43	2.99	4.67	3.44	5.00	3.87	5.35	4.24	5.51	4.86
0.0	3.92	2.63	4.43	2.99	4.67	3.44	5.00	3.87	5.35	4.24	5.51	4.86
5.0	3.92	2.63	4.43	2.99	4.67	3.44	5.00	3.87	5.35	4.24	5.51	4.86
10.0	3.92	2.63	4.43	2.99	4.67	3.44	5.00	3.87	5.35	4.24	5.51	4.86
15.0	3.92	2.63	4.43	2.99	4.67	3.44	5.00	3.87	5.35	4.24	5.51	4.86
20.0	3.92	2.63	4.43	2.99	4.67	3.44	5.00	3.87	5.35	4.24	5.51	4.86
25.0	3.92	2.63	4.43	2.99	4.67	3.44	5.00	3.87	5.35	4.24	5.51	4.86
30.0	3.92	2.63	4.43	2.99	4.67	3.44	5.00	3.87	5.35	4.24	5.51	4.86
35.0	3.92	2.63	4.43	2.99	4.67	3.44	5.00	3.87	5.35	4.24	5.51	4.86
40.0	3.21	1.77	3.63	2.01	3.83	2.31	4.10	2.61	4.38	2.85	4.52	3.27
46.0	2.51	1.08	2.84	1.22	2.99	1.41	3.20	1.59	3.42	1.74	3.53	1.99

Model: ARXH18KMTAP

Outdoor temperature	Indoor temperature (°CDB / °CWB)											
	18.0 / 12.0		21.0 / 15.0		23.0 / 16.0		27.0 / 19.0		29.0 / 21.0		32.0 / 23.0	
(°CDB)	TC	SHC	TC	SHC	TC	SHC	TC	SHC	TC	SHC	TC	SHC
-10.0	4.80	2.99	5.42	3.41	5.72	3.92	6.12	4.41	6.54	4.82	6.74	5.52
-5.0	4.80	2.99	5.42	3.41	5.72	3.92	6.12	4.41	6.54	4.82	6.74	5.52
0.0	4.80	2.99	5.42	3.41	5.72	3.92	6.12	4.41	6.54	4.82	6.74	5.52
5.0	4.80	2.99	5.42	3.41	5.72	3.92	6.12	4.41	6.54	4.82	6.74	5.52
10.0	4.80	2.99	5.42	3.41	5.72	3.92	6.12	4.41	6.54	4.82	6.74	5.52
15.0	4.80	2.99	5.42	3.41	5.72	3.92	6.12	4.41	6.54	4.82	6.74	5.52
20.0	4.80	2.99	5.42	3.41	5.72	3.92	6.12	4.41	6.54	4.82	6.74	5.52
25.0	4.80	2.99	5.42	3.41	5.72	3.92	6.12	4.41	6.54	4.82	6.74	5.52
30.0	4.80	2.99	5.42	3.41	5.72	3.92	6.12	4.41	6.54	4.82	6.74	5.52
35.0	4.80	2.99	5.42	3.41	5.72	3.92	6.12	4.41	6.54	4.82	6.74	5.52
40.0	3.93	2.01	4.45	2.29	4.69	2.64	5.02	2.96	5.36	3.24	5.53	3.71
46.0	3.07	1.22	3.47	1.40	3.66	1.61	3.92	1.80	4.19	1.97	4.32	2.26

NOTES:

- TC: Total Capacity (kW), SHC: Sensible Heat Capacity (kW).
- Values mentioned in the table are based on the following conditions:
 - Pipe length: 5 m, Height difference: 0 m (Outdoor unit—Indoor unit)

● Wall mounted type

Model: ASHG07KMTB

Outdoor temperature	Indoor temperature (°CDB / °CWB)											
	18.0 / 12.0		21.0 / 15.0		23.0 / 16.0		27.0 / 19.0		29.0 / 21.0		32.0 / 23.0	
(°CDB)	TC	SHC	TC	SHC	TC	SHC	TC	SHC	TC	SHC	TC	SHC
-10.0	1.96	1.10	2.22	1.26	2.34	1.45	2.50	1.63	2.67	1.78	2.76	2.04
-5.0	1.96	1.10	2.22	1.26	2.34	1.45	2.50	1.63	2.67	1.78	2.76	2.04
0.0	1.96	1.10	2.22	1.26	2.34	1.45	2.50	1.63	2.67	1.78	2.76	2.04
5.0	1.96	1.10	2.22	1.26	2.34	1.45	2.50	1.63	2.67	1.78	2.76	2.04
10.0	1.96	1.10	2.22	1.26	2.34	1.45	2.50	1.63	2.67	1.78	2.76	2.04
15.0	1.96	1.10	2.22	1.26	2.34	1.45	2.50	1.63	2.67	1.78	2.76	2.04
20.0	1.96	1.10	2.22	1.26	2.34	1.45	2.50	1.63	2.67	1.78	2.76	2.04
25.0	1.96	1.10	2.22	1.26	2.34	1.45	2.50	1.63	2.67	1.78	2.76	2.04
30.0	1.96	1.10	2.22	1.26	2.34	1.45	2.50	1.63	2.67	1.78	2.76	2.04
35.0	1.96	1.10	2.22	1.26	2.34	1.45	2.50	1.63	2.67	1.78	2.76	2.04
40.0	1.61	0.74	1.82	0.84	1.91	0.97	2.05	1.09	2.19	1.20	2.26	1.37
46.0	1.25	0.45	1.42	0.51	1.49	0.59	1.60	0.67	1.71	0.73	1.76	0.83

Model: ASHG09KMTB

Outdoor temperature	Indoor temperature (°CDB / °CWB)											
	18.0 / 12.0		21.0 / 15.0		23.0 / 16.0		27.0 / 19.0		29.0 / 21.0		32.0 / 23.0	
(°CDB)	TC	SHC	TC	SHC	TC	SHC	TC	SHC	TC	SHC	TC	SHC
-10.0	2.51	1.41	2.84	1.61	2.99	1.85	3.20	2.08	3.42	2.27	3.53	2.61
-5.0	2.51	1.41	2.84	1.61	2.99	1.85	3.20	2.08	3.42	2.27	3.53	2.61
0.0	2.51	1.41	2.84	1.61	2.99	1.85	3.20	2.08	3.42	2.27	3.53	2.61
5.0	2.51	1.41	2.84	1.61	2.99	1.85	3.20	2.08	3.42	2.27	3.53	2.61
10.0	2.51	1.41	2.84	1.61	2.99	1.85	3.20	2.08	3.42	2.27	3.53	2.61
15.0	2.51	1.41	2.84	1.61	2.99	1.85	3.20	2.08	3.42	2.27	3.53	2.61
20.0	2.51	1.41	2.84	1.61	2.99	1.85	3.20	2.08	3.42	2.27	3.53	2.61
25.0	2.51	1.41	2.84	1.61	2.99	1.85	3.20	2.08	3.42	2.27	3.53	2.61
30.0	2.51	1.41	2.84	1.61	2.99	1.85	3.20	2.08	3.42	2.27	3.53	2.61
35.0	2.51	1.41	2.84	1.61	2.99	1.85	3.20	2.08	3.42	2.27	3.53	2.61
40.0	2.06	0.95	2.32	1.08	2.45	1.24	2.62	1.40	2.81	1.53	2.89	1.75
46.0	1.61	0.58	1.81	0.66	1.91	0.76	2.05	0.85	2.19	0.93	2.26	1.07

Model: ASHG12KMTB

Outdoor temperature	Indoor temperature (°CDB / °CWB)											
	18.0 / 12.0		21.0 / 15.0		23.0 / 16.0		27.0 / 19.0		29.0 / 21.0		32.0 / 23.0	
(°CDB)	TC	SHC	TC	SHC	TC	SHC	TC	SHC	TC	SHC	TC	SHC
-10.0	3.37	1.90	3.81	2.16	4.02	2.49	4.30	2.80	4.60	3.06	4.74	3.50
-5.0	3.37	1.90	3.81	2.16	4.02	2.49	4.30	2.80	4.60	3.06	4.74	3.50
0.0	3.37	1.90	3.81	2.16	4.02	2.49	4.30	2.80	4.60	3.06	4.74	3.50
5.0	3.37	1.90	3.81	2.16	4.02	2.49	4.30	2.80	4.60	3.06	4.74	3.50
10.0	3.37	1.90	3.81	2.16	4.02	2.49	4.30	2.80	4.60	3.06	4.74	3.50
15.0	3.37	1.90	3.81	2.16	4.02	2.49	4.30	2.80	4.60	3.06	4.74	3.50
20.0	3.37	1.90	3.81	2.16	4.02	2.49	4.30	2.80	4.60	3.06	4.74	3.50
25.0	3.37	1.90	3.81	2.16	4.02	2.49	4.30	2.80	4.60	3.06	4.74	3.50
30.0	3.37	1.90	3.81	2.16	4.02	2.49	4.30	2.80	4.60	3.06	4.74	3.50
35.0	3.37	1.90	3.81	2.16	4.02	2.49	4.30	2.80	4.60	3.06	4.74	3.50
40.0	2.76	1.27	3.12	1.45	3.29	1.67	3.53	1.88	3.77	2.06	3.89	2.35
46.0	2.16	0.78	2.44	0.89	2.57	1.02	2.75	1.14	2.94	1.25	3.03	1.43

Model: ASHG14KMTB

Outdoor temperature	Indoor temperature (°CDB / °CWB)											
	18.0 / 12.0		21.0 / 15.0		23.0 / 16.0		27.0 / 19.0		29.0 / 21.0		32.0 / 23.0	
(°CDB)	TC	SHC	TC	SHC	TC	SHC	TC	SHC	TC	SHC	TC	SHC
-10.0	3.92	2.20	4.43	2.51	4.67	2.89	5.00	3.25	5.35	3.55	5.51	4.07
-5.0	3.92	2.20	4.43	2.51	4.67	2.89	5.00	3.25	5.35	3.55	5.51	4.07
0.0	3.92	2.20	4.43	2.51	4.67	2.89	5.00	3.25	5.35	3.55	5.51	4.07
5.0	3.92	2.20	4.43	2.51	4.67	2.89	5.00	3.25	5.35	3.55	5.51	4.07
10.0	3.92	2.20	4.43	2.51	4.67	2.89	5.00	3.25	5.35	3.55	5.51	4.07
15.0	3.92	2.20	4.43	2.51	4.67	2.89	5.00	3.25	5.35	3.55	5.51	4.07
20.0	3.92	2.20	4.43	2.51	4.67	2.89	5.00	3.25	5.35	3.55	5.51	4.07
25.0	3.92	2.20	4.43	2.51	4.67	2.89	5.00	3.25	5.35	3.55	5.51	4.07
30.0	3.92	2.20	4.43	2.51	4.67	2.89	5.00	3.25	5.35	3.55	5.51	4.07
35.0	3.92	2.20	4.43	2.51	4.67	2.89	5.00	3.25	5.35	3.55	5.51	4.07
40.0	3.21	1.48	3.63	1.69	3.83	1.95	4.10	2.19	4.38	2.39	4.52	2.74
46.0	2.51	0.90	2.84	1.03	2.99	1.18	3.20	1.33	3.42	1.46	3.53	1.67

Model: ASHG07KMCC

Outdoor temperature	Indoor temperature (°CDB / °CWB)											
	18.0 / 12.0		21.0 / 15.0		23.0 / 16.0		27.0 / 19.0		29.0 / 21.0		32.0 / 23.0	
(°CDB)	TC	SHC	TC	SHC	TC	SHC	TC	SHC	TC	SHC	TC	SHC
-10.0	1.96	1.10	2.22	1.26	2.34	1.45	2.50	1.63	2.67	1.78	2.76	2.04
-5.0	1.96	1.10	2.22	1.26	2.34	1.45	2.50	1.63	2.67	1.78	2.76	2.04
0.0	1.96	1.10	2.22	1.26	2.34	1.45	2.50	1.63	2.67	1.78	2.76	2.04
5.0	1.96	1.10	2.22	1.26	2.34	1.45	2.50	1.63	2.67	1.78	2.76	2.04
10.0	1.96	1.10	2.22	1.26	2.34	1.45	2.50	1.63	2.67	1.78	2.76	2.04
15.0	1.96	1.10	2.22	1.26	2.34	1.45	2.50	1.63	2.67	1.78	2.76	2.04
20.0	1.96	1.10	2.22	1.26	2.34	1.45	2.50	1.63	2.67	1.78	2.76	2.04
25.0	1.96	1.10	2.22	1.26	2.34	1.45	2.50	1.63	2.67	1.78	2.76	2.04
30.0	1.96	1.10	2.22	1.26	2.34	1.45	2.50	1.63	2.67	1.78	2.76	2.04
35.0	1.96	1.10	2.22	1.26	2.34	1.45	2.50	1.63	2.67	1.78	2.76	2.04
40.0	1.61	0.74	1.82	0.84	1.91	0.97	2.05	1.09	2.19	1.20	2.26	1.37
46.0	1.25	0.45	1.42	0.51	1.49	0.59	1.60	0.67	1.71	0.73	1.76	0.83

Model: ASHG09KMCC

Outdoor temperature	Indoor temperature (°CDB / °CWB)											
	18.0 / 12.0		21.0 / 15.0		23.0 / 16.0		27.0 / 19.0		29.0 / 21.0		32.0 / 23.0	
(°CDB)	TC	SHC	TC	SHC	TC	SHC	TC	SHC	TC	SHC	TC	SHC
-10.0	2.51	1.41	2.84	1.61	2.99	1.85	3.20	2.08	3.42	2.27	3.53	2.61
-5.0	2.51	1.41	2.84	1.61	2.99	1.85	3.20	2.08	3.42	2.27	3.53	2.61
0.0	2.51	1.41	2.84	1.61	2.99	1.85	3.20	2.08	3.42	2.27	3.53	2.61
5.0	2.51	1.41	2.84	1.61	2.99	1.85	3.20	2.08	3.42	2.27	3.53	2.61
10.0	2.51	1.41	2.84	1.61	2.99	1.85	3.20	2.08	3.42	2.27	3.53	2.61
15.0	2.51	1.41	2.84	1.61	2.99	1.85	3.20	2.08	3.42	2.27	3.53	2.61
20.0	2.51	1.41	2.84	1.61	2.99	1.85	3.20	2.08	3.42	2.27	3.53	2.61
25.0	2.51	1.41	2.84	1.61	2.99	1.85	3.20	2.08	3.42	2.27	3.53	2.61
30.0	2.51	1.41	2.84	1.61	2.99	1.85	3.20	2.08	3.42	2.27	3.53	2.61
35.0	2.51	1.41	2.84	1.61	2.99	1.85	3.20	2.08	3.42	2.27	3.53	2.61
40.0	2.06	0.95	2.32	1.08	2.45	1.24	2.62	1.40	2.81	1.53	2.89	1.75
46.0	1.61	0.58	1.81	0.66	1.91	0.76	2.05	0.85	2.19	0.93	2.26	1.07

Model: ASHG12KMCC

Outdoor temperature	Indoor temperature (°CDB / °CWB)											
	18.0 / 12.0		21.0 / 15.0		23.0 / 16.0		27.0 / 19.0		29.0 / 21.0		32.0 / 23.0	
(°CDB)	TC	SHC	TC	SHC	TC	SHC	TC	SHC	TC	SHC	TC	SHC
-10.0	3.37	1.90	3.81	2.16	4.02	2.49	4.30	2.80	4.60	3.06	4.74	3.50
-5.0	3.37	1.90	3.81	2.16	4.02	2.49	4.30	2.80	4.60	3.06	4.74	3.50
0.0	3.37	1.90	3.81	2.16	4.02	2.49	4.30	2.80	4.60	3.06	4.74	3.50
5.0	3.37	1.90	3.81	2.16	4.02	2.49	4.30	2.80	4.60	3.06	4.74	3.50
10.0	3.37	1.90	3.81	2.16	4.02	2.49	4.30	2.80	4.60	3.06	4.74	3.50
15.0	3.37	1.90	3.81	2.16	4.02	2.49	4.30	2.80	4.60	3.06	4.74	3.50
20.0	3.37	1.90	3.81	2.16	4.02	2.49	4.30	2.80	4.60	3.06	4.74	3.50
25.0	3.37	1.90	3.81	2.16	4.02	2.49	4.30	2.80	4.60	3.06	4.74	3.50
30.0	3.37	1.90	3.81	2.16	4.02	2.49	4.30	2.80	4.60	3.06	4.74	3.50
35.0	3.37	1.90	3.81	2.16	4.02	2.49	4.30	2.80	4.60	3.06	4.74	3.50
40.0	2.76	1.27	3.12	1.45	3.29	1.67	3.53	1.88	3.77	2.06	3.89	2.35
46.0	2.16	0.78	2.44	0.89	2.57	1.02	2.75	1.14	2.94	1.25	3.03	1.43

Model: ASHG14KMCC

Outdoor temperature	Indoor temperature (°CDB / °CWB)											
	18.0 / 12.0		21.0 / 15.0		23.0 / 16.0		27.0 / 19.0		29.0 / 21.0		32.0 / 23.0	
(°CDB)	TC	SHC	TC	SHC	TC	SHC	TC	SHC	TC	SHC	TC	SHC
-10.0	3.92	2.20	4.43	2.51	4.67	2.89	5.00	3.25	5.35	3.55	5.51	4.07
-5.0	3.92	2.20	4.43	2.51	4.67	2.89	5.00	3.25	5.35	3.55	5.51	4.07
0.0	3.92	2.20	4.43	2.51	4.67	2.89	5.00	3.25	5.35	3.55	5.51	4.07
5.0	3.92	2.20	4.43	2.51	4.67	2.89	5.00	3.25	5.35	3.55	5.51	4.07
10.0	3.92	2.20	4.43	2.51	4.67	2.89	5.00	3.25	5.35	3.55	5.51	4.07
15.0	3.92	2.20	4.43	2.51	4.67	2.89	5.00	3.25	5.35	3.55	5.51	4.07
20.0	3.92	2.20	4.43	2.51	4.67	2.89	5.00	3.25	5.35	3.55	5.51	4.07
25.0	3.92	2.20	4.43	2.51	4.67	2.89	5.00	3.25	5.35	3.55	5.51	4.07
30.0	3.92	2.20	4.43	2.51	4.67	2.89	5.00	3.25	5.35	3.55	5.51	4.07
35.0	3.92	2.20	4.43	2.51	4.67	2.89	5.00	3.25	5.35	3.55	5.51	4.07
40.0	3.21	1.48	3.63	1.69	3.83	1.95	4.10	2.19	4.38	2.39	4.52	2.74
46.0	2.51	0.90	2.84	1.03	2.99	1.18	3.20	1.33	3.42	1.46	3.53	1.67

Model: ASHG07KMCE

Outdoor temperature	Indoor temperature (°CDB / °CWB)											
	18.0 / 12.0		21.0 / 15.0		23.0 / 16.0		27.0 / 19.0		29.0 / 21.0		32.0 / 23.0	
(°CDB)	TC	SHC	TC	SHC	TC	SHC	TC	SHC	TC	SHC	TC	SHC
-10.0	1.96	1.10	2.22	1.26	2.34	1.45	2.50	1.63	2.67	1.78	2.76	2.04
-5.0	1.96	1.10	2.22	1.26	2.34	1.45	2.50	1.63	2.67	1.78	2.76	2.04
0.0	1.96	1.10	2.22	1.26	2.34	1.45	2.50	1.63	2.67	1.78	2.76	2.04
5.0	1.96	1.10	2.22	1.26	2.34	1.45	2.50	1.63	2.67	1.78	2.76	2.04
10.0	1.96	1.10	2.22	1.26	2.34	1.45	2.50	1.63	2.67	1.78	2.76	2.04
15.0	1.96	1.10	2.22	1.26	2.34	1.45	2.50	1.63	2.67	1.78	2.76	2.04
20.0	1.96	1.10	2.22	1.26	2.34	1.45	2.50	1.63	2.67	1.78	2.76	2.04
25.0	1.96	1.10	2.22	1.26	2.34	1.45	2.50	1.63	2.67	1.78	2.76	2.04
30.0	1.96	1.10	2.22	1.26	2.34	1.45	2.50	1.63	2.67	1.78	2.76	2.04
35.0	1.96	1.10	2.22	1.26	2.34	1.45	2.50	1.63	2.67	1.78	2.76	2.04
40.0	1.61	0.74	1.82	0.84	1.91	0.97	2.05	1.09	2.19	1.20	2.26	1.37
46.0	1.25	0.45	1.42	0.51	1.49	0.59	1.60	0.67	1.71	0.73	1.76	0.83

Model: ASHG09KMCE

Outdoor temperature	Indoor temperature (°CDB / °CWB)											
	18.0 / 12.0		21.0 / 15.0		23.0 / 16.0		27.0 / 19.0		29.0 / 21.0		32.0 / 23.0	
(°CDB)	TC	SHC	TC	SHC	TC	SHC	TC	SHC	TC	SHC	TC	SHC
-10.0	2.51	1.41	2.84	1.61	2.99	1.85	3.20	2.08	3.42	2.27	3.53	2.61
-5.0	2.51	1.41	2.84	1.61	2.99	1.85	3.20	2.08	3.42	2.27	3.53	2.61
0.0	2.51	1.41	2.84	1.61	2.99	1.85	3.20	2.08	3.42	2.27	3.53	2.61
5.0	2.51	1.41	2.84	1.61	2.99	1.85	3.20	2.08	3.42	2.27	3.53	2.61
10.0	2.51	1.41	2.84	1.61	2.99	1.85	3.20	2.08	3.42	2.27	3.53	2.61
15.0	2.51	1.41	2.84	1.61	2.99	1.85	3.20	2.08	3.42	2.27	3.53	2.61
20.0	2.51	1.41	2.84	1.61	2.99	1.85	3.20	2.08	3.42	2.27	3.53	2.61
25.0	2.51	1.41	2.84	1.61	2.99	1.85	3.20	2.08	3.42	2.27	3.53	2.61
30.0	2.51	1.41	2.84	1.61	2.99	1.85	3.20	2.08	3.42	2.27	3.53	2.61
35.0	2.51	1.41	2.84	1.61	2.99	1.85	3.20	2.08	3.42	2.27	3.53	2.61
40.0	2.06	0.95	2.32	1.08	2.45	1.24	2.62	1.40	2.81	1.53	2.89	1.75
46.0	1.61	0.58	1.81	0.66	1.91	0.76	2.05	0.85	2.19	0.93	2.26	1.07

Model: ASHG12KMCE

Outdoor temperature	Indoor temperature (°CDB / °CWB)											
	18.0 / 12.0		21.0 / 15.0		23.0 / 16.0		27.0 / 19.0		29.0 / 21.0		32.0 / 23.0	
(°CDB)	TC	SHC	TC	SHC	TC	SHC	TC	SHC	TC	SHC	TC	SHC
-10.0	3.37	1.90	3.81	2.16	4.02	2.49	4.30	2.80	4.60	3.06	4.74	3.50
-5.0	3.37	1.90	3.81	2.16	4.02	2.49	4.30	2.80	4.60	3.06	4.74	3.50
0.0	3.37	1.90	3.81	2.16	4.02	2.49	4.30	2.80	4.60	3.06	4.74	3.50
5.0	3.37	1.90	3.81	2.16	4.02	2.49	4.30	2.80	4.60	3.06	4.74	3.50
10.0	3.37	1.90	3.81	2.16	4.02	2.49	4.30	2.80	4.60	3.06	4.74	3.50
15.0	3.37	1.90	3.81	2.16	4.02	2.49	4.30	2.80	4.60	3.06	4.74	3.50
20.0	3.37	1.90	3.81	2.16	4.02	2.49	4.30	2.80	4.60	3.06	4.74	3.50
25.0	3.37	1.90	3.81	2.16	4.02	2.49	4.30	2.80	4.60	3.06	4.74	3.50
30.0	3.37	1.90	3.81	2.16	4.02	2.49	4.30	2.80	4.60	3.06	4.74	3.50
35.0	3.37	1.90	3.81	2.16	4.02	2.49	4.30	2.80	4.60	3.06	4.74	3.50
40.0	2.76	1.27	3.12	1.45	3.29	1.67	3.53	1.88	3.77	2.06	3.89	2.35
46.0	2.16	0.78	2.44	0.89	2.57	1.02	2.75	1.14	2.94	1.25	3.03	1.43

Model: ASHG14KMCE

Outdoor temperature	Indoor temperature (°CDB / °CWB)											
	18.0 / 12.0		21.0 / 15.0		23.0 / 16.0		27.0 / 19.0		29.0 / 21.0		32.0 / 23.0	
(°CDB)	TC	SHC	TC	SHC	TC	SHC	TC	SHC	TC	SHC	TC	SHC
-10.0	3.92	2.20	4.43	2.51	4.67	2.89	5.00	3.25	5.35	3.55	5.51	4.07
-5.0	3.92	2.20	4.43	2.51	4.67	2.89	5.00	3.25	5.35	3.55	5.51	4.07
0.0	3.92	2.20	4.43	2.51	4.67	2.89	5.00	3.25	5.35	3.55	5.51	4.07
5.0	3.92	2.20	4.43	2.51	4.67	2.89	5.00	3.25	5.35	3.55	5.51	4.07
10.0	3.92	2.20	4.43	2.51	4.67	2.89	5.00	3.25	5.35	3.55	5.51	4.07
15.0	3.92	2.20	4.43	2.51	4.67	2.89	5.00	3.25	5.35	3.55	5.51	4.07
20.0	3.92	2.20	4.43	2.51	4.67	2.89	5.00	3.25	5.35	3.55	5.51	4.07
25.0	3.92	2.20	4.43	2.51	4.67	2.89	5.00	3.25	5.35	3.55	5.51	4.07
30.0	3.92	2.20	4.43	2.51	4.67	2.89	5.00	3.25	5.35	3.55	5.51	4.07
35.0	3.92	2.20	4.43	2.51	4.67	2.89	5.00	3.25	5.35	3.55	5.51	4.07
40.0	3.21	1.48	3.63	1.69	3.83	1.95	4.10	2.19	4.38	2.39	4.52	2.74
46.0	2.51	0.90	2.84	1.03	2.99	1.18	3.20	1.33	3.42	1.46	3.53	1.67

Model: ASHG07KMCF

Outdoor temperature	Indoor temperature (°CDB / °CWB)											
	18.0 / 12.0		21.0 / 15.0		23.0 / 16.0		27.0 / 19.0		29.0 / 21.0		32.0 / 23.0	
(°CDB)	TC	SHC	TC	SHC	TC	SHC	TC	SHC	TC	SHC	TC	SHC
-10.0	1.96	1.10	2.22	1.26	2.34	1.45	2.50	1.63	2.67	1.78	2.76	2.04
-5.0	1.96	1.10	2.22	1.26	2.34	1.45	2.50	1.63	2.67	1.78	2.76	2.04
0.0	1.96	1.10	2.22	1.26	2.34	1.45	2.50	1.63	2.67	1.78	2.76	2.04
5.0	1.96	1.10	2.22	1.26	2.34	1.45	2.50	1.63	2.67	1.78	2.76	2.04
10.0	1.96	1.10	2.22	1.26	2.34	1.45	2.50	1.63	2.67	1.78	2.76	2.04
15.0	1.96	1.10	2.22	1.26	2.34	1.45	2.50	1.63	2.67	1.78	2.76	2.04
20.0	1.96	1.10	2.22	1.26	2.34	1.45	2.50	1.63	2.67	1.78	2.76	2.04
25.0	1.96	1.10	2.22	1.26	2.34	1.45	2.50	1.63	2.67	1.78	2.76	2.04
30.0	1.96	1.10	2.22	1.26	2.34	1.45	2.50	1.63	2.67	1.78	2.76	2.04
35.0	1.96	1.10	2.22	1.26	2.34	1.45	2.50	1.63	2.67	1.78	2.76	2.04
40.0	1.61	0.74	1.82	0.84	1.91	0.97	2.05	1.09	2.19	1.20	2.26	1.37
46.0	1.25	0.45	1.42	0.51	1.49	0.59	1.60	0.67	1.71	0.73	1.76	0.83

Model: ASHG09KMCF

Outdoor temperature	Indoor temperature (°CDB / °CWB)											
	18.0 / 12.0		21.0 / 15.0		23.0 / 16.0		27.0 / 19.0		29.0 / 21.0		32.0 / 23.0	
(°CDB)	TC	SHC	TC	SHC	TC	SHC	TC	SHC	TC	SHC	TC	SHC
-10.0	2.51	1.41	2.84	1.61	2.99	1.85	3.20	2.08	3.42	2.27	3.53	2.61
-5.0	2.51	1.41	2.84	1.61	2.99	1.85	3.20	2.08	3.42	2.27	3.53	2.61
0.0	2.51	1.41	2.84	1.61	2.99	1.85	3.20	2.08	3.42	2.27	3.53	2.61
5.0	2.51	1.41	2.84	1.61	2.99	1.85	3.20	2.08	3.42	2.27	3.53	2.61
10.0	2.51	1.41	2.84	1.61	2.99	1.85	3.20	2.08	3.42	2.27	3.53	2.61
15.0	2.51	1.41	2.84	1.61	2.99	1.85	3.20	2.08	3.42	2.27	3.53	2.61
20.0	2.51	1.41	2.84	1.61	2.99	1.85	3.20	2.08	3.42	2.27	3.53	2.61
25.0	2.51	1.41	2.84	1.61	2.99	1.85	3.20	2.08	3.42	2.27	3.53	2.61
30.0	2.51	1.41	2.84	1.61	2.99	1.85	3.20	2.08	3.42	2.27	3.53	2.61
35.0	2.51	1.41	2.84	1.61	2.99	1.85	3.20	2.08	3.42	2.27	3.53	2.61
40.0	2.06	0.95	2.32	1.08	2.45	1.24	2.62	1.40	2.81	1.53	2.89	1.75
46.0	1.61	0.58	1.81	0.66	1.91	0.76	2.05	0.85	2.19	0.93	2.26	1.07

Model: ASHG12KMCF

Outdoor temperature	Indoor temperature (°CDB / °CWB)											
	18.0 / 12.0		21.0 / 15.0		23.0 / 16.0		27.0 / 19.0		29.0 / 21.0		32.0 / 23.0	
(°CDB)	TC	SHC	TC	SHC	TC	SHC	TC	SHC	TC	SHC	TC	SHC
-10.0	3.37	1.90	3.81	2.16	4.02	2.49	4.30	2.80	4.60	3.06	4.74	3.50
-5.0	3.37	1.90	3.81	2.16	4.02	2.49	4.30	2.80	4.60	3.06	4.74	3.50
0.0	3.37	1.90	3.81	2.16	4.02	2.49	4.30	2.80	4.60	3.06	4.74	3.50
5.0	3.37	1.90	3.81	2.16	4.02	2.49	4.30	2.80	4.60	3.06	4.74	3.50
10.0	3.37	1.90	3.81	2.16	4.02	2.49	4.30	2.80	4.60	3.06	4.74	3.50
15.0	3.37	1.90	3.81	2.16	4.02	2.49	4.30	2.80	4.60	3.06	4.74	3.50
20.0	3.37	1.90	3.81	2.16	4.02	2.49	4.30	2.80	4.60	3.06	4.74	3.50
25.0	3.37	1.90	3.81	2.16	4.02	2.49	4.30	2.80	4.60	3.06	4.74	3.50
30.0	3.37	1.90	3.81	2.16	4.02	2.49	4.30	2.80	4.60	3.06	4.74	3.50
35.0	3.37	1.90	3.81	2.16	4.02	2.49	4.30	2.80	4.60	3.06	4.74	3.50
40.0	2.76	1.27	3.12	1.45	3.29	1.67	3.53	1.88	3.77	2.06	3.89	2.35
46.0	2.16	0.78	2.44	0.89	2.57	1.02	2.75	1.14	2.94	1.25	3.03	1.43

Model: ASHG14KMCF

Outdoor temperature	Indoor temperature (°CDB / °CWB)											
	18.0 / 12.0		21.0 / 15.0		23.0 / 16.0		27.0 / 19.0		29.0 / 21.0		32.0 / 23.0	
(°CDB)	TC	SHC	TC	SHC	TC	SHC	TC	SHC	TC	SHC	TC	SHC
-10.0	3.92	2.20	4.43	2.51	4.67	2.89	5.00	3.25	5.35	3.55	5.51	4.07
-5.0	3.92	2.20	4.43	2.51	4.67	2.89	5.00	3.25	5.35	3.55	5.51	4.07
0.0	3.92	2.20	4.43	2.51	4.67	2.89	5.00	3.25	5.35	3.55	5.51	4.07
5.0	3.92	2.20	4.43	2.51	4.67	2.89	5.00	3.25	5.35	3.55	5.51	4.07
10.0	3.92	2.20	4.43	2.51	4.67	2.89	5.00	3.25	5.35	3.55	5.51	4.07
15.0	3.92	2.20	4.43	2.51	4.67	2.89	5.00	3.25	5.35	3.55	5.51	4.07
20.0	3.92	2.20	4.43	2.51	4.67	2.89	5.00	3.25	5.35	3.55	5.51	4.07
25.0	3.92	2.20	4.43	2.51	4.67	2.89	5.00	3.25	5.35	3.55	5.51	4.07
30.0	3.92	2.20	4.43	2.51	4.67	2.89	5.00	3.25	5.35	3.55	5.51	4.07
35.0	3.92	2.20	4.43	2.51	4.67	2.89	5.00	3.25	5.35	3.55	5.51	4.07
40.0	3.21	1.48	3.63	1.69	3.83	1.95	4.10	2.19	4.38	2.39	4.52	2.74
46.0	2.51	0.90	2.84	1.03	2.99	1.18	3.20	1.33	3.42	1.46	3.53	1.67

Model: ASHH07KMCG, ASHH07KMCG-B

Outdoor temperature	Indoor temperature (°CDB / °CWB)											
	18.0 / 12.0		21.0 / 15.0		23.0 / 16.0		27.0 / 19.0		29.0 / 21.0		32.0 / 23.0	
(°CDB)	TC	SHC	TC	SHC	TC	SHC	TC	SHC	TC	SHC	TC	SHC
-10.0	1.96	1.10	2.22	1.26	2.34	1.45	2.50	1.63	2.67	1.78	2.76	2.04
-5.0	1.96	1.10	2.22	1.26	2.34	1.45	2.50	1.63	2.67	1.78	2.76	2.04
0.0	1.96	1.10	2.22	1.26	2.34	1.45	2.50	1.63	2.67	1.78	2.76	2.04
5.0	1.96	1.10	2.22	1.26	2.34	1.45	2.50	1.63	2.67	1.78	2.76	2.04
10.0	1.96	1.10	2.22	1.26	2.34	1.45	2.50	1.63	2.67	1.78	2.76	2.04
15.0	1.96	1.10	2.22	1.26	2.34	1.45	2.50	1.63	2.67	1.78	2.76	2.04
20.0	1.96	1.10	2.22	1.26	2.34	1.45	2.50	1.63	2.67	1.78	2.76	2.04
25.0	1.96	1.10	2.22	1.26	2.34	1.45	2.50	1.63	2.67	1.78	2.76	2.04
30.0	1.96	1.10	2.22	1.26	2.34	1.45	2.50	1.63	2.67	1.78	2.76	2.04
35.0	1.96	1.10	2.22	1.26	2.34	1.45	2.50	1.63	2.67	1.78	2.76	2.04
40.0	1.62	0.75	1.83	0.86	1.93	0.99	2.07	1.11	2.21	1.22	2.28	1.39
46.0	1.28	0.47	1.45	0.54	1.53	0.62	1.64	0.70	1.75	0.76	1.81	0.87

Model: ASHH09KMCG, ASHH09KMCG-B

Outdoor temperature	Indoor temperature (°CDB / °CWB)											
	18.0 / 12.0		21.0 / 15.0		23.0 / 16.0		27.0 / 19.0		29.0 / 21.0		32.0 / 23.0	
(°CDB)	TC	SHC	TC	SHC	TC	SHC	TC	SHC	TC	SHC	TC	SHC
-10.0	2.51	1.41	2.84	1.61	2.99	1.85	3.20	2.08	3.42	2.27	3.53	2.61
-5.0	2.51	1.41	2.84	1.61	2.99	1.85	3.20	2.08	3.42	2.27	3.53	2.61
0.0	2.51	1.41	2.84	1.61	2.99	1.85	3.20	2.08	3.42	2.27	3.53	2.61
5.0	2.51	1.41	2.84	1.61	2.99	1.85	3.20	2.08	3.42	2.27	3.53	2.61
10.0	2.51	1.41	2.84	1.61	2.99	1.85	3.20	2.08	3.42	2.27	3.53	2.61
15.0	2.51	1.41	2.84	1.61	2.99	1.85	3.20	2.08	3.42	2.27	3.53	2.61
20.0	2.51	1.41	2.84	1.61	2.99	1.85	3.20	2.08	3.42	2.27	3.53	2.61
25.0	2.51	1.41	2.84	1.61	2.99	1.85	3.20	2.08	3.42	2.27	3.53	2.61
30.0	2.51	1.41	2.84	1.61	2.99	1.85	3.20	2.08	3.42	2.27	3.53	2.61
35.0	2.51	1.41	2.84	1.61	2.99	1.85	3.20	2.08	3.42	2.27	3.53	2.61
40.0	2.08	0.97	2.35	1.10	2.47	1.27	2.65	1.42	2.83	1.56	2.92	1.79
46.0	1.64	0.61	1.86	0.69	1.96	0.79	2.10	0.89	2.24	0.98	2.31	1.12

Model: ASHH12KMCG, ASHH12KMCG-B

Outdoor temperature	Indoor temperature (°CDB / °CWB)											
	18.0 / 12.0		21.0 / 15.0		23.0 / 16.0		27.0 / 19.0		29.0 / 21.0		32.0 / 23.0	
(°CDB)	TC	SHC	TC	SHC	TC	SHC	TC	SHC	TC	SHC	TC	SHC
-10.0	3.37	1.90	3.81	2.16	4.02	2.49	4.30	2.80	4.60	3.06	4.74	3.50
-5.0	3.37	1.90	3.81	2.16	4.02	2.49	4.30	2.80	4.60	3.06	4.74	3.50
0.0	3.37	1.90	3.81	2.16	4.02	2.49	4.30	2.80	4.60	3.06	4.74	3.50
5.0	3.37	1.90	3.81	2.16	4.02	2.49	4.30	2.80	4.60	3.06	4.74	3.50
10.0	3.37	1.90	3.81	2.16	4.02	2.49	4.30	2.80	4.60	3.06	4.74	3.50
15.0	3.37	1.90	3.81	2.16	4.02	2.49	4.30	2.80	4.60	3.06	4.74	3.50
20.0	3.37	1.90	3.81	2.16	4.02	2.49	4.30	2.80	4.60	3.06	4.74	3.50
25.0	3.37	1.90	3.81	2.16	4.02	2.49	4.30	2.80	4.60	3.06	4.74	3.50
30.0	3.37	1.90	3.81	2.16	4.02	2.49	4.30	2.80	4.60	3.06	4.74	3.50
35.0	3.37	1.90	3.81	2.16	4.02	2.49	4.30	2.80	4.60	3.06	4.74	3.50
40.0	2.79	1.30	3.15	1.48	3.32	1.70	3.56	1.91	3.80	2.09	3.92	2.40
46.0	2.21	0.81	2.50	0.93	2.63	1.07	2.82	1.20	3.01	1.31	3.11	1.50

Model: ASHH14KMCG, ASHH14KMCG-B

Outdoor temperature	Indoor temperature (°CDB / °CWB)											
	18.0 / 12.0		21.0 / 15.0		23.0 / 16.0		27.0 / 19.0		29.0 / 21.0		32.0 / 23.0	
(°CDB)	TC	SHC	TC	SHC	TC	SHC	TC	SHC	TC	SHC	TC	SHC
-10.0	3.92	2.20	4.43	2.51	4.67	2.89	5.00	3.25	5.35	3.55	5.51	4.07
-5.0	3.92	2.20	4.43	2.51	4.67	2.89	5.00	3.25	5.35	3.55	5.51	4.07
0.0	3.92	2.20	4.43	2.51	4.67	2.89	5.00	3.25	5.35	3.55	5.51	4.07
5.0	3.92	2.20	4.43	2.51	4.67	2.89	5.00	3.25	5.35	3.55	5.51	4.07
10.0	3.92	2.20	4.43	2.51	4.67	2.89	5.00	3.25	5.35	3.55	5.51	4.07
15.0	3.92	2.20	4.43	2.51	4.67	2.89	5.00	3.25	5.35	3.55	5.51	4.07
20.0	3.92	2.20	4.43	2.51	4.67	2.89	5.00	3.25	5.35	3.55	5.51	4.07
25.0	3.92	2.20	4.43	2.51	4.67	2.89	5.00	3.25	5.35	3.55	5.51	4.07
30.0	3.92	2.20	4.43	2.51	4.67	2.89	5.00	3.25	5.35	3.55	5.51	4.07
35.0	3.92	2.20	4.43	2.51	4.67	2.89	5.00	3.25	5.35	3.55	5.51	4.07
40.0	3.24	1.51	3.67	1.72	3.87	1.98	4.14	2.23	4.42	2.43	4.56	2.79
46.0	2.57	0.95	2.90	1.08	3.06	1.24	3.28	1.40	3.50	1.53	3.61	1.75

Model: ASHH07KMCH, ASHH07KMCH-B

Outdoor temperature	Indoor temperature (°CDB / °CWB)											
	18.0 / 12.0		21.0 / 15.0		23.0 / 16.0		27.0 / 19.0		29.0 / 21.0		32.0 / 23.0	
(°CDB)	TC	SHC	TC	SHC	TC	SHC	TC	SHC	TC	SHC	TC	SHC
-10.0	1.96	1.10	2.22	1.26	2.34	1.45	2.50	1.63	2.67	1.78	2.76	2.04
-5.0	1.96	1.10	2.22	1.26	2.34	1.45	2.50	1.63	2.67	1.78	2.76	2.04
0.0	1.96	1.10	2.22	1.26	2.34	1.45	2.50	1.63	2.67	1.78	2.76	2.04
5.0	1.96	1.10	2.22	1.26	2.34	1.45	2.50	1.63	2.67	1.78	2.76	2.04
10.0	1.96	1.10	2.22	1.26	2.34	1.45	2.50	1.63	2.67	1.78	2.76	2.04
15.0	1.96	1.10	2.22	1.26	2.34	1.45	2.50	1.63	2.67	1.78	2.76	2.04
20.0	1.96	1.10	2.22	1.26	2.34	1.45	2.50	1.63	2.67	1.78	2.76	2.04
25.0	1.96	1.10	2.22	1.26	2.34	1.45	2.50	1.63	2.67	1.78	2.76	2.04
30.0	1.96	1.10	2.22	1.26	2.34	1.45	2.50	1.63	2.67	1.78	2.76	2.04
35.0	1.96	1.10	2.22	1.26	2.34	1.45	2.50	1.63	2.67	1.78	2.76	2.04
40.0	1.62	0.75	1.83	0.86	1.93	0.99	2.07	1.11	2.21	1.22	2.28	1.39
46.0	1.28	0.47	1.45	0.54	1.53	0.62	1.64	0.70	1.75	0.76	1.81	0.87

Model: ASHH09KMCH, ASHH09KMCH-B

Outdoor temperature	Indoor temperature (°CDB / °CWB)											
	18.0 / 12.0		21.0 / 15.0		23.0 / 16.0		27.0 / 19.0		29.0 / 21.0		32.0 / 23.0	
(°CDB)	TC	SHC	TC	SHC	TC	SHC	TC	SHC	TC	SHC	TC	SHC
-10.0	2.51	1.41	2.84	1.61	2.99	1.85	3.20	2.08	3.42	2.27	3.53	2.61
-5.0	2.51	1.41	2.84	1.61	2.99	1.85	3.20	2.08	3.42	2.27	3.53	2.61
0.0	2.51	1.41	2.84	1.61	2.99	1.85	3.20	2.08	3.42	2.27	3.53	2.61
5.0	2.51	1.41	2.84	1.61	2.99	1.85	3.20	2.08	3.42	2.27	3.53	2.61
10.0	2.51	1.41	2.84	1.61	2.99	1.85	3.20	2.08	3.42	2.27	3.53	2.61
15.0	2.51	1.41	2.84	1.61	2.99	1.85	3.20	2.08	3.42	2.27	3.53	2.61
20.0	2.51	1.41	2.84	1.61	2.99	1.85	3.20	2.08	3.42	2.27	3.53	2.61
25.0	2.51	1.41	2.84	1.61	2.99	1.85	3.20	2.08	3.42	2.27	3.53	2.61
30.0	2.51	1.41	2.84	1.61	2.99	1.85	3.20	2.08	3.42	2.27	3.53	2.61
35.0	2.51	1.41	2.84	1.61	2.99	1.85	3.20	2.08	3.42	2.27	3.53	2.61
40.0	2.08	0.97	2.35	1.10	2.47	1.27	2.65	1.42	2.83	1.56	2.92	1.79
46.0	1.64	0.61	1.86	0.69	1.96	0.79	2.10	0.89	2.24	0.98	2.31	1.12

Model: ASHH12KMCH, ASHH12KMCH-B

Outdoor temperature	Indoor temperature (°CDB / °CWB)											
	18.0 / 12.0		21.0 / 15.0		23.0 / 16.0		27.0 / 19.0		29.0 / 21.0		32.0 / 23.0	
(°CDB)	TC	SHC	TC	SHC	TC	SHC	TC	SHC	TC	SHC	TC	SHC
-10.0	3.37	1.90	3.81	2.16	4.02	2.49	4.30	2.80	4.60	3.06	4.74	3.50
-5.0	3.37	1.90	3.81	2.16	4.02	2.49	4.30	2.80	4.60	3.06	4.74	3.50
0.0	3.37	1.90	3.81	2.16	4.02	2.49	4.30	2.80	4.60	3.06	4.74	3.50
5.0	3.37	1.90	3.81	2.16	4.02	2.49	4.30	2.80	4.60	3.06	4.74	3.50
10.0	3.37	1.90	3.81	2.16	4.02	2.49	4.30	2.80	4.60	3.06	4.74	3.50
15.0	3.37	1.90	3.81	2.16	4.02	2.49	4.30	2.80	4.60	3.06	4.74	3.50
20.0	3.37	1.90	3.81	2.16	4.02	2.49	4.30	2.80	4.60	3.06	4.74	3.50
25.0	3.37	1.90	3.81	2.16	4.02	2.49	4.30	2.80	4.60	3.06	4.74	3.50
30.0	3.37	1.90	3.81	2.16	4.02	2.49	4.30	2.80	4.60	3.06	4.74	3.50
35.0	3.37	1.90	3.81	2.16	4.02	2.49	4.30	2.80	4.60	3.06	4.74	3.50
40.0	2.79	1.30	3.15	1.48	3.32	1.70	3.56	1.91	3.80	2.09	3.92	2.40
46.0	2.21	0.81	2.50	0.93	2.63	1.07	2.82	1.20	3.01	1.31	3.11	1.50

Model: ASHH14KMCH, ASHH14KMCH-B

Outdoor temperature	Indoor temperature (°CDB / °CWB)											
	18.0 / 12.0		21.0 / 15.0		23.0 / 16.0		27.0 / 19.0		29.0 / 21.0		32.0 / 23.0	
(°CDB)	TC	SHC	TC	SHC	TC	SHC	TC	SHC	TC	SHC	TC	SHC
-10.0	3.92	2.20	4.43	2.51	4.67	2.89	5.00	3.25	5.35	3.55	5.51	4.07
-5.0	3.92	2.20	4.43	2.51	4.67	2.89	5.00	3.25	5.35	3.55	5.51	4.07
0.0	3.92	2.20	4.43	2.51	4.67	2.89	5.00	3.25	5.35	3.55	5.51	4.07
5.0	3.92	2.20	4.43	2.51	4.67	2.89	5.00	3.25	5.35	3.55	5.51	4.07
10.0	3.92	2.20	4.43	2.51	4.67	2.89	5.00	3.25	5.35	3.55	5.51	4.07
15.0	3.92	2.20	4.43	2.51	4.67	2.89	5.00	3.25	5.35	3.55	5.51	4.07
20.0	3.92	2.20	4.43	2.51	4.67	2.89	5.00	3.25	5.35	3.55	5.51	4.07
25.0	3.92	2.20	4.43	2.51	4.67	2.89	5.00	3.25	5.35	3.55	5.51	4.07
30.0	3.92	2.20	4.43	2.51	4.67	2.89	5.00	3.25	5.35	3.55	5.51	4.07
35.0	3.92	2.20	4.43	2.51	4.67	2.89	5.00	3.25	5.35	3.55	5.51	4.07
40.0	3.24	1.51	3.67	1.72	3.87	1.98	4.14	2.23	4.42	2.43	4.56	2.79
46.0	2.57	0.95	2.90	1.08	3.06	1.24	3.28	1.40	3.50	1.53	3.61	1.75

Model: ASHG07KETA, ASHG07KETA-B

Outdoor temperature	Indoor temperature (°CDB / °CWB)											
	18.0 / 12.0		21.0 / 15.0		23.0 / 16.0		27.0 / 19.0		29.0 / 21.0		32.0 / 23.0	
(°CDB)	TC	SHC	TC	SHC	TC	SHC	TC	SHC	TC	SHC	TC	SHC
-10.0	1.96	1.10	2.22	1.26	2.34	1.45	2.50	1.63	2.67	1.78	2.76	2.04
-5.0	1.96	1.10	2.22	1.26	2.34	1.45	2.50	1.63	2.67	1.78	2.76	2.04
0.0	1.96	1.10	2.22	1.26	2.34	1.45	2.50	1.63	2.67	1.78	2.76	2.04
5.0	1.96	1.10	2.22	1.26	2.34	1.45	2.50	1.63	2.67	1.78	2.76	2.04
10.0	1.96	1.10	2.22	1.26	2.34	1.45	2.50	1.63	2.67	1.78	2.76	2.04
15.0	1.96	1.10	2.22	1.26	2.34	1.45	2.50	1.63	2.67	1.78	2.76	2.04
20.0	1.96	1.10	2.22	1.26	2.34	1.45	2.50	1.63	2.67	1.78	2.76	2.04
25.0	1.96	1.10	2.22	1.26	2.34	1.45	2.50	1.63	2.67	1.78	2.76	2.04
30.0	1.96	1.10	2.22	1.26	2.34	1.45	2.50	1.63	2.67	1.78	2.76	2.04
35.0	1.96	1.10	2.22	1.26	2.34	1.45	2.50	1.63	2.67	1.78	2.76	2.04
40.0	1.61	0.74	1.82	0.84	1.91	0.97	2.05	1.09	2.19	1.20	2.26	1.37
46.0	1.25	0.45	1.42	0.51	1.49	0.59	1.60	0.67	1.71	0.73	1.76	0.83

Model: ASHG09KETA, ASHG09KETA-B

Outdoor temperature	Indoor temperature (°CDB / °CWB)											
	18.0 / 12.0		21.0 / 15.0		23.0 / 16.0		27.0 / 19.0		29.0 / 21.0		32.0 / 23.0	
(°CDB)	TC	SHC	TC	SHC	TC	SHC	TC	SHC	TC	SHC	TC	SHC
-10.0	2.51	1.41	2.84	1.61	2.99	1.85	3.20	2.08	3.42	2.27	3.53	2.61
-5.0	2.51	1.41	2.84	1.61	2.99	1.85	3.20	2.08	3.42	2.27	3.53	2.61
0.0	2.51	1.41	2.84	1.61	2.99	1.85	3.20	2.08	3.42	2.27	3.53	2.61
5.0	2.51	1.41	2.84	1.61	2.99	1.85	3.20	2.08	3.42	2.27	3.53	2.61
10.0	2.51	1.41	2.84	1.61	2.99	1.85	3.20	2.08	3.42	2.27	3.53	2.61
15.0	2.51	1.41	2.84	1.61	2.99	1.85	3.20	2.08	3.42	2.27	3.53	2.61
20.0	2.51	1.41	2.84	1.61	2.99	1.85	3.20	2.08	3.42	2.27	3.53	2.61
25.0	2.51	1.41	2.84	1.61	2.99	1.85	3.20	2.08	3.42	2.27	3.53	2.61
30.0	2.51	1.41	2.84	1.61	2.99	1.85	3.20	2.08	3.42	2.27	3.53	2.61
35.0	2.51	1.41	2.84	1.61	2.99	1.85	3.20	2.08	3.42	2.27	3.53	2.61
40.0	2.06	0.95	2.32	1.08	2.45	1.24	2.62	1.40	2.81	1.53	2.89	1.75
46.0	1.61	0.58	1.81	0.66	1.91	0.76	2.05	0.85	2.19	0.93	2.26	1.07

Model: ASHG12KETA, ASHG12KETA-B

Outdoor temperature	Indoor temperature (°CDB / °CWB)											
	18.0 / 12.0		21.0 / 15.0		23.0 / 16.0		27.0 / 19.0		29.0 / 21.0		32.0 / 23.0	
(°CDB)	TC	SHC	TC	SHC	TC	SHC	TC	SHC	TC	SHC	TC	SHC
-10.0	3.37	1.90	3.81	2.16	4.02	2.49	4.30	2.80	4.60	3.06	4.74	3.50
-5.0	3.37	1.90	3.81	2.16	4.02	2.49	4.30	2.80	4.60	3.06	4.74	3.50
0.0	3.37	1.90	3.81	2.16	4.02	2.49	4.30	2.80	4.60	3.06	4.74	3.50
5.0	3.37	1.90	3.81	2.16	4.02	2.49	4.30	2.80	4.60	3.06	4.74	3.50
10.0	3.37	1.90	3.81	2.16	4.02	2.49	4.30	2.80	4.60	3.06	4.74	3.50
15.0	3.37	1.90	3.81	2.16	4.02	2.49	4.30	2.80	4.60	3.06	4.74	3.50
20.0	3.37	1.90	3.81	2.16	4.02	2.49	4.30	2.80	4.60	3.06	4.74	3.50
25.0	3.37	1.90	3.81	2.16	4.02	2.49	4.30	2.80	4.60	3.06	4.74	3.50
30.0	3.37	1.90	3.81	2.16	4.02	2.49	4.30	2.80	4.60	3.06	4.74	3.50
35.0	3.37	1.90	3.81	2.16	4.02	2.49	4.30	2.80	4.60	3.06	4.74	3.50
40.0	2.76	1.27	3.12	1.45	3.29	1.67	3.53	1.88	3.77	2.06	3.89	2.35
46.0	2.16	0.78	2.44	0.89	2.57	1.02	2.75	1.14	2.94	1.25	3.03	1.43

Model: ASHG14KETA, ASHG14KETA-B

Outdoor temperature	Indoor temperature (°CDB / °CWB)											
	18.0 / 12.0		21.0 / 15.0		23.0 / 16.0		27.0 / 19.0		29.0 / 21.0		32.0 / 23.0	
(°CDB)	TC	SHC	TC	SHC	TC	SHC	TC	SHC	TC	SHC	TC	SHC
-10.0	3.92	2.20	4.43	2.51	4.67	2.89	5.00	3.25	5.35	3.55	5.51	4.07
-5.0	3.92	2.20	4.43	2.51	4.67	2.89	5.00	3.25	5.35	3.55	5.51	4.07
0.0	3.92	2.20	4.43	2.51	4.67	2.89	5.00	3.25	5.35	3.55	5.51	4.07
5.0	3.92	2.20	4.43	2.51	4.67	2.89	5.00	3.25	5.35	3.55	5.51	4.07
10.0	3.92	2.20	4.43	2.51	4.67	2.89	5.00	3.25	5.35	3.55	5.51	4.07
15.0	3.92	2.20	4.43	2.51	4.67	2.89	5.00	3.25	5.35	3.55	5.51	4.07
20.0	3.92	2.20	4.43	2.51	4.67	2.89	5.00	3.25	5.35	3.55	5.51	4.07
25.0	3.92	2.20	4.43	2.51	4.67	2.89	5.00	3.25	5.35	3.55	5.51	4.07
30.0	3.92	2.20	4.43	2.51	4.67	2.89	5.00	3.25	5.35	3.55	5.51	4.07
35.0	3.92	2.20	4.43	2.51	4.67	2.89	5.00	3.25	5.35	3.55	5.51	4.07
40.0	3.21	1.48	3.63	1.69	3.83	1.95	4.10	2.19	4.38	2.39	4.52	2.74
46.0	2.51	0.90	2.84	1.03	2.99	1.18	3.20	1.33	3.42	1.46	3.53	1.67

Model: ASHG07KETE, ASHG07KETE-B

Outdoor temperature	Indoor temperature (°CDB / °CWB)											
	18.0 / 12.0		21.0 / 15.0		23.0 / 16.0		27.0 / 19.0		29.0 / 21.0		32.0 / 23.0	
(°CDB)	TC	SHC	TC	SHC	TC	SHC	TC	SHC	TC	SHC	TC	SHC
-10.0	1.96	1.10	2.22	1.26	2.34	1.45	2.50	1.63	2.67	1.78	2.76	2.04
-5.0	1.96	1.10	2.22	1.26	2.34	1.45	2.50	1.63	2.67	1.78	2.76	2.04
0.0	1.96	1.10	2.22	1.26	2.34	1.45	2.50	1.63	2.67	1.78	2.76	2.04
5.0	1.96	1.10	2.22	1.26	2.34	1.45	2.50	1.63	2.67	1.78	2.76	2.04
10.0	1.96	1.10	2.22	1.26	2.34	1.45	2.50	1.63	2.67	1.78	2.76	2.04
15.0	1.96	1.10	2.22	1.26	2.34	1.45	2.50	1.63	2.67	1.78	2.76	2.04
20.0	1.96	1.10	2.22	1.26	2.34	1.45	2.50	1.63	2.67	1.78	2.76	2.04
25.0	1.96	1.10	2.22	1.26	2.34	1.45	2.50	1.63	2.67	1.78	2.76	2.04
30.0	1.96	1.10	2.22	1.26	2.34	1.45	2.50	1.63	2.67	1.78	2.76	2.04
35.0	1.96	1.10	2.22	1.26	2.34	1.45	2.50	1.63	2.67	1.78	2.76	2.04
40.0	1.61	0.74	1.82	0.84	1.91	0.97	2.05	1.09	2.19	1.20	2.26	1.37
46.0	1.25	0.45	1.42	0.51	1.49	0.59	1.60	0.67	1.71	0.73	1.76	0.83

Model: ASHG09KETE, ASHG09KETE-B

Outdoor temperature	Indoor temperature (°CDB / °CWB)											
	18.0 / 12.0		21.0 / 15.0		23.0 / 16.0		27.0 / 19.0		29.0 / 21.0		32.0 / 23.0	
(°CDB)	TC	SHC	TC	SHC	TC	SHC	TC	SHC	TC	SHC	TC	SHC
-10.0	2.51	1.41	2.84	1.61	2.99	1.85	3.20	2.08	3.42	2.27	3.53	2.61
-5.0	2.51	1.41	2.84	1.61	2.99	1.85	3.20	2.08	3.42	2.27	3.53	2.61
0.0	2.51	1.41	2.84	1.61	2.99	1.85	3.20	2.08	3.42	2.27	3.53	2.61
5.0	2.51	1.41	2.84	1.61	2.99	1.85	3.20	2.08	3.42	2.27	3.53	2.61
10.0	2.51	1.41	2.84	1.61	2.99	1.85	3.20	2.08	3.42	2.27	3.53	2.61
15.0	2.51	1.41	2.84	1.61	2.99	1.85	3.20	2.08	3.42	2.27	3.53	2.61
20.0	2.51	1.41	2.84	1.61	2.99	1.85	3.20	2.08	3.42	2.27	3.53	2.61
25.0	2.51	1.41	2.84	1.61	2.99	1.85	3.20	2.08	3.42	2.27	3.53	2.61
30.0	2.51	1.41	2.84	1.61	2.99	1.85	3.20	2.08	3.42	2.27	3.53	2.61
35.0	2.51	1.41	2.84	1.61	2.99	1.85	3.20	2.08	3.42	2.27	3.53	2.61
40.0	2.06	0.95	2.32	1.08	2.45	1.24	2.62	1.40	2.81	1.53	2.89	1.75
46.0	1.61	0.58	1.81	0.66	1.91	0.76	2.05	0.85	2.19	0.93	2.26	1.07

Model: ASHG12KETE, ASHG12KETE-B

Outdoor temperature	Indoor temperature (°CDB / °CWB)											
	18.0 / 12.0		21.0 / 15.0		23.0 / 16.0		27.0 / 19.0		29.0 / 21.0		32.0 / 23.0	
(°CDB)	TC	SHC	TC	SHC	TC	SHC	TC	SHC	TC	SHC	TC	SHC
-10.0	3.37	1.90	3.81	2.16	4.02	2.49	4.30	2.80	4.60	3.06	4.74	3.50
-5.0	3.37	1.90	3.81	2.16	4.02	2.49	4.30	2.80	4.60	3.06	4.74	3.50
0.0	3.37	1.90	3.81	2.16	4.02	2.49	4.30	2.80	4.60	3.06	4.74	3.50
5.0	3.37	1.90	3.81	2.16	4.02	2.49	4.30	2.80	4.60	3.06	4.74	3.50
10.0	3.37	1.90	3.81	2.16	4.02	2.49	4.30	2.80	4.60	3.06	4.74	3.50
15.0	3.37	1.90	3.81	2.16	4.02	2.49	4.30	2.80	4.60	3.06	4.74	3.50
20.0	3.37	1.90	3.81	2.16	4.02	2.49	4.30	2.80	4.60	3.06	4.74	3.50
25.0	3.37	1.90	3.81	2.16	4.02	2.49	4.30	2.80	4.60	3.06	4.74	3.50
30.0	3.37	1.90	3.81	2.16	4.02	2.49	4.30	2.80	4.60	3.06	4.74	3.50
35.0	3.37	1.90	3.81	2.16	4.02	2.49	4.30	2.80	4.60	3.06	4.74	3.50
40.0	2.76	1.27	3.12	1.45	3.29	1.67	3.53	1.88	3.77	2.06	3.89	2.35
46.0	2.16	0.78	2.44	0.89	2.57	1.02	2.75	1.14	2.94	1.25	3.03	1.43

Model: ASHG14KETE, ASHG14KETE-B

Outdoor temperature	Indoor temperature (°CDB / °CWB)											
	18.0 / 12.0		21.0 / 15.0		23.0 / 16.0		27.0 / 19.0		29.0 / 21.0		32.0 / 23.0	
(°CDB)	TC	SHC	TC	SHC	TC	SHC	TC	SHC	TC	SHC	TC	SHC
-10.0	3.92	2.20	4.43	2.51	4.67	2.89	5.00	3.25	5.35	3.55	5.51	4.07
-5.0	3.92	2.20	4.43	2.51	4.67	2.89	5.00	3.25	5.35	3.55	5.51	4.07
0.0	3.92	2.20	4.43	2.51	4.67	2.89	5.00	3.25	5.35	3.55	5.51	4.07
5.0	3.92	2.20	4.43	2.51	4.67	2.89	5.00	3.25	5.35	3.55	5.51	4.07
10.0	3.92	2.20	4.43	2.51	4.67	2.89	5.00	3.25	5.35	3.55	5.51	4.07
15.0	3.92	2.20	4.43	2.51	4.67	2.89	5.00	3.25	5.35	3.55	5.51	4.07
20.0	3.92	2.20	4.43	2.51	4.67	2.89	5.00	3.25	5.35	3.55	5.51	4.07
25.0	3.92	2.20	4.43	2.51	4.67	2.89	5.00	3.25	5.35	3.55	5.51	4.07
30.0	3.92	2.20	4.43	2.51	4.67	2.89	5.00	3.25	5.35	3.55	5.51	4.07
35.0	3.92	2.20	4.43	2.51	4.67	2.89	5.00	3.25	5.35	3.55	5.51	4.07
40.0	3.21	1.48	3.63	1.69	3.83	1.95	4.10	2.19	4.38	2.39	4.52	2.74
46.0	2.51	0.90	2.84	1.03	2.99	1.18	3.20	1.33	3.42	1.46	3.53	1.67

Model: ASHG07KETF, ASHG07KETF-B

Outdoor temperature	Indoor temperature (°CDB / °CWB)											
	18.0 / 12.0		21.0 / 15.0		23.0 / 16.0		27.0 / 19.0		29.0 / 21.0		32.0 / 23.0	
(°CDB)	TC	SHC	TC	SHC	TC	SHC	TC	SHC	TC	SHC	TC	SHC
-10.0	1.96	1.10	2.22	1.26	2.34	1.45	2.50	1.63	2.67	1.78	2.76	2.04
-5.0	1.96	1.10	2.22	1.26	2.34	1.45	2.50	1.63	2.67	1.78	2.76	2.04
0.0	1.96	1.10	2.22	1.26	2.34	1.45	2.50	1.63	2.67	1.78	2.76	2.04
5.0	1.96	1.10	2.22	1.26	2.34	1.45	2.50	1.63	2.67	1.78	2.76	2.04
10.0	1.96	1.10	2.22	1.26	2.34	1.45	2.50	1.63	2.67	1.78	2.76	2.04
15.0	1.96	1.10	2.22	1.26	2.34	1.45	2.50	1.63	2.67	1.78	2.76	2.04
20.0	1.96	1.10	2.22	1.26	2.34	1.45	2.50	1.63	2.67	1.78	2.76	2.04
25.0	1.96	1.10	2.22	1.26	2.34	1.45	2.50	1.63	2.67	1.78	2.76	2.04
30.0	1.96	1.10	2.22	1.26	2.34	1.45	2.50	1.63	2.67	1.78	2.76	2.04
35.0	1.96	1.10	2.22	1.26	2.34	1.45	2.50	1.63	2.67	1.78	2.76	2.04
40.0	1.61	0.74	1.82	0.84	1.91	0.97	2.05	1.09	2.19	1.20	2.26	1.37
46.0	1.25	0.45	1.42	0.51	1.49	0.59	1.60	0.67	1.71	0.73	1.76	0.83

Model: ASHG09KETF, ASHG09KETF-B

Outdoor temperature	Indoor temperature (°CDB / °CWB)											
	18.0 / 12.0		21.0 / 15.0		23.0 / 16.0		27.0 / 19.0		29.0 / 21.0		32.0 / 23.0	
(°CDB)	TC	SHC	TC	SHC	TC	SHC	TC	SHC	TC	SHC	TC	SHC
-10.0	2.51	1.41	2.84	1.61	2.99	1.85	3.20	2.08	3.42	2.27	3.53	2.61
-5.0	2.51	1.41	2.84	1.61	2.99	1.85	3.20	2.08	3.42	2.27	3.53	2.61
0.0	2.51	1.41	2.84	1.61	2.99	1.85	3.20	2.08	3.42	2.27	3.53	2.61
5.0	2.51	1.41	2.84	1.61	2.99	1.85	3.20	2.08	3.42	2.27	3.53	2.61
10.0	2.51	1.41	2.84	1.61	2.99	1.85	3.20	2.08	3.42	2.27	3.53	2.61
15.0	2.51	1.41	2.84	1.61	2.99	1.85	3.20	2.08	3.42	2.27	3.53	2.61
20.0	2.51	1.41	2.84	1.61	2.99	1.85	3.20	2.08	3.42	2.27	3.53	2.61
25.0	2.51	1.41	2.84	1.61	2.99	1.85	3.20	2.08	3.42	2.27	3.53	2.61
30.0	2.51	1.41	2.84	1.61	2.99	1.85	3.20	2.08	3.42	2.27	3.53	2.61
35.0	2.51	1.41	2.84	1.61	2.99	1.85	3.20	2.08	3.42	2.27	3.53	2.61
40.0	2.06	0.95	2.32	1.08	2.45	1.24	2.62	1.40	2.81	1.53	2.89	1.75
46.0	1.61	0.58	1.81	0.66	1.91	0.76	2.05	0.85	2.19	0.93	2.26	1.07

Model: ASHG12KETF, ASHG12KETF-B

Outdoor temperature	Indoor temperature (°CDB / °CWB)											
	18.0 / 12.0		21.0 / 15.0		23.0 / 16.0		27.0 / 19.0		29.0 / 21.0		32.0 / 23.0	
(°CDB)	TC	SHC	TC	SHC	TC	SHC	TC	SHC	TC	SHC	TC	SHC
-10.0	3.37	1.90	3.81	2.16	4.02	2.49	4.30	2.80	4.60	3.06	4.74	3.50
-5.0	3.37	1.90	3.81	2.16	4.02	2.49	4.30	2.80	4.60	3.06	4.74	3.50
0.0	3.37	1.90	3.81	2.16	4.02	2.49	4.30	2.80	4.60	3.06	4.74	3.50
5.0	3.37	1.90	3.81	2.16	4.02	2.49	4.30	2.80	4.60	3.06	4.74	3.50
10.0	3.37	1.90	3.81	2.16	4.02	2.49	4.30	2.80	4.60	3.06	4.74	3.50
15.0	3.37	1.90	3.81	2.16	4.02	2.49	4.30	2.80	4.60	3.06	4.74	3.50
20.0	3.37	1.90	3.81	2.16	4.02	2.49	4.30	2.80	4.60	3.06	4.74	3.50
25.0	3.37	1.90	3.81	2.16	4.02	2.49	4.30	2.80	4.60	3.06	4.74	3.50
30.0	3.37	1.90	3.81	2.16	4.02	2.49	4.30	2.80	4.60	3.06	4.74	3.50
35.0	3.37	1.90	3.81	2.16	4.02	2.49	4.30	2.80	4.60	3.06	4.74	3.50
40.0	2.76	1.27	3.12	1.45	3.29	1.67	3.53	1.88	3.77	2.06	3.89	2.35
46.0	2.16	0.78	2.44	0.89	2.57	1.02	2.75	1.14	2.94	1.25	3.03	1.43

Model: ASHG14KETF, ASHG14KETF-B

Outdoor temperature	Indoor temperature (°CDB / °CWB)											
	18.0 / 12.0		21.0 / 15.0		23.0 / 16.0		27.0 / 19.0		29.0 / 21.0		32.0 / 23.0	
(°CDB)	TC	SHC	TC	SHC	TC	SHC	TC	SHC	TC	SHC	TC	SHC
-10.0	3.92	2.20	4.43	2.51	4.67	2.89	5.00	3.25	5.35	3.55	5.51	4.07
-5.0	3.92	2.20	4.43	2.51	4.67	2.89	5.00	3.25	5.35	3.55	5.51	4.07
0.0	3.92	2.20	4.43	2.51	4.67	2.89	5.00	3.25	5.35	3.55	5.51	4.07
5.0	3.92	2.20	4.43	2.51	4.67	2.89	5.00	3.25	5.35	3.55	5.51	4.07
10.0	3.92	2.20	4.43	2.51	4.67	2.89	5.00	3.25	5.35	3.55	5.51	4.07
15.0	3.92	2.20	4.43	2.51	4.67	2.89	5.00	3.25	5.35	3.55	5.51	4.07
20.0	3.92	2.20	4.43	2.51	4.67	2.89	5.00	3.25	5.35	3.55	5.51	4.07
25.0	3.92	2.20	4.43	2.51	4.67	2.89	5.00	3.25	5.35	3.55	5.51	4.07
30.0	3.92	2.20	4.43	2.51	4.67	2.89	5.00	3.25	5.35	3.55	5.51	4.07
35.0	3.92	2.20	4.43	2.51	4.67	2.89	5.00	3.25	5.35	3.55	5.51	4.07
40.0	3.21	1.48	3.63	1.69	3.83	1.95	4.10	2.19	4.38	2.39	4.52	2.74
46.0	2.51	0.90	2.84	1.03	2.99	1.18	3.20	1.33	3.42	1.46	3.53	1.67

Model: ASHG07KGTB

Outdoor temperature	Indoor temperature (°CDB / °CWB)											
	18.0 / 12.0		21.0 / 15.0		23.0 / 16.0		27.0 / 19.0		29.0 / 21.0		32.0 / 23.0	
(°CDB)	TC	SHC	TC	SHC	TC	SHC	TC	SHC	TC	SHC	TC	SHC
-10.0	1.96	1.10	2.22	1.26	2.34	1.45	2.50	1.63	2.67	1.78	2.76	2.04
-5.0	1.96	1.10	2.22	1.26	2.34	1.45	2.50	1.63	2.67	1.78	2.76	2.04
0.0	1.96	1.10	2.22	1.26	2.34	1.45	2.50	1.63	2.67	1.78	2.76	2.04
5.0	1.96	1.10	2.22	1.26	2.34	1.45	2.50	1.63	2.67	1.78	2.76	2.04
10.0	1.96	1.10	2.22	1.26	2.34	1.45	2.50	1.63	2.67	1.78	2.76	2.04
15.0	1.96	1.10	2.22	1.26	2.34	1.45	2.50	1.63	2.67	1.78	2.76	2.04
20.0	1.96	1.10	2.22	1.26	2.34	1.45	2.50	1.63	2.67	1.78	2.76	2.04
25.0	1.96	1.10	2.22	1.26	2.34	1.45	2.50	1.63	2.67	1.78	2.76	2.04
30.0	1.96	1.10	2.22	1.26	2.34	1.45	2.50	1.63	2.67	1.78	2.76	2.04
35.0	1.96	1.10	2.22	1.26	2.34	1.45	2.50	1.63	2.67	1.78	2.76	2.04
40.0	1.61	0.74	1.82	0.84	1.91	0.97	2.05	1.09	2.19	1.20	2.26	1.37
46.0	1.25	0.45	1.42	0.51	1.49	0.59	1.60	0.67	1.71	0.73	1.76	0.83

Model: ASHG09KGTB

Outdoor temperature	Indoor temperature (°CDB / °CWB)											
	18.0 / 12.0		21.0 / 15.0		23.0 / 16.0		27.0 / 19.0		29.0 / 21.0		32.0 / 23.0	
(°CDB)	TC	SHC	TC	SHC	TC	SHC	TC	SHC	TC	SHC	TC	SHC
-10.0	2.51	1.41	2.84	1.61	2.99	1.85	3.20	2.08	3.42	2.27	3.53	2.61
-5.0	2.51	1.41	2.84	1.61	2.99	1.85	3.20	2.08	3.42	2.27	3.53	2.61
0.0	2.51	1.41	2.84	1.61	2.99	1.85	3.20	2.08	3.42	2.27	3.53	2.61
5.0	2.51	1.41	2.84	1.61	2.99	1.85	3.20	2.08	3.42	2.27	3.53	2.61
10.0	2.51	1.41	2.84	1.61	2.99	1.85	3.20	2.08	3.42	2.27	3.53	2.61
15.0	2.51	1.41	2.84	1.61	2.99	1.85	3.20	2.08	3.42	2.27	3.53	2.61
20.0	2.51	1.41	2.84	1.61	2.99	1.85	3.20	2.08	3.42	2.27	3.53	2.61
25.0	2.51	1.41	2.84	1.61	2.99	1.85	3.20	2.08	3.42	2.27	3.53	2.61
30.0	2.51	1.41	2.84	1.61	2.99	1.85	3.20	2.08	3.42	2.27	3.53	2.61
35.0	2.51	1.41	2.84	1.61	2.99	1.85	3.20	2.08	3.42	2.27	3.53	2.61
40.0	2.06	0.95	2.32	1.08	2.45	1.24	2.62	1.40	2.81	1.53	2.89	1.75
46.0	1.61	0.58	1.81	0.66	1.91	0.76	2.05	0.85	2.19	0.93	2.26	1.07

Model: ASHG12KGTB

Outdoor temperature	Indoor temperature (°CDB / °CWB)											
	18.0 / 12.0		21.0 / 15.0		23.0 / 16.0		27.0 / 19.0		29.0 / 21.0		32.0 / 23.0	
(°CDB)	TC	SHC	TC	SHC	TC	SHC	TC	SHC	TC	SHC	TC	SHC
-10.0	3.37	1.90	3.81	2.16	4.02	2.49	4.30	2.80	4.60	3.06	4.74	3.50
-5.0	3.37	1.90	3.81	2.16	4.02	2.49	4.30	2.80	4.60	3.06	4.74	3.50
0.0	3.37	1.90	3.81	2.16	4.02	2.49	4.30	2.80	4.60	3.06	4.74	3.50
5.0	3.37	1.90	3.81	2.16	4.02	2.49	4.30	2.80	4.60	3.06	4.74	3.50
10.0	3.37	1.90	3.81	2.16	4.02	2.49	4.30	2.80	4.60	3.06	4.74	3.50
15.0	3.37	1.90	3.81	2.16	4.02	2.49	4.30	2.80	4.60	3.06	4.74	3.50
20.0	3.37	1.90	3.81	2.16	4.02	2.49	4.30	2.80	4.60	3.06	4.74	3.50
25.0	3.37	1.90	3.81	2.16	4.02	2.49	4.30	2.80	4.60	3.06	4.74	3.50
30.0	3.37	1.90	3.81	2.16	4.02	2.49	4.30	2.80	4.60	3.06	4.74	3.50
35.0	3.37	1.90	3.81	2.16	4.02	2.49	4.30	2.80	4.60	3.06	4.74	3.50
40.0	2.76	1.27	3.12	1.45	3.29	1.67	3.53	1.88	3.77	2.06	3.89	2.35
46.0	2.16	0.78	2.44	0.89	2.57	1.02	2.75	1.14	2.94	1.25	3.03	1.43

Model: ASHG14KGTB

Outdoor temperature	Indoor temperature (°CDB / °CWB)											
	18.0 / 12.0		21.0 / 15.0		23.0 / 16.0		27.0 / 19.0		29.0 / 21.0		32.0 / 23.0	
(°CDB)	TC	SHC	TC	SHC	TC	SHC	TC	SHC	TC	SHC	TC	SHC
-10.0	3.92	2.20	4.43	2.51	4.67	2.89	5.00	3.25	5.35	3.55	5.51	4.07
-5.0	3.92	2.20	4.43	2.51	4.67	2.89	5.00	3.25	5.35	3.55	5.51	4.07
0.0	3.92	2.20	4.43	2.51	4.67	2.89	5.00	3.25	5.35	3.55	5.51	4.07
5.0	3.92	2.20	4.43	2.51	4.67	2.89	5.00	3.25	5.35	3.55	5.51	4.07
10.0	3.92	2.20	4.43	2.51	4.67	2.89	5.00	3.25	5.35	3.55	5.51	4.07
15.0	3.92	2.20	4.43	2.51	4.67	2.89	5.00	3.25	5.35	3.55	5.51	4.07
20.0	3.92	2.20	4.43	2.51	4.67	2.89	5.00	3.25	5.35	3.55	5.51	4.07
25.0	3.92	2.20	4.43	2.51	4.67	2.89	5.00	3.25	5.35	3.55	5.51	4.07
30.0	3.92	2.20	4.43	2.51	4.67	2.89	5.00	3.25	5.35	3.55	5.51	4.07
35.0	3.92	2.20	4.43	2.51	4.67	2.89	5.00	3.25	5.35	3.55	5.51	4.07
40.0	3.21	1.48	3.63	1.69	3.83	1.95	4.10	2.19	4.38	2.39	4.52	2.74
46.0	2.51	0.90	2.84	1.03	2.99	1.18	3.20	1.33	3.42	1.46	3.53	1.67

Model: ASHG07KGTE

Outdoor temperature	Indoor temperature (°CDB / °CWB)											
	18.0 / 12.0		21.0 / 15.0		23.0 / 16.0		27.0 / 19.0		29.0 / 21.0		32.0 / 23.0	
(°CDB)	TC	SHC	TC	SHC	TC	SHC	TC	SHC	TC	SHC	TC	SHC
-10.0	1.96	1.10	2.22	1.26	2.34	1.45	2.50	1.63	2.67	1.78	2.76	2.04
-5.0	1.96	1.10	2.22	1.26	2.34	1.45	2.50	1.63	2.67	1.78	2.76	2.04
0.0	1.96	1.10	2.22	1.26	2.34	1.45	2.50	1.63	2.67	1.78	2.76	2.04
5.0	1.96	1.10	2.22	1.26	2.34	1.45	2.50	1.63	2.67	1.78	2.76	2.04
10.0	1.96	1.10	2.22	1.26	2.34	1.45	2.50	1.63	2.67	1.78	2.76	2.04
15.0	1.96	1.10	2.22	1.26	2.34	1.45	2.50	1.63	2.67	1.78	2.76	2.04
20.0	1.96	1.10	2.22	1.26	2.34	1.45	2.50	1.63	2.67	1.78	2.76	2.04
25.0	1.96	1.10	2.22	1.26	2.34	1.45	2.50	1.63	2.67	1.78	2.76	2.04
30.0	1.96	1.10	2.22	1.26	2.34	1.45	2.50	1.63	2.67	1.78	2.76	2.04
35.0	1.96	1.10	2.22	1.26	2.34	1.45	2.50	1.63	2.67	1.78	2.76	2.04
40.0	1.61	0.74	1.82	0.84	1.91	0.97	2.05	1.09	2.19	1.20	2.26	1.37
46.0	1.25	0.45	1.42	0.51	1.49	0.59	1.60	0.67	1.71	0.73	1.76	0.83

Model: ASHG09KGTE

Outdoor temperature	Indoor temperature (°CDB / °CWB)											
	18.0 / 12.0		21.0 / 15.0		23.0 / 16.0		27.0 / 19.0		29.0 / 21.0		32.0 / 23.0	
(°CDB)	TC	SHC	TC	SHC	TC	SHC	TC	SHC	TC	SHC	TC	SHC
-10.0	2.51	1.41	2.84	1.61	2.99	1.85	3.20	2.08	3.42	2.27	3.53	2.61
-5.0	2.51	1.41	2.84	1.61	2.99	1.85	3.20	2.08	3.42	2.27	3.53	2.61
0.0	2.51	1.41	2.84	1.61	2.99	1.85	3.20	2.08	3.42	2.27	3.53	2.61
5.0	2.51	1.41	2.84	1.61	2.99	1.85	3.20	2.08	3.42	2.27	3.53	2.61
10.0	2.51	1.41	2.84	1.61	2.99	1.85	3.20	2.08	3.42	2.27	3.53	2.61
15.0	2.51	1.41	2.84	1.61	2.99	1.85	3.20	2.08	3.42	2.27	3.53	2.61
20.0	2.51	1.41	2.84	1.61	2.99	1.85	3.20	2.08	3.42	2.27	3.53	2.61
25.0	2.51	1.41	2.84	1.61	2.99	1.85	3.20	2.08	3.42	2.27	3.53	2.61
30.0	2.51	1.41	2.84	1.61	2.99	1.85	3.20	2.08	3.42	2.27	3.53	2.61
35.0	2.51	1.41	2.84	1.61	2.99	1.85	3.20	2.08	3.42	2.27	3.53	2.61
40.0	2.06	0.95	2.32	1.08	2.45	1.24	2.62	1.40	2.81	1.53	2.89	1.75
46.0	1.61	0.58	1.81	0.66	1.91	0.76	2.05	0.85	2.19	0.93	2.26	1.07

Model: ASHG12KGTE

Outdoor temperature	Indoor temperature (°CDB / °CWB)											
	18.0 / 12.0		21.0 / 15.0		23.0 / 16.0		27.0 / 19.0		29.0 / 21.0		32.0 / 23.0	
(°CDB)	TC	SHC	TC	SHC	TC	SHC	TC	SHC	TC	SHC	TC	SHC
-10.0	3.37	1.90	3.81	2.16	4.02	2.49	4.30	2.80	4.60	3.06	4.74	3.50
-5.0	3.37	1.90	3.81	2.16	4.02	2.49	4.30	2.80	4.60	3.06	4.74	3.50
0.0	3.37	1.90	3.81	2.16	4.02	2.49	4.30	2.80	4.60	3.06	4.74	3.50
5.0	3.37	1.90	3.81	2.16	4.02	2.49	4.30	2.80	4.60	3.06	4.74	3.50
10.0	3.37	1.90	3.81	2.16	4.02	2.49	4.30	2.80	4.60	3.06	4.74	3.50
15.0	3.37	1.90	3.81	2.16	4.02	2.49	4.30	2.80	4.60	3.06	4.74	3.50
20.0	3.37	1.90	3.81	2.16	4.02	2.49	4.30	2.80	4.60	3.06	4.74	3.50
25.0	3.37	1.90	3.81	2.16	4.02	2.49	4.30	2.80	4.60	3.06	4.74	3.50
30.0	3.37	1.90	3.81	2.16	4.02	2.49	4.30	2.80	4.60	3.06	4.74	3.50
35.0	3.37	1.90	3.81	2.16	4.02	2.49	4.30	2.80	4.60	3.06	4.74	3.50
40.0	2.76	1.27	3.12	1.45	3.29	1.67	3.53	1.88	3.77	2.06	3.89	2.35
46.0	2.16	0.78	2.44	0.89	2.57	1.02	2.75	1.14	2.94	1.25	3.03	1.43

Model: ASHG14KGTE

Outdoor temperature	Indoor temperature (°CDB / °CWB)											
	18.0 / 12.0		21.0 / 15.0		23.0 / 16.0		27.0 / 19.0		29.0 / 21.0		32.0 / 23.0	
(°CDB)	TC	SHC	TC	SHC	TC	SHC	TC	SHC	TC	SHC	TC	SHC
-10.0	3.92	2.20	4.43	2.51	4.67	2.89	5.00	3.25	5.35	3.55	5.51	4.07
-5.0	3.92	2.20	4.43	2.51	4.67	2.89	5.00	3.25	5.35	3.55	5.51	4.07
0.0	3.92	2.20	4.43	2.51	4.67	2.89	5.00	3.25	5.35	3.55	5.51	4.07
5.0	3.92	2.20	4.43	2.51	4.67	2.89	5.00	3.25	5.35	3.55	5.51	4.07
10.0	3.92	2.20	4.43	2.51	4.67	2.89	5.00	3.25	5.35	3.55	5.51	4.07
15.0	3.92	2.20	4.43	2.51	4.67	2.89	5.00	3.25	5.35	3.55	5.51	4.07
20.0	3.92	2.20	4.43	2.51	4.67	2.89	5.00	3.25	5.35	3.55	5.51	4.07
25.0	3.92	2.20	4.43	2.51	4.67	2.89	5.00	3.25	5.35	3.55	5.51	4.07
30.0	3.92	2.20	4.43	2.51	4.67	2.89	5.00	3.25	5.35	3.55	5.51	4.07
35.0	3.92	2.20	4.43	2.51	4.67	2.89	5.00	3.25	5.35	3.55	5.51	4.07
40.0	3.21	1.48	3.63	1.69	3.83	1.95	4.10	2.19	4.38	2.39	4.52	2.74
46.0	2.51	0.90	2.84	1.03	2.99	1.18	3.20	1.33	3.42	1.46	3.53	1.67

Model: ASHG07KGTF

Outdoor temperature	Indoor temperature (°CDB / °CWB)											
	18.0 / 12.0		21.0 / 15.0		23.0 / 16.0		27.0 / 19.0		29.0 / 21.0		32.0 / 23.0	
(°CDB)	TC	SHC	TC	SHC	TC	SHC	TC	SHC	TC	SHC	TC	SHC
-10.0	1.96	1.10	2.22	1.26	2.34	1.45	2.50	1.63	2.67	1.78	2.76	2.04
-5.0	1.96	1.10	2.22	1.26	2.34	1.45	2.50	1.63	2.67	1.78	2.76	2.04
0.0	1.96	1.10	2.22	1.26	2.34	1.45	2.50	1.63	2.67	1.78	2.76	2.04
5.0	1.96	1.10	2.22	1.26	2.34	1.45	2.50	1.63	2.67	1.78	2.76	2.04
10.0	1.96	1.10	2.22	1.26	2.34	1.45	2.50	1.63	2.67	1.78	2.76	2.04
15.0	1.96	1.10	2.22	1.26	2.34	1.45	2.50	1.63	2.67	1.78	2.76	2.04
20.0	1.96	1.10	2.22	1.26	2.34	1.45	2.50	1.63	2.67	1.78	2.76	2.04
25.0	1.96	1.10	2.22	1.26	2.34	1.45	2.50	1.63	2.67	1.78	2.76	2.04
30.0	1.96	1.10	2.22	1.26	2.34	1.45	2.50	1.63	2.67	1.78	2.76	2.04
35.0	1.96	1.10	2.22	1.26	2.34	1.45	2.50	1.63	2.67	1.78	2.76	2.04
40.0	1.61	0.74	1.82	0.84	1.91	0.97	2.05	1.09	2.19	1.20	2.26	1.37
46.0	1.25	0.45	1.42	0.51	1.49	0.59	1.60	0.67	1.71	0.73	1.76	0.83

Model: ASHG09KGTF

Outdoor temperature	Indoor temperature (°CDB / °CWB)											
	18.0 / 12.0		21.0 / 15.0		23.0 / 16.0		27.0 / 19.0		29.0 / 21.0		32.0 / 23.0	
(°CDB)	TC	SHC	TC	SHC	TC	SHC	TC	SHC	TC	SHC	TC	SHC
-10.0	2.51	1.41	2.84	1.61	2.99	1.85	3.20	2.08	3.42	2.27	3.53	2.61
-5.0	2.51	1.41	2.84	1.61	2.99	1.85	3.20	2.08	3.42	2.27	3.53	2.61
0.0	2.51	1.41	2.84	1.61	2.99	1.85	3.20	2.08	3.42	2.27	3.53	2.61
5.0	2.51	1.41	2.84	1.61	2.99	1.85	3.20	2.08	3.42	2.27	3.53	2.61
10.0	2.51	1.41	2.84	1.61	2.99	1.85	3.20	2.08	3.42	2.27	3.53	2.61
15.0	2.51	1.41	2.84	1.61	2.99	1.85	3.20	2.08	3.42	2.27	3.53	2.61
20.0	2.51	1.41	2.84	1.61	2.99	1.85	3.20	2.08	3.42	2.27	3.53	2.61
25.0	2.51	1.41	2.84	1.61	2.99	1.85	3.20	2.08	3.42	2.27	3.53	2.61
30.0	2.51	1.41	2.84	1.61	2.99	1.85	3.20	2.08	3.42	2.27	3.53	2.61
35.0	2.51	1.41	2.84	1.61	2.99	1.85	3.20	2.08	3.42	2.27	3.53	2.61
40.0	2.06	0.95	2.32	1.08	2.45	1.24	2.62	1.40	2.81	1.53	2.89	1.75
46.0	1.61	0.58	1.81	0.66	1.91	0.76	2.05	0.85	2.19	0.93	2.26	1.07

Model: ASHG12KGTF

Outdoor temperature	Indoor temperature (°CDB / °CWB)											
	18.0 / 12.0		21.0 / 15.0		23.0 / 16.0		27.0 / 19.0		29.0 / 21.0		32.0 / 23.0	
(°CDB)	TC	SHC	TC	SHC	TC	SHC	TC	SHC	TC	SHC	TC	SHC
-10.0	3.37	1.90	3.81	2.16	4.02	2.49	4.30	2.80	4.60	3.06	4.74	3.50
-5.0	3.37	1.90	3.81	2.16	4.02	2.49	4.30	2.80	4.60	3.06	4.74	3.50
0.0	3.37	1.90	3.81	2.16	4.02	2.49	4.30	2.80	4.60	3.06	4.74	3.50
5.0	3.37	1.90	3.81	2.16	4.02	2.49	4.30	2.80	4.60	3.06	4.74	3.50
10.0	3.37	1.90	3.81	2.16	4.02	2.49	4.30	2.80	4.60	3.06	4.74	3.50
15.0	3.37	1.90	3.81	2.16	4.02	2.49	4.30	2.80	4.60	3.06	4.74	3.50
20.0	3.37	1.90	3.81	2.16	4.02	2.49	4.30	2.80	4.60	3.06	4.74	3.50
25.0	3.37	1.90	3.81	2.16	4.02	2.49	4.30	2.80	4.60	3.06	4.74	3.50
30.0	3.37	1.90	3.81	2.16	4.02	2.49	4.30	2.80	4.60	3.06	4.74	3.50
35.0	3.37	1.90	3.81	2.16	4.02	2.49	4.30	2.80	4.60	3.06	4.74	3.50
40.0	2.76	1.27	3.12	1.45	3.29	1.67	3.53	1.88	3.77	2.06	3.89	2.35
46.0	2.16	0.78	2.44	0.89	2.57	1.02	2.75	1.14	2.94	1.25	3.03	1.43

Model: ASHG14KGTF

Outdoor temperature	Indoor temperature (°CDB / °CWB)											
	18.0 / 12.0		21.0 / 15.0		23.0 / 16.0		27.0 / 19.0		29.0 / 21.0		32.0 / 23.0	
(°CDB)	TC	SHC	TC	SHC	TC	SHC	TC	SHC	TC	SHC	TC	SHC
-10.0	3.92	2.20	4.43	2.51	4.67	2.89	5.00	3.25	5.35	3.55	5.51	4.07
-5.0	3.92	2.20	4.43	2.51	4.67	2.89	5.00	3.25	5.35	3.55	5.51	4.07
0.0	3.92	2.20	4.43	2.51	4.67	2.89	5.00	3.25	5.35	3.55	5.51	4.07
5.0	3.92	2.20	4.43	2.51	4.67	2.89	5.00	3.25	5.35	3.55	5.51	4.07
10.0	3.92	2.20	4.43	2.51	4.67	2.89	5.00	3.25	5.35	3.55	5.51	4.07
15.0	3.92	2.20	4.43	2.51	4.67	2.89	5.00	3.25	5.35	3.55	5.51	4.07
20.0	3.92	2.20	4.43	2.51	4.67	2.89	5.00	3.25	5.35	3.55	5.51	4.07
25.0	3.92	2.20	4.43	2.51	4.67	2.89	5.00	3.25	5.35	3.55	5.51	4.07
30.0	3.92	2.20	4.43	2.51	4.67	2.89	5.00	3.25	5.35	3.55	5.51	4.07
35.0	3.92	2.20	4.43	2.51	4.67	2.89	5.00	3.25	5.35	3.55	5.51	4.07
40.0	3.21	1.48	3.63	1.69	3.83	1.95	4.10	2.19	4.38	2.39	4.52	2.74
46.0	2.51	0.90	2.84	1.03	2.99	1.18	3.20	1.33	3.42	1.46	3.53	1.67

Model: ASHH07KGTG

Outdoor temperature	Indoor temperature (°CDB / °CWB)											
	18.0 / 12.0		21.0 / 15.0		23.0 / 16.0		27.0 / 19.0		29.0 / 21.0		32.0 / 23.0	
(°CDB)	TC	SHC	TC	SHC	TC	SHC	TC	SHC	TC	SHC	TC	SHC
-10.0	1.96	1.10	2.22	1.26	2.34	1.45	2.50	1.63	2.67	1.78	2.76	2.04
-5.0	1.96	1.10	2.22	1.26	2.34	1.45	2.50	1.63	2.67	1.78	2.76	2.04
0.0	1.96	1.10	2.22	1.26	2.34	1.45	2.50	1.63	2.67	1.78	2.76	2.04
5.0	1.96	1.10	2.22	1.26	2.34	1.45	2.50	1.63	2.67	1.78	2.76	2.04
10.0	1.96	1.10	2.22	1.26	2.34	1.45	2.50	1.63	2.67	1.78	2.76	2.04
15.0	1.96	1.10	2.22	1.26	2.34	1.45	2.50	1.63	2.67	1.78	2.76	2.04
20.0	1.96	1.10	2.22	1.26	2.34	1.45	2.50	1.63	2.67	1.78	2.76	2.04
25.0	1.96	1.10	2.22	1.26	2.34	1.45	2.50	1.63	2.67	1.78	2.76	2.04
30.0	1.96	1.10	2.22	1.26	2.34	1.45	2.50	1.63	2.67	1.78	2.76	2.04
35.0	1.96	1.10	2.22	1.26	2.34	1.45	2.50	1.63	2.67	1.78	2.76	2.04
40.0	1.62	0.75	1.83	0.86	1.93	0.99	2.07	1.11	2.21	1.22	2.28	1.39
46.0	1.28	0.47	1.45	0.54	1.53	0.62	1.64	0.70	1.75	0.76	1.81	0.87

Model: ASHH09KGTG

Outdoor temperature	Indoor temperature (°CDB / °CWB)											
	18.0 / 12.0		21.0 / 15.0		23.0 / 16.0		27.0 / 19.0		29.0 / 21.0		32.0 / 23.0	
(°CDB)	TC	SHC	TC	SHC	TC	SHC	TC	SHC	TC	SHC	TC	SHC
-10.0	2.51	1.41	2.84	1.61	2.99	1.85	3.20	2.08	3.42	2.27	3.53	2.61
-5.0	2.51	1.41	2.84	1.61	2.99	1.85	3.20	2.08	3.42	2.27	3.53	2.61
0.0	2.51	1.41	2.84	1.61	2.99	1.85	3.20	2.08	3.42	2.27	3.53	2.61
5.0	2.51	1.41	2.84	1.61	2.99	1.85	3.20	2.08	3.42	2.27	3.53	2.61
10.0	2.51	1.41	2.84	1.61	2.99	1.85	3.20	2.08	3.42	2.27	3.53	2.61
15.0	2.51	1.41	2.84	1.61	2.99	1.85	3.20	2.08	3.42	2.27	3.53	2.61
20.0	2.51	1.41	2.84	1.61	2.99	1.85	3.20	2.08	3.42	2.27	3.53	2.61
25.0	2.51	1.41	2.84	1.61	2.99	1.85	3.20	2.08	3.42	2.27	3.53	2.61
30.0	2.51	1.41	2.84	1.61	2.99	1.85	3.20	2.08	3.42	2.27	3.53	2.61
35.0	2.51	1.41	2.84	1.61	2.99	1.85	3.20	2.08	3.42	2.27	3.53	2.61
40.0	2.08	0.97	2.35	1.10	2.47	1.27	2.65	1.42	2.83	1.56	2.92	1.79
46.0	1.64	0.61	1.86	0.69	1.96	0.79	2.10	0.89	2.24	0.98	2.31	1.12

Model: ASHH12KGTG

Outdoor temperature	Indoor temperature (°CDB / °CWB)											
	18.0 / 12.0		21.0 / 15.0		23.0 / 16.0		27.0 / 19.0		29.0 / 21.0		32.0 / 23.0	
(°CDB)	TC	SHC	TC	SHC	TC	SHC	TC	SHC	TC	SHC	TC	SHC
-10.0	3.37	1.90	3.81	2.16	4.02	2.49	4.30	2.80	4.60	3.06	4.74	3.50
-5.0	3.37	1.90	3.81	2.16	4.02	2.49	4.30	2.80	4.60	3.06	4.74	3.50
0.0	3.37	1.90	3.81	2.16	4.02	2.49	4.30	2.80	4.60	3.06	4.74	3.50
5.0	3.37	1.90	3.81	2.16	4.02	2.49	4.30	2.80	4.60	3.06	4.74	3.50
10.0	3.37	1.90	3.81	2.16	4.02	2.49	4.30	2.80	4.60	3.06	4.74	3.50
15.0	3.37	1.90	3.81	2.16	4.02	2.49	4.30	2.80	4.60	3.06	4.74	3.50
20.0	3.37	1.90	3.81	2.16	4.02	2.49	4.30	2.80	4.60	3.06	4.74	3.50
25.0	3.37	1.90	3.81	2.16	4.02	2.49	4.30	2.80	4.60	3.06	4.74	3.50
30.0	3.37	1.90	3.81	2.16	4.02	2.49	4.30	2.80	4.60	3.06	4.74	3.50
35.0	3.37	1.90	3.81	2.16	4.02	2.49	4.30	2.80	4.60	3.06	4.74	3.50
40.0	2.79	1.30	3.15	1.48	3.32	1.70	3.56	1.91	3.80	2.09	3.92	2.40
46.0	2.21	0.81	2.50	0.93	2.63	1.07	2.82	1.20	3.01	1.31	3.11	1.50

Model: ASHH14KGTG

Outdoor temperature	Indoor temperature (°CDB / °CWB)											
	18.0 / 12.0		21.0 / 15.0		23.0 / 16.0		27.0 / 19.0		29.0 / 21.0		32.0 / 23.0	
(°CDB)	TC	SHC	TC	SHC	TC	SHC	TC	SHC	TC	SHC	TC	SHC
-10.0	3.92	2.20	4.43	2.51	4.67	2.89	5.00	3.25	5.35	3.55	5.51	4.07
-5.0	3.92	2.20	4.43	2.51	4.67	2.89	5.00	3.25	5.35	3.55	5.51	4.07
0.0	3.92	2.20	4.43	2.51	4.67	2.89	5.00	3.25	5.35	3.55	5.51	4.07
5.0	3.92	2.20	4.43	2.51	4.67	2.89	5.00	3.25	5.35	3.55	5.51	4.07
10.0	3.92	2.20	4.43	2.51	4.67	2.89	5.00	3.25	5.35	3.55	5.51	4.07
15.0	3.92	2.20	4.43	2.51	4.67	2.89	5.00	3.25	5.35	3.55	5.51	4.07
20.0	3.92	2.20	4.43	2.51	4.67	2.89	5.00	3.25	5.35	3.55	5.51	4.07
25.0	3.92	2.20	4.43	2.51	4.67	2.89	5.00	3.25	5.35	3.55	5.51	4.07
30.0	3.92	2.20	4.43	2.51	4.67	2.89	5.00	3.25	5.35	3.55	5.51	4.07
35.0	3.92	2.20	4.43	2.51	4.67	2.89	5.00	3.25	5.35	3.55	5.51	4.07
40.0	3.24	1.51	3.67	1.72	3.87	1.98	4.14	2.23	4.42	2.43	4.56	2.79
46.0	2.57	0.95	2.90	1.08	3.06	1.24	3.28	1.40	3.50	1.53	3.61	1.75

Model: ASHH07KGTH

Outdoor temperature	Indoor temperature (°CDB / °CWB)											
	18.0 / 12.0		21.0 / 15.0		23.0 / 16.0		27.0 / 19.0		29.0 / 21.0		32.0 / 23.0	
(°CDB)	TC	SHC	TC	SHC	TC	SHC	TC	SHC	TC	SHC	TC	SHC
-10.0	1.96	1.10	2.22	1.26	2.34	1.45	2.50	1.63	2.67	1.78	2.76	2.04
-5.0	1.96	1.10	2.22	1.26	2.34	1.45	2.50	1.63	2.67	1.78	2.76	2.04
0.0	1.96	1.10	2.22	1.26	2.34	1.45	2.50	1.63	2.67	1.78	2.76	2.04
5.0	1.96	1.10	2.22	1.26	2.34	1.45	2.50	1.63	2.67	1.78	2.76	2.04
10.0	1.96	1.10	2.22	1.26	2.34	1.45	2.50	1.63	2.67	1.78	2.76	2.04
15.0	1.96	1.10	2.22	1.26	2.34	1.45	2.50	1.63	2.67	1.78	2.76	2.04
20.0	1.96	1.10	2.22	1.26	2.34	1.45	2.50	1.63	2.67	1.78	2.76	2.04
25.0	1.96	1.10	2.22	1.26	2.34	1.45	2.50	1.63	2.67	1.78	2.76	2.04
30.0	1.96	1.10	2.22	1.26	2.34	1.45	2.50	1.63	2.67	1.78	2.76	2.04
35.0	1.96	1.10	2.22	1.26	2.34	1.45	2.50	1.63	2.67	1.78	2.76	2.04
40.0	1.62	0.75	1.83	0.86	1.93	0.99	2.07	1.11	2.21	1.22	2.28	1.39
46.0	1.28	0.47	1.45	0.54	1.53	0.62	1.64	0.70	1.75	0.76	1.81	0.87

Model: ASHH09KGTH

Outdoor temperature	Indoor temperature (°CDB / °CWB)											
	18.0 / 12.0		21.0 / 15.0		23.0 / 16.0		27.0 / 19.0		29.0 / 21.0		32.0 / 23.0	
(°CDB)	TC	SHC	TC	SHC	TC	SHC	TC	SHC	TC	SHC	TC	SHC
-10.0	2.51	1.41	2.84	1.61	2.99	1.85	3.20	2.08	3.42	2.27	3.53	2.61
-5.0	2.51	1.41	2.84	1.61	2.99	1.85	3.20	2.08	3.42	2.27	3.53	2.61
0.0	2.51	1.41	2.84	1.61	2.99	1.85	3.20	2.08	3.42	2.27	3.53	2.61
5.0	2.51	1.41	2.84	1.61	2.99	1.85	3.20	2.08	3.42	2.27	3.53	2.61
10.0	2.51	1.41	2.84	1.61	2.99	1.85	3.20	2.08	3.42	2.27	3.53	2.61
15.0	2.51	1.41	2.84	1.61	2.99	1.85	3.20	2.08	3.42	2.27	3.53	2.61
20.0	2.51	1.41	2.84	1.61	2.99	1.85	3.20	2.08	3.42	2.27	3.53	2.61
25.0	2.51	1.41	2.84	1.61	2.99	1.85	3.20	2.08	3.42	2.27	3.53	2.61
30.0	2.51	1.41	2.84	1.61	2.99	1.85	3.20	2.08	3.42	2.27	3.53	2.61
35.0	2.51	1.41	2.84	1.61	2.99	1.85	3.20	2.08	3.42	2.27	3.53	2.61
40.0	2.08	0.97	2.35	1.10	2.47	1.27	2.65	1.42	2.83	1.56	2.92	1.79
46.0	1.64	0.61	1.86	0.69	1.96	0.79	2.10	0.89	2.24	0.98	2.31	1.12

Model: ASHH12KGTH

Outdoor temperature	Indoor temperature (°CDB / °CWB)											
	18.0 / 12.0		21.0 / 15.0		23.0 / 16.0		27.0 / 19.0		29.0 / 21.0		32.0 / 23.0	
(°CDB)	TC	SHC	TC	SHC	TC	SHC	TC	SHC	TC	SHC	TC	SHC
-10.0	3.37	1.90	3.81	2.16	4.02	2.49	4.30	2.80	4.60	3.06	4.74	3.50
-5.0	3.37	1.90	3.81	2.16	4.02	2.49	4.30	2.80	4.60	3.06	4.74	3.50
0.0	3.37	1.90	3.81	2.16	4.02	2.49	4.30	2.80	4.60	3.06	4.74	3.50
5.0	3.37	1.90	3.81	2.16	4.02	2.49	4.30	2.80	4.60	3.06	4.74	3.50
10.0	3.37	1.90	3.81	2.16	4.02	2.49	4.30	2.80	4.60	3.06	4.74	3.50
15.0	3.37	1.90	3.81	2.16	4.02	2.49	4.30	2.80	4.60	3.06	4.74	3.50
20.0	3.37	1.90	3.81	2.16	4.02	2.49	4.30	2.80	4.60	3.06	4.74	3.50
25.0	3.37	1.90	3.81	2.16	4.02	2.49	4.30	2.80	4.60	3.06	4.74	3.50
30.0	3.37	1.90	3.81	2.16	4.02	2.49	4.30	2.80	4.60	3.06	4.74	3.50
35.0	3.37	1.90	3.81	2.16	4.02	2.49	4.30	2.80	4.60	3.06	4.74	3.50
40.0	2.79	1.30	3.15	1.48	3.32	1.70	3.56	1.91	3.80	2.09	3.92	2.40
46.0	2.21	0.81	2.50	0.93	2.63	1.07	2.82	1.20	3.01	1.31	3.11	1.50

Model: ASHH14KGTH

Outdoor temperature	Indoor temperature (°CDB / °CWB)											
	18.0 / 12.0		21.0 / 15.0		23.0 / 16.0		27.0 / 19.0		29.0 / 21.0		32.0 / 23.0	
(°CDB)	TC	SHC	TC	SHC	TC	SHC	TC	SHC	TC	SHC	TC	SHC
-10.0	3.92	2.20	4.43	2.51	4.67	2.89	5.00	3.25	5.35	3.55	5.51	4.07
-5.0	3.92	2.20	4.43	2.51	4.67	2.89	5.00	3.25	5.35	3.55	5.51	4.07
0.0	3.92	2.20	4.43	2.51	4.67	2.89	5.00	3.25	5.35	3.55	5.51	4.07
5.0	3.92	2.20	4.43	2.51	4.67	2.89	5.00	3.25	5.35	3.55	5.51	4.07
10.0	3.92	2.20	4.43	2.51	4.67	2.89	5.00	3.25	5.35	3.55	5.51	4.07
15.0	3.92	2.20	4.43	2.51	4.67	2.89	5.00	3.25	5.35	3.55	5.51	4.07
20.0	3.92	2.20	4.43	2.51	4.67	2.89	5.00	3.25	5.35	3.55	5.51	4.07
25.0	3.92	2.20	4.43	2.51	4.67	2.89	5.00	3.25	5.35	3.55	5.51	4.07
30.0	3.92	2.20	4.43	2.51	4.67	2.89	5.00	3.25	5.35	3.55	5.51	4.07
35.0	3.92	2.20	4.43	2.51	4.67	2.89	5.00	3.25	5.35	3.55	5.51	4.07
40.0	3.24	1.51	3.67	1.72	3.87	1.98	4.14	2.23	4.42	2.43	4.56	2.79
46.0	2.57	0.95	2.90	1.08	3.06	1.24	3.28	1.40	3.50	1.53	3.61	1.75

Model: ASHH05KNCA

Outdoor temperature	Indoor temperature (°CDB / °CWB)											
	18.0 / 12.0		21.0 / 15.0		23.0 / 16.0		27.0 / 19.0		29.0 / 21.0		32.0 / 23.0	
(°CDB)	TC	SHC	TC	SHC	TC	SHC	TC	SHC	TC	SHC	TC	SHC
-10.0	1.41	0.79	1.59	0.90	1.68	1.04	1.80	1.17	1.92	1.28	1.98	1.47
-5.0	1.41	0.79	1.59	0.90	1.68	1.04	1.80	1.17	1.92	1.28	1.98	1.47
0.0	1.41	0.79	1.59	0.90	1.68	1.04	1.80	1.17	1.92	1.28	1.98	1.47
5.0	1.41	0.79	1.59	0.90	1.68	1.04	1.80	1.17	1.92	1.28	1.98	1.47
10.0	1.41	0.79	1.59	0.90	1.68	1.04	1.80	1.17	1.92	1.28	1.98	1.47
15.0	1.41	0.79	1.59	0.90	1.68	1.04	1.80	1.17	1.92	1.28	1.98	1.47
20.0	1.41	0.79	1.59	0.90	1.68	1.04	1.80	1.17	1.92	1.28	1.98	1.47
25.0	1.41	0.79	1.59	0.90	1.68	1.04	1.80	1.17	1.92	1.28	1.98	1.47
30.0	1.41	0.79	1.59	0.90	1.68	1.04	1.80	1.17	1.92	1.28	1.98	1.47
35.0	1.41	0.79	1.59	0.90	1.68	1.04	1.80	1.17	1.92	1.28	1.98	1.47
40.0	1.16	0.53	1.31	0.61	1.38	0.70	1.48	0.79	1.58	0.86	1.63	0.99
46.0	0.90	0.32	1.02	0.37	1.08	0.43	1.15	0.48	1.23	0.52	1.27	0.60

Model: ASHH07KNCA

Outdoor temperature	Indoor temperature (°CDB / °CWB)											
	18.0 / 12.0		21.0 / 15.0		23.0 / 16.0		27.0 / 19.0		29.0 / 21.0		32.0 / 23.0	
(°CDB)	TC	SHC	TC	SHC	TC	SHC	TC	SHC	TC	SHC	TC	SHC
-10.0	1.96	1.10	2.22	1.26	2.34	1.45	2.50	1.63	2.67	1.78	2.76	2.04
-5.0	1.96	1.10	2.22	1.26	2.34	1.45	2.50	1.63	2.67	1.78	2.76	2.04
0.0	1.96	1.10	2.22	1.26	2.34	1.45	2.50	1.63	2.67	1.78	2.76	2.04
5.0	1.96	1.10	2.22	1.26	2.34	1.45	2.50	1.63	2.67	1.78	2.76	2.04
10.0	1.96	1.10	2.22	1.26	2.34	1.45	2.50	1.63	2.67	1.78	2.76	2.04
15.0	1.96	1.10	2.22	1.26	2.34	1.45	2.50	1.63	2.67	1.78	2.76	2.04
20.0	1.96	1.10	2.22	1.26	2.34	1.45	2.50	1.63	2.67	1.78	2.76	2.04
25.0	1.96	1.10	2.22	1.26	2.34	1.45	2.50	1.63	2.67	1.78	2.76	2.04
30.0	1.96	1.10	2.22	1.26	2.34	1.45	2.50	1.63	2.67	1.78	2.76	2.04
35.0	1.96	1.10	2.22	1.26	2.34	1.45	2.50	1.63	2.67	1.78	2.76	2.04
40.0	1.61	0.74	1.82	0.84	1.91	0.97	2.05	1.09	2.19	1.20	2.26	1.37
46.0	1.25	0.45	1.42	0.51	1.49	0.59	1.60	0.67	1.71	0.73	1.76	0.83

Model: ASHH09KNCA

Outdoor temperature	Indoor temperature (°CDB / °CWB)											
	18.0 / 12.0		21.0 / 15.0		23.0 / 16.0		27.0 / 19.0		29.0 / 21.0		32.0 / 23.0	
(°CDB)	TC	SHC	TC	SHC	TC	SHC	TC	SHC	TC	SHC	TC	SHC
-10.0	2.51	1.41	2.84	1.61	2.99	1.85	3.20	2.08	3.42	2.27	3.53	2.61
-5.0	2.51	1.41	2.84	1.61	2.99	1.85	3.20	2.08	3.42	2.27	3.53	2.61
0.0	2.51	1.41	2.84	1.61	2.99	1.85	3.20	2.08	3.42	2.27	3.53	2.61
5.0	2.51	1.41	2.84	1.61	2.99	1.85	3.20	2.08	3.42	2.27	3.53	2.61
10.0	2.51	1.41	2.84	1.61	2.99	1.85	3.20	2.08	3.42	2.27	3.53	2.61
15.0	2.51	1.41	2.84	1.61	2.99	1.85	3.20	2.08	3.42	2.27	3.53	2.61
20.0	2.51	1.41	2.84	1.61	2.99	1.85	3.20	2.08	3.42	2.27	3.53	2.61
25.0	2.51	1.41	2.84	1.61	2.99	1.85	3.20	2.08	3.42	2.27	3.53	2.61
30.0	2.51	1.41	2.84	1.61	2.99	1.85	3.20	2.08	3.42	2.27	3.53	2.61
35.0	2.51	1.41	2.84	1.61	2.99	1.85	3.20	2.08	3.42	2.27	3.53	2.61
40.0	2.06	0.95	2.32	1.08	2.45	1.24	2.62	1.40	2.81	1.53	2.89	1.75
46.0	1.61	0.58	1.81	0.66	1.91	0.76	2.05	0.85	2.19	0.93	2.26	1.07

Model: ASHH12KNCA

Outdoor temperature	Indoor temperature (°CDB / °CWB)											
	18.0 / 12.0		21.0 / 15.0		23.0 / 16.0		27.0 / 19.0		29.0 / 21.0		32.0 / 23.0	
(°CDB)	TC	SHC	TC	SHC	TC	SHC	TC	SHC	TC	SHC	TC	SHC
-10.0	2.82	1.59	3.19	1.81	3.36	2.08	3.60	2.34	3.85	2.56	3.97	2.93
-5.0	2.82	1.59	3.19	1.81	3.36	2.08	3.60	2.34	3.85	2.56	3.97	2.93
0.0	2.82	1.59	3.19	1.81	3.36	2.08	3.60	2.34	3.85	2.56	3.97	2.93
5.0	2.82	1.59	3.19	1.81	3.36	2.08	3.60	2.34	3.85	2.56	3.97	2.93
10.0	2.82	1.59	3.19	1.81	3.36	2.08	3.60	2.34	3.85	2.56	3.97	2.93
15.0	2.82	1.59	3.19	1.81	3.36	2.08	3.60	2.34	3.85	2.56	3.97	2.93
20.0	2.82	1.59	3.19	1.81	3.36	2.08	3.60	2.34	3.85	2.56	3.97	2.93
25.0	2.82	1.59	3.19	1.81	3.36	2.08	3.60	2.34	3.85	2.56	3.97	2.93
30.0	2.82	1.59	3.19	1.81	3.36	2.08	3.60	2.34	3.85	2.56	3.97	2.93
35.0	2.82	1.59	3.19	1.81	3.36	2.08	3.60	2.34	3.85	2.56	3.97	2.93
40.0	2.31	1.07	2.62	1.22	2.76	1.40	2.95	1.57	3.16	1.72	3.25	1.97
46.0	1.81	0.65	2.04	0.74	2.15	0.85	2.30	0.96	2.46	1.05	2.54	1.20

Model: ASHH05KNCH

Outdoor temperature	Indoor temperature (°CDB / °CWB)											
	18.0 / 12.0		21.0 / 15.0		23.0 / 16.0		27.0 / 19.0		29.0 / 21.0		32.0 / 23.0	
(°CDB)	TC	SHC	TC	SHC	TC	SHC	TC	SHC	TC	SHC	TC	SHC
-10.0	1.41	0.79	1.59	0.90	1.68	1.04	1.80	1.17	1.92	1.28	1.98	1.47
-5.0	1.41	0.79	1.59	0.90	1.68	1.04	1.80	1.17	1.92	1.28	1.98	1.47
0.0	1.41	0.79	1.59	0.90	1.68	1.04	1.80	1.17	1.92	1.28	1.98	1.47
5.0	1.41	0.79	1.59	0.90	1.68	1.04	1.80	1.17	1.92	1.28	1.98	1.47
10.0	1.41	0.79	1.59	0.90	1.68	1.04	1.80	1.17	1.92	1.28	1.98	1.47
15.0	1.41	0.79	1.59	0.90	1.68	1.04	1.80	1.17	1.92	1.28	1.98	1.47
20.0	1.41	0.79	1.59	0.90	1.68	1.04	1.80	1.17	1.92	1.28	1.98	1.47
25.0	1.41	0.79	1.59	0.90	1.68	1.04	1.80	1.17	1.92	1.28	1.98	1.47
30.0	1.41	0.79	1.59	0.90	1.68	1.04	1.80	1.17	1.92	1.28	1.98	1.47
35.0	1.41	0.79	1.59	0.90	1.68	1.04	1.80	1.17	1.92	1.28	1.98	1.47
40.0	1.16	0.53	1.31	0.61	1.38	0.70	1.48	0.79	1.58	0.86	1.63	0.99
46.0	0.90	0.32	1.02	0.37	1.08	0.43	1.15	0.48	1.23	0.52	1.27	0.60

Model: ASHH07KNCH

Outdoor temperature	Indoor temperature (°CDB / °CWB)											
	18.0 / 12.0		21.0 / 15.0		23.0 / 16.0		27.0 / 19.0		29.0 / 21.0		32.0 / 23.0	
(°CDB)	TC	SHC	TC	SHC	TC	SHC	TC	SHC	TC	SHC	TC	SHC
-10.0	1.96	1.10	2.22	1.26	2.34	1.45	2.50	1.63	2.67	1.78	2.76	2.04
-5.0	1.96	1.10	2.22	1.26	2.34	1.45	2.50	1.63	2.67	1.78	2.76	2.04
0.0	1.96	1.10	2.22	1.26	2.34	1.45	2.50	1.63	2.67	1.78	2.76	2.04
5.0	1.96	1.10	2.22	1.26	2.34	1.45	2.50	1.63	2.67	1.78	2.76	2.04
10.0	1.96	1.10	2.22	1.26	2.34	1.45	2.50	1.63	2.67	1.78	2.76	2.04
15.0	1.96	1.10	2.22	1.26	2.34	1.45	2.50	1.63	2.67	1.78	2.76	2.04
20.0	1.96	1.10	2.22	1.26	2.34	1.45	2.50	1.63	2.67	1.78	2.76	2.04
25.0	1.96	1.10	2.22	1.26	2.34	1.45	2.50	1.63	2.67	1.78	2.76	2.04
30.0	1.96	1.10	2.22	1.26	2.34	1.45	2.50	1.63	2.67	1.78	2.76	2.04
35.0	1.96	1.10	2.22	1.26	2.34	1.45	2.50	1.63	2.67	1.78	2.76	2.04
40.0	1.61	0.74	1.82	0.84	1.91	0.97	2.05	1.09	2.19	1.20	2.26	1.37
46.0	1.25	0.45	1.42	0.51	1.49	0.59	1.60	0.67	1.71	0.73	1.76	0.83

Model: ASHH09KNCH

Outdoor temperature	Indoor temperature (°CDB / °CWB)											
	18.0 / 12.0		21.0 / 15.0		23.0 / 16.0		27.0 / 19.0		29.0 / 21.0		32.0 / 23.0	
(°CDB)	TC	SHC	TC	SHC	TC	SHC	TC	SHC	TC	SHC	TC	SHC
-10.0	2.51	1.41	2.84	1.61	2.99	1.85	3.20	2.08	3.42	2.27	3.53	2.61
-5.0	2.51	1.41	2.84	1.61	2.99	1.85	3.20	2.08	3.42	2.27	3.53	2.61
0.0	2.51	1.41	2.84	1.61	2.99	1.85	3.20	2.08	3.42	2.27	3.53	2.61
5.0	2.51	1.41	2.84	1.61	2.99	1.85	3.20	2.08	3.42	2.27	3.53	2.61
10.0	2.51	1.41	2.84	1.61	2.99	1.85	3.20	2.08	3.42	2.27	3.53	2.61
15.0	2.51	1.41	2.84	1.61	2.99	1.85	3.20	2.08	3.42	2.27	3.53	2.61
20.0	2.51	1.41	2.84	1.61	2.99	1.85	3.20	2.08	3.42	2.27	3.53	2.61
25.0	2.51	1.41	2.84	1.61	2.99	1.85	3.20	2.08	3.42	2.27	3.53	2.61
30.0	2.51	1.41	2.84	1.61	2.99	1.85	3.20	2.08	3.42	2.27	3.53	2.61
35.0	2.51	1.41	2.84	1.61	2.99	1.85	3.20	2.08	3.42	2.27	3.53	2.61
40.0	2.06	0.95	2.32	1.08	2.45	1.24	2.62	1.40	2.81	1.53	2.89	1.75
46.0	1.61	0.58	1.81	0.66	1.91	0.76	2.05	0.85	2.19	0.93	2.26	1.07

Model: ASHH12KNCH

Outdoor temperature	Indoor temperature (°CDB / °CWB)											
	18.0 / 12.0		21.0 / 15.0		23.0 / 16.0		27.0 / 19.0		29.0 / 21.0		32.0 / 23.0	
(°CDB)	TC	SHC	TC	SHC	TC	SHC	TC	SHC	TC	SHC	TC	SHC
-10.0	2.82	1.59	3.19	1.81	3.36	2.08	3.60	2.34	3.85	2.56	3.97	2.93
-5.0	2.82	1.59	3.19	1.81	3.36	2.08	3.60	2.34	3.85	2.56	3.97	2.93
0.0	2.82	1.59	3.19	1.81	3.36	2.08	3.60	2.34	3.85	2.56	3.97	2.93
5.0	2.82	1.59	3.19	1.81	3.36	2.08	3.60	2.34	3.85	2.56	3.97	2.93
10.0	2.82	1.59	3.19	1.81	3.36	2.08	3.60	2.34	3.85	2.56	3.97	2.93
15.0	2.82	1.59	3.19	1.81	3.36	2.08	3.60	2.34	3.85	2.56	3.97	2.93
20.0	2.82	1.59	3.19	1.81	3.36	2.08	3.60	2.34	3.85	2.56	3.97	2.93
25.0	2.82	1.59	3.19	1.81	3.36	2.08	3.60	2.34	3.85	2.56	3.97	2.93
30.0	2.82	1.59	3.19	1.81	3.36	2.08	3.60	2.34	3.85	2.56	3.97	2.93
35.0	2.82	1.59	3.19	1.81	3.36	2.08	3.60	2.34	3.85	2.56	3.97	2.93
40.0	2.31	1.07	2.62	1.22	2.76	1.40	2.95	1.57	3.16	1.72	3.25	1.97
46.0	1.81	0.65	2.04	0.74	2.15	0.85	2.30	0.96	2.46	1.05	2.54	1.20

Model: ASHG18KMTB

Outdoor temperature	Indoor temperature (°CDB / °CWB)											
	18.0 / 12.0		21.0 / 15.0		23.0 / 16.0		27.0 / 19.0		29.0 / 21.0		32.0 / 23.0	
(°CDB)	TC	SHC	TC	SHC	TC	SHC	TC	SHC	TC	SHC	TC	SHC
-10.0	4.80	3.24	5.42	3.69	5.72	4.25	6.12	4.77	6.54	5.22	6.74	5.98
-5.0	4.80	3.24	5.42	3.69	5.72	4.25	6.12	4.77	6.54	5.22	6.74	5.98
0.0	4.80	3.24	5.42	3.69	5.72	4.25	6.12	4.77	6.54	5.22	6.74	5.98
5.0	4.80	3.24	5.42	3.69	5.72	4.25	6.12	4.77	6.54	5.22	6.74	5.98
10.0	4.80	3.24	5.42	3.69	5.72	4.25	6.12	4.77	6.54	5.22	6.74	5.98
15.0	4.80	3.24	5.42	3.69	5.72	4.25	6.12	4.77	6.54	5.22	6.74	5.98
20.0	4.80	3.24	5.42	3.69	5.72	4.25	6.12	4.77	6.54	5.22	6.74	5.98
25.0	4.80	3.24	5.42	3.69	5.72	4.25	6.12	4.77	6.54	5.22	6.74	5.98
30.0	4.80	3.24	5.42	3.69	5.72	4.25	6.12	4.77	6.54	5.22	6.74	5.98
35.0	4.80	3.24	5.42	3.69	5.72	4.25	6.12	4.77	6.54	5.22	6.74	5.98
40.0	3.93	2.18	4.45	2.48	4.69	2.86	5.02	3.21	5.36	3.51	5.53	4.02
46.0	3.07	1.33	3.47	1.51	3.66	1.74	3.92	1.96	4.19	2.14	4.32	2.45

Model: ASHG18KMTE

Outdoor temperature	Indoor temperature (°CDB / °CWB)											
	18.0 / 12.0		21.0 / 15.0		23.0 / 16.0		27.0 / 19.0		29.0 / 21.0		32.0 / 23.0	
(°CDB)	TC	SHC	TC	SHC	TC	SHC	TC	SHC	TC	SHC	TC	SHC
-10.0	4.80	3.24	5.42	3.69	5.72	4.25	6.12	4.77	6.54	5.22	6.74	5.98
-5.0	4.80	3.24	5.42	3.69	5.72	4.25	6.12	4.77	6.54	5.22	6.74	5.98
0.0	4.80	3.24	5.42	3.69	5.72	4.25	6.12	4.77	6.54	5.22	6.74	5.98
5.0	4.80	3.24	5.42	3.69	5.72	4.25	6.12	4.77	6.54	5.22	6.74	5.98
10.0	4.80	3.24	5.42	3.69	5.72	4.25	6.12	4.77	6.54	5.22	6.74	5.98
15.0	4.80	3.24	5.42	3.69	5.72	4.25	6.12	4.77	6.54	5.22	6.74	5.98
20.0	4.80	3.24	5.42	3.69	5.72	4.25	6.12	4.77	6.54	5.22	6.74	5.98
25.0	4.80	3.24	5.42	3.69	5.72	4.25	6.12	4.77	6.54	5.22	6.74	5.98
30.0	4.80	3.24	5.42	3.69	5.72	4.25	6.12	4.77	6.54	5.22	6.74	5.98
35.0	4.80	3.24	5.42	3.69	5.72	4.25	6.12	4.77	6.54	5.22	6.74	5.98
40.0	3.93	2.18	4.45	2.48	4.69	2.86	5.02	3.21	5.36	3.51	5.53	4.02
46.0	3.07	1.33	3.47	1.51	3.66	1.74	3.92	1.96	4.19	2.14	4.32	2.45

NOTES:

- TC: Total Capacity (kW), SHC: Sensible Heat Capacity (kW)
- Values mentioned in the table are based on the following conditions:
 - Pipe length: 5 m, Height difference: 0 m (Outdoor unit—Indoor unit)

● Ceiling type

Model: ABHG18KRTA

Outdoor temperature (°CDB)	Indoor temperature (°CDB / °CWB)											
	18.0 / 12.0		21.0 / 15.0		23.0 / 16.0		27.0 / 19.0		29.0 / 21.0		32.0 / 23.0	
	TC	SHC	TC	SHC	TC	SHC	TC	SHC	TC	SHC	TC	SHC
-10.0	4.80	2.99	5.42	3.41	5.72	3.92	6.12	4.41	6.54	4.82	6.74	5.52
-5.0	4.80	2.99	5.42	3.41	5.72	3.92	6.12	4.41	6.54	4.82	6.74	5.52
0.0	4.80	2.99	5.42	3.41	5.72	3.92	6.12	4.41	6.54	4.82	6.74	5.52
5.0	4.80	2.99	5.42	3.41	5.72	3.92	6.12	4.41	6.54	4.82	6.74	5.52
10.0	4.80	2.99	5.42	3.41	5.72	3.92	6.12	4.41	6.54	4.82	6.74	5.52
15.0	4.80	2.99	5.42	3.41	5.72	3.92	6.12	4.41	6.54	4.82	6.74	5.52
20.0	4.80	2.99	5.42	3.41	5.72	3.92	6.12	4.41	6.54	4.82	6.74	5.52
25.0	4.80	2.99	5.42	3.41	5.72	3.92	6.12	4.41	6.54	4.82	6.74	5.52
30.0	4.80	2.99	5.42	3.41	5.72	3.92	6.12	4.41	6.54	4.82	6.74	5.52
35.0	4.80	2.99	5.42	3.41	5.72	3.92	6.12	4.41	6.54	4.82	6.74	5.52
40.0	3.93	2.01	4.45	2.29	4.69	2.64	5.02	2.96	5.36	3.24	5.53	3.71
46.0	3.07	1.22	3.47	1.40	3.66	1.61	3.92	1.80	4.19	1.97	4.32	2.26

NOTES:

- TC: Total Capacity (kW), SHC: Sensible Heat Capacity (kW)
- Values mentioned in the table are based on the following conditions:
 - Pipe length: 5 m, Height difference: 0 m (Outdoor unit—Indoor unit)

● Floor type

Model: AGHG09KVCA

Outdoor temperature	Indoor temperature (°CDB / °CWB)											
	18.0 / 12.0		21.0 / 15.0		23.0 / 16.0		27.0 / 19.0		29.0 / 21.0		32.0 / 23.0	
(°CDB)	TC	SHC	TC	SHC	TC	SHC	TC	SHC	TC	SHC	TC	SHC
-10.0	2.51	1.71	2.84	1.95	2.99	2.25	3.20	2.53	3.42	2.76	3.53	3.17
-5.0	2.51	1.71	2.84	1.95	2.99	2.25	3.20	2.53	3.42	2.76	3.53	3.17
0.0	2.51	1.71	2.84	1.95	2.99	2.25	3.20	2.53	3.42	2.76	3.53	3.17
5.0	2.51	1.71	2.84	1.95	2.99	2.25	3.20	2.53	3.42	2.76	3.53	3.17
10.0	2.51	1.71	2.84	1.95	2.99	2.25	3.20	2.53	3.42	2.76	3.53	3.17
15.0	2.51	1.71	2.84	1.95	2.99	2.25	3.20	2.53	3.42	2.76	3.53	3.17
20.0	2.51	1.71	2.84	1.95	2.99	2.25	3.20	2.53	3.42	2.76	3.53	3.17
25.0	2.51	1.71	2.84	1.95	2.99	2.25	3.20	2.53	3.42	2.76	3.53	3.17
30.0	2.51	1.71	2.84	1.95	2.99	2.25	3.20	2.53	3.42	2.76	3.53	3.17
35.0	2.51	1.71	2.84	1.95	2.99	2.25	3.20	2.53	3.42	2.76	3.53	3.17
40.0	2.06	1.15	2.32	1.31	2.45	1.51	2.62	1.70	2.81	1.86	2.89	2.13
46.0	1.61	0.70	1.81	0.80	1.91	0.92	2.05	1.04	2.19	1.13	2.26	1.30

Model: AGHG12KVCA

Outdoor temperature	Indoor temperature (°CDB / °CWB)											
	18.0 / 12.0		21.0 / 15.0		23.0 / 16.0		27.0 / 19.0		29.0 / 21.0		32.0 / 23.0	
(°CDB)	TC	SHC	TC	SHC	TC	SHC	TC	SHC	TC	SHC	TC	SHC
-10.0	3.37	2.16	3.81	2.46	4.02	2.83	4.30	3.18	4.60	3.48	4.74	3.99
-5.0	3.37	2.16	3.81	2.46	4.02	2.83	4.30	3.18	4.60	3.48	4.74	3.99
0.0	3.37	2.16	3.81	2.46	4.02	2.83	4.30	3.18	4.60	3.48	4.74	3.99
5.0	3.37	2.16	3.81	2.46	4.02	2.83	4.30	3.18	4.60	3.48	4.74	3.99
10.0	3.37	2.16	3.81	2.46	4.02	2.83	4.30	3.18	4.60	3.48	4.74	3.99
15.0	3.37	2.16	3.81	2.46	4.02	2.83	4.30	3.18	4.60	3.48	4.74	3.99
20.0	3.37	2.16	3.81	2.46	4.02	2.83	4.30	3.18	4.60	3.48	4.74	3.99
25.0	3.37	2.16	3.81	2.46	4.02	2.83	4.30	3.18	4.60	3.48	4.74	3.99
30.0	3.37	2.16	3.81	2.46	4.02	2.83	4.30	3.18	4.60	3.48	4.74	3.99
35.0	3.37	2.16	3.81	2.46	4.02	2.83	4.30	3.18	4.60	3.48	4.74	3.99
40.0	2.76	1.45	3.12	1.65	3.29	1.90	3.53	2.14	3.77	2.34	3.89	2.68
46.0	2.16	0.88	2.44	1.01	2.57	1.16	2.75	1.30	2.94	1.43	3.03	1.63

Model: AGHG14KVCA

Outdoor temperature	Indoor temperature (°CDB / °CWB)											
	18.0 / 12.0		21.0 / 15.0		23.0 / 16.0		27.0 / 19.0		29.0 / 21.0		32.0 / 23.0	
(°CDB)	TC	SHC	TC	SHC	TC	SHC	TC	SHC	TC	SHC	TC	SHC
-10.0	3.92	2.44	4.43	2.78	4.67	3.20	5.00	3.60	5.35	3.94	5.51	4.51
-5.0	3.92	2.44	4.43	2.78	4.67	3.20	5.00	3.60	5.35	3.94	5.51	4.51
0.0	3.92	2.44	4.43	2.78	4.67	3.20	5.00	3.60	5.35	3.94	5.51	4.51
5.0	3.92	2.44	4.43	2.78	4.67	3.20	5.00	3.60	5.35	3.94	5.51	4.51
10.0	3.92	2.44	4.43	2.78	4.67	3.20	5.00	3.60	5.35	3.94	5.51	4.51
15.0	3.92	2.44	4.43	2.78	4.67	3.20	5.00	3.60	5.35	3.94	5.51	4.51
20.0	3.92	2.44	4.43	2.78	4.67	3.20	5.00	3.60	5.35	3.94	5.51	4.51
25.0	3.92	2.44	4.43	2.78	4.67	3.20	5.00	3.60	5.35	3.94	5.51	4.51
30.0	3.92	2.44	4.43	2.78	4.67	3.20	5.00	3.60	5.35	3.94	5.51	4.51
35.0	3.92	2.44	4.43	2.78	4.67	3.20	5.00	3.60	5.35	3.94	5.51	4.51
40.0	3.21	1.64	3.63	1.87	3.83	2.15	4.10	2.42	4.38	2.65	4.52	3.03
46.0	2.51	1.00	2.84	1.14	2.99	1.31	3.20	1.47	3.42	1.61	3.53	1.85

NOTES:

- TC: Total Capacity (kW), SHC: Sensible Heat Capacity (kW)
- Values mentioned in the table are based on the following conditions:
 - Pipe length: 5 m, Height difference: 0 m (Outdoor unit—Indoor unit)

6-3. Heating capacity

NOTE: Values mentioned in the table are calculated based on the maximum capacity.

Model: AOHG18KBT A3

Indoor unit connecting capacity	Outdoor temperature		Indoor temperature									
			16.0 °CDB		18.0 °CDB		20.0 °CDB		22.0 °CDB		24.0 °CDB	
kBtu/h	°CDB	°CWB	TC	IP	TC	IP	TC	IP	TC	IP	TC	IP
30	-15.0	-16.0	6.41	3.03	6.25	3.09	6.10	3.15	5.95	3.21	5.80	3.28
	-10.0	-11.0	7.23	3.21	7.06	3.27	6.88	3.34	6.71	3.41	6.54	3.47
	-5.0	-7.0	7.72	2.92	7.54	2.98	7.35	3.04	7.17	3.10	6.98	3.16
	0.0	-2.0	8.40	2.60	8.20	2.66	8.00	2.71	7.80	2.77	7.60	2.82
	5.0	3.0	8.40	2.02	8.20	2.07	8.00	2.11	7.80	2.15	7.60	2.19
	7.0	6.0	8.40	1.78	8.20	1.81	8.00	1.85	7.80	1.89	7.60	1.92
	10.0	8.0	8.40	1.67	8.20	1.70	8.00	1.74	7.80	1.77	7.60	1.81
	15.0	10.0	8.40	1.51	8.20	1.54	8.00	1.57	7.80	1.61	7.60	1.64
	20.0	15.0	8.40	1.28	8.20	1.30	8.00	1.33	7.80	1.36	7.60	1.38
29	24.0	18.0	8.40	1.14	8.20	1.17	8.00	1.19	7.80	1.22	7.60	1.24
	-15.0	-16.0	6.41	3.03	6.25	3.09	6.10	3.15	5.95	3.21	5.80	3.28
	-10.0	-11.0	7.23	3.21	7.06	3.27	6.88	3.34	6.71	3.41	6.54	3.47
	-5.0	-7.0	7.72	2.92	7.54	2.98	7.35	3.04	7.17	3.10	6.98	3.16
	0.0	-2.0	8.40	2.60	8.20	2.66	8.00	2.71	7.80	2.77	7.60	2.82
	5.0	3.0	8.40	2.02	8.20	2.07	8.00	2.11	7.80	2.15	7.60	2.19
	7.0	6.0	8.40	1.78	8.20	1.81	8.00	1.85	7.80	1.89	7.60	1.92
	10.0	8.0	8.40	1.67	8.20	1.70	8.00	1.74	7.80	1.77	7.60	1.81
	15.0	10.0	8.40	1.51	8.20	1.54	8.00	1.57	7.80	1.61	7.60	1.64
28	20.0	15.0	8.40	1.28	8.20	1.30	8.00	1.33	7.80	1.36	7.60	1.38
	24.0	18.0	8.40	1.14	8.20	1.17	8.00	1.19	7.80	1.22	7.60	1.24
	-15.0	-16.0	6.41	3.03	6.25	3.09	6.10	3.15	5.95	3.21	5.80	3.28
	-10.0	-11.0	7.23	3.21	7.06	3.27	6.88	3.34	6.71	3.41	6.54	3.47
	-5.0	-7.0	7.72	2.92	7.54	2.98	7.35	3.04	7.17	3.10	6.98	3.16
	0.0	-2.0	8.40	2.60	8.20	2.66	8.00	2.71	7.80	2.77	7.60	2.82
	5.0	3.0	8.40	2.02	8.20	2.07	8.00	2.11	7.80	2.15	7.60	2.19
	7.0	6.0	8.40	1.78	8.20	1.81	8.00	1.85	7.80	1.89	7.60	1.92
	10.0	8.0	8.40	1.67	8.20	1.70	8.00	1.74	7.80	1.77	7.60	1.81
27	15.0	10.0	8.40	1.51	8.20	1.54	8.00	1.57	7.80	1.61	7.60	1.64
	20.0	15.0	8.40	1.28	8.20	1.30	8.00	1.33	7.80	1.36	7.60	1.38
	24.0	18.0	8.40	1.14	8.20	1.17	8.00	1.19	7.80	1.22	7.60	1.24
	-15.0	-16.0	6.41	3.03	6.25	3.09	6.10	3.15	5.95	3.21	5.80	3.28
	-10.0	-11.0	7.23	3.21	7.06	3.27	6.88	3.34	6.71	3.41	6.54	3.47
	-5.0	-7.0	7.72	2.92	7.54	2.98	7.35	3.04	7.17	3.10	6.98	3.16
	0.0	-2.0	8.40	2.60	8.20	2.66	8.00	2.71	7.80	2.77	7.60	2.82
	5.0	3.0	8.40	2.02	8.20	2.07	8.00	2.11	7.80	2.15	7.60	2.19
	7.0	6.0	8.40	1.78	8.20	1.81	8.00	1.85	7.80	1.89	7.60	1.92
26	10.0	8.0	8.40	1.67	8.20	1.70	8.00	1.74	7.80	1.77	7.60	1.81
	15.0	10.0	8.40	1.51	8.20	1.54	8.00	1.57	7.80	1.61	7.60	1.64
	20.0	15.0	8.40	1.28	8.20	1.30	8.00	1.33	7.80	1.36	7.60	1.38
	24.0	18.0	8.40	1.14	8.20	1.17	8.00	1.19	7.80	1.22	7.60	1.24
	-15.0	-16.0	6.41	3.03	6.25	3.09	6.10	3.15	5.95	3.21	5.80	3.28
	-10.0	-11.0	7.23	3.21	7.06	3.27	6.88	3.34	6.71	3.41	6.54	3.47
	-5.0	-7.0	7.72	2.92	7.54	2.98	7.35	3.04	7.17	3.10	6.98	3.16
	0.0	-2.0	8.40	2.60	8.20	2.66	8.00	2.71	7.80	2.77	7.60	2.82
	5.0	3.0	8.40	2.02	8.20	2.07	8.00	2.11	7.80	2.15	7.60	2.19
25	7.0	6.0	8.40	1.78	8.20	1.81	8.00	1.85	7.80	1.89	7.60	1.92
	10.0	8.0	8.40	1.67	8.20	1.70	8.00	1.74	7.80	1.77	7.60	1.81
	15.0	10.0	8.40	1.51	8.20	1.54	8.00	1.57	7.80	1.61	7.60	1.64
	20.0	15.0	8.40	1.28	8.20	1.30	8.00	1.33	7.80	1.36	7.60	1.38
	24.0	18.0	8.40	1.14	8.20	1.17	8.00	1.19	7.80	1.22	7.60	1.24
	-15.0	-16.0	6.41	3.03	6.25	3.09	6.10	3.15	5.95	3.21	5.80	3.28
	-10.0	-11.0	7.23	3.21	7.06	3.27	6.88	3.34	6.71	3.41	6.54	3.47
	-5.0	-7.0	7.72	2.92	7.54	2.98	7.35	3.04	7.17	3.10	6.98	3.16
	0.0	-2.0	8.40	2.60	8.20	2.66	8.00	2.71	7.80	2.77	7.60	2.82
24	5.0	3.0	8.40	2.02	8.20	2.07	8.00	2.11	7.80	2.15	7.60	2.19
	7.0	6.0	8.40	1.78	8.20	1.81	8.00	1.85	7.80	1.89	7.60	1.92
	10.0	8.0	8.40	1.67	8.20	1.70	8.00	1.74	7.80	1.77	7.60	1.81
	15.0	10.0	8.40	1.51	8.20	1.54	8.00	1.57	7.80	1.61	7.60	1.64
	20.0	15.0	8.40	1.28	8.20	1.30	8.00	1.33	7.80	1.36	7.60	1.38
	24.0	18.0	8.40	1.14	8.20	1.17	8.00	1.19	7.80	1.22	7.60	1.24
	-15.0	-16.0	6.41	3.03	6.25	3.09	6.10	3.15	5.95	3.21	5.80	3.28
	-10.0	-11.0	7.23	3.21	7.06	3.27	6.88	3.34	6.71	3.41	6.54	3.47
	-5.0	-7.0	7.72	2.92	7.54	2.98	7.35	3.04	7.17	3.10	6.98	3.16
23	0.0	-2.0	8.40	2.60	8.20	2.66	8.00	2.71	7.80	2.77	7.60	2.82
	5.0	3.0	8.40	2.02	8.20	2.07	8.00	2.11	7.80	2.15	7.60	2.19
	7.0	6.0	8.40	1.78	8.20	1.81	8.00	1.85	7.80	1.89	7.60	1.92
	10.0	8.0	8.40	1.67	8.20	1.70	8.00	1.74	7.80	1.77	7.60	1.81
	15.0	10.0	8.40	1.51	8.20	1.54	8.00	1.57	7.80	1.61	7.60	1.64
	20.0	15.0	8.40	1.28	8.20	1.30	8.00	1.33	7.80	1.36	7.60	1.38
	24.0	18.0	8.40	1.14	8.20	1.17	8.00	1.19	7.80	1.22	7.60	1.24
	-15.0	-16.0	6.41	3.03	6.25	3.09	6.10	3.15	5.95	3.21	5.80	3.28
	-10.0	-11.0	7.23	3.21	7.06	3.27	6.88	3.34	6.71	3.41	6.54	3.47

Indoor unit connecting capacity	Outdoor temperature		Indoor temperature									
			16.0 °CDB		18.0 °CDB		20.0 °CDB		22.0 °CDB		24.0 °CDB	
kBtu/h	°CDB	°CWB	TC	IP	TC	IP	TC	IP	TC	IP	TC	IP
22	-15.0	-16.0	6.41	3.03	6.25	3.09	6.10	3.15	5.95	3.21	5.80	3.28
	-10.0	-11.0	7.23	3.21	7.06	3.27	6.88	3.34	6.71	3.41	6.54	3.47
	-5.0	-7.0	7.72	2.92	7.54	2.98	7.35	3.04	7.17	3.10	6.98	3.16
	0.0	-2.0	8.40	2.60	8.20	2.66	8.00	2.71	7.80	2.77	7.60	2.82
	5.0	3.0	8.40	2.02	8.20	2.07	8.00	2.11	7.80	2.15	7.60	2.19
	7.0	6.0	8.40	1.78	8.20	1.81	8.00	1.85	7.80	1.89	7.60	1.92
	10.0	8.0	8.40	1.67	8.20	1.70	8.00	1.74	7.80	1.77	7.60	1.81
	15.0	10.0	8.40	1.51	8.20	1.54	8.00	1.57	7.80	1.61	7.60	1.64
	20.0	15.0	8.40	1.28	8.20	1.30	8.00	1.33	7.80	1.36	7.60	1.38
21	24.0	18.0	8.40	1.14	8.20	1.17	8.00	1.19	7.80	1.22	7.60	1.24
	-15.0	-16.0	6.41	3.03	6.25	3.09	6.10	3.15	5.95	3.21	5.80	3.28
	-10.0	-11.0	7.23	3.21	7.06	3.27	6.88	3.34	6.71	3.41	6.54	3.47
	-5.0	-7.0	7.72	2.92	7.54	2.98	7.35	3.04	7.17	3.10	6.98	3.16
	0.0	-2.0	8.40	2.60	8.20	2.66	8.00	2.71	7.80	2.77	7.60	2.82
	5.0	3.0	8.40	2.02	8.20	2.07	8.00	2.11	7.80	2.15	7.60	2.19
	7.0	6.0	8.40	1.78	8.20	1.81	8.00	1.85	7.80	1.89	7.60	1.92
	10.0	8.0	8.40	1.67	8.20	1.70	8.00	1.74	7.80	1.77	7.60	1.81
	15.0	10.0	8.40	1.51	8.20	1.54	8.00	1.57	7.80	1.61	7.60	1.64
19	20.0	15.0	8.40	1.28	8.20	1.30	8.00	1.33	7.80	1.36	7.60	1.38
	24.0	18.0	8.40	1.14	8.20	1.17	8.00	1.19	7.80	1.22	7.60	1.24
	-15.0	-16.0	6.09	2.90	5.94	2.96	5.80	3.02	5.65	3.08	5.51	3.14
	-10.0	-11.0	6.87	3.07	6.70	3.13	6.54	3.20	6.38	3.26	6.21	3.32
	-5.0	-7.0	7.33	2.79	7.16	2.85	6.98	2.91	6.81	2.97	6.64	3.03
	0.0	-2.0	7.98	2.49	7.79	2.55	7.60	2.60	7.41	2.65	7.22	2.70
	5.0	3.0	7.98	1.94	7.79	1.98	7.60	2.02	7.41	2.06	7.22	2.10
	7.0	6.0	7.98	1.70	7.79	1.74	7.60	1.77	7.41	1.81	7.22	1.84
	10.0	8.0	7.98	1.60	7.79	1.63	7.60	1.66	7.41	1.70	7.22	1.73
18	15.0	10.0	7.98	1.45	7.79	1.48	7.60	1.51	7.41	1.54	7.22	1.57
	20.0	15.0	7.98	1.22	7.79	1.25	7.60	1.27	7.41	1.30	7.22	1.32
	24.0	18.0	7.98	1.10	7.79	1.12	7.60	1.14	7.41	1.16	7.22	1.19
	-15.0	-16.0	5.77	2.74	5.63	2.80	5.49	2.85	5.35	2.91	5.22	2.97
	-10.0	-11.0	6.50	2.90	6.35	2.96	6.20	3.02	6.04	3.08	5.89	3.14
	-5.0	-7.0	6.95	2.64	6.78	2.70	6.62	2.75	6.45	2.81	6.29	2.86
	0.0	-2.0	7.56	2.36	7.38	2.41	7.20	2.46	7.02	2.51	6.84	2.56
	5.0	3.0	7.56	1.83	7.38	1.87	7.20	1.91	7.02	1.95	6.84	1.99
	7.0	6.0	7.56	1.61	7.38	1.64	7.20	1.68	7.02	1.71	6.84	1.74
17	10.0	8.0	7.56	1.51	7.38	1.54	7.20	1.57	7.02	1.61	6.84	1.64
	15.0	10.0	7.56	1.37	7.38	1.40	7.20	1.43	7.02	1.45	6.84	1.48
	20.0	15.0	7.56	1.16	7.38	1.18	7.20	1.20	7.02	1.23	6.84	1.25
	24.0	18.0	7.56	1.04	7.38	1.06	7.20	1.08	7.02	1.10	6.84	1.12
	-15.0	-16.0	5.53	2.55	5.39	2.60	5.26	2.66	5.13	2.71	5.00	2.76
	-10.0	-11.0	6.23	2.70	6.09	2.76	5.94	2.82	5.79	2.87	5.64	2.93
	-5.0	-7.0	6.66	2.46	6.50	2.51	6.34	2.56	6.18	2.61	6.02	2.67
	0.0	-2.0	7.25	2.20	7.07	2.24	6.90	2.29	6.73	2.33	6.56	2.38
	5.0	3.0	7.25	1.71	7.07	1.74	6.90	1.78	6.73	1.81	6.56	1.85
16	7.0	6.0	7.25	1.50	7.07	1.53	6.90	1.56	6.73	1.59	6.56	1.62
	10.0	8.0	7.25	1.41	7.07	1.44	6.90	1.47	6.73	1.50	6.56	1.52
	15.0	10.0	7.25	1.27	7.07	1.30	6.90	1.33	6.73	1.35	6.56	1.38
	20.0	15.0	7.25	1.08	7.07	1.10	6.90	1.12	6.73	1.14	6.56	1.17
	24.0	18.0	7.25	0.97	7.07	0.99	6.90	1.01	6.73	1.03	6.56	1.05
	-15.0	-16.0	5.13	2.43	5.00	2.48	4.88	2.53	4.76	2.58	4.64	2.63
	-10.0	-11.0	5.78	2.57	5.64	2.63	5.51	2.68	5.37	2.73	5.23	2.79
	-5.0	-7.0	6.18	2.34	6.03	2.39	5.88	2.44	5.73	2.49	5.59	2.54
	0.0	-2.0	6.72	2.09	6.56	2.13	6.40	2.18	6.24	2.22	6.08	2.27
15	5.0	3.0	6.72	1.62	6.56	1.66	6.40	1.69	6.24	1.73	6.08	1.76
	7.0	6.0	6.72	1.43	6.56	1.46	6.40	1.49	6.24	1.51	6.08	1.54
	10.0	8.0	6.72	1.34	6.56	1.37	6.40	1.40	6.24	1.42	6.08	1.45
	15.0	10.0	6.72	1.21	6.56	1.24	6.40	1.26	6.24	1.29	6.08	1.31
	20.0	15.0	6.72	1.02	6.56	1.05	6.40	1.07	6.24	1.09	6.08	1.11
	24.0	18.0	6.72	0.92	6.56	0.94	6.40	0.96	6.24	0.98	6.08	1.00
	-15.0	-16.0	4.80	2.31	4.69	2.35	4.58	2.40	4.46	2.45	4.35	2.50
	-10.0	-11.0	5.42	2.44	5.29	2.49	5.16	2.54	5.03	2.60	4.90	2.65
	-5.0	-7.0	5.79	2.22	5.65	2.27	5.51	2.32	5.38	2.36	5.24	2.41
14	0.0	-2.0	6.30	1.99	6.15	2.03	6.00	2.07	5.85	2.11	5.70	2.15
	5.0	3.0	6.30	1.54	6.15	1.57	6.00	1.61	5.85	1.64	5.70	1.67
	7.0	6.0	6.30	1.35	6.15	1.38	6.00	1.41	5.85	1.44	5.70	1.47
	10.0	8.0	6.30	1.27	6.15	1.30	6.00	1.33	5.85	1.35	5.70	1.38
	15.0	10.0	6.30	1.15	6.15	1.18	6.00	1.20	5.85	1.22	5.70	1.25
	20.0	15.0	6.30	0.97	6.15	0.99	6.00	1.01	5.85	1.03	5.70	1.05
	24.0	18.0	6.30	0.87	6.15	0.89	6.00	0.91	5.85	0.93	5.70	0.94
	-15.0	-16.0	4.48	2.19	4.38	2.24	4.27	2.28	4.16	2.33	4.06	2.37
	-10.0	-11.0	5.06	2.32	4.94	2.37	4.82	2.42	4.70	2.46	4.58	2.51
	-5.0	-7.0	5.40	2.11	5.27	2.16	5.15	2.20	5.02	2.24	4.89	2.29
	0.0	-2.0	5.88	1.89	5.74	1.92	5.60	1.96	5.46	2.00	5.32	2.04
	5.0	3.0	5.88	1.46	5.74	1.49	5.60	1.53	5.46	1.56	5.32	1.59
	7.0	6.0	5.88	1.29	5.74	1.31	5.60	1.34	5.46	1.37	5.32	1.39
	10.0	8.0	5.88	1.21	5.74	1.23	5.60	1.26	5.46	1.28	5.32	1.31
	15.0	10.0	5.88	1.09	5.74	1.12	5.60	1.14	5.46	1.16	5.32	1.19
	20.0	15.0	5.88	0.92	5.74	0.94	5.60	0.96	5.46	0.98	5.32	1.00
	24.0	18.0	5.88	0.83	5.74	0.85	5.60	0.86	5.46	0.88	5.32	0.90

NOTES:

- TC: Total Capacity (kW), IP: Input Power (kW)
- Values mentioned in the table are based on the following conditions:
 - Power source of specifications: 230 V
 - Pipe length: 5 m, Height difference: 0 m (Outdoor unit—Indoor unit)
- 2 or more indoor units should be connected.
- The total ability of connected a indoor unit is from 14,000 Btu/h up to 30,000 Btu/h.
- Input in the table are calculated based on the maximum indoor unit input combinations.

● Compact cassette type

Model: AUXG07KVLA

Outdoor temperature		Indoor temperature (°CDB)				
		16.0	18.0	20.0	22.0	24.0
(°CDB)	(°CWB)	TC	TC	TC	TC	TC
-15.0	-16.0	2.23	2.18	2.13	2.07	2.02
-10.0	-11.0	2.53	2.47	2.41	2.35	2.29
-5.0	-7.0	2.70	2.64	2.58	2.51	2.45
0.0	-2.0	2.94	2.87	2.80	2.73	2.66
5.0	3.0	2.94	2.87	2.80	2.73	2.66
7.0	6.0	2.94	2.87	2.80	2.73	2.66
10.0	8.0	2.94	2.87	2.80	2.73	2.66
15.0	10.0	2.94	2.87	2.80	2.73	2.66
20.0	15.0	2.94	2.87	2.80	2.73	2.66
24.0	18.0	2.94	2.87	2.80	2.73	2.66

Model: AUXG09KVLA

Outdoor temperature		Indoor temperature (°CDB)				
		16.0	18.0	20.0	22.0	24.0
(°CDB)	(°CWB)	TC	TC	TC	TC	TC
-15.0	-16.0	2.87	2.80	2.74	2.67	2.60
-10.0	-11.0	3.25	3.17	3.10	3.02	2.94
-5.0	-7.0	3.48	3.39	3.31	3.23	3.15
0.0	-2.0	3.78	3.69	3.60	3.51	3.42
5.0	3.0	3.78	3.69	3.60	3.51	3.42
7.0	6.0	3.78	3.69	3.60	3.51	3.42
10.0	8.0	3.78	3.69	3.60	3.51	3.42
15.0	10.0	3.78	3.69	3.60	3.51	3.42
20.0	15.0	3.78	3.69	3.60	3.51	3.42
24.0	18.0	3.78	3.69	3.60	3.51	3.42

Model: AUXG12KVLA

Outdoor temperature		Indoor temperature (°CDB)				
		16.0	18.0	20.0	22.0	24.0
(°CDB)	(°CWB)	TC	TC	TC	TC	TC
-15.0	-16.0	3.83	3.74	3.65	3.56	3.47
-10.0	-11.0	4.33	4.23	4.13	4.02	3.92
-5.0	-7.0	4.64	4.53	4.42	4.31	4.20
0.0	-2.0	5.04	4.92	4.80	4.68	4.56
5.0	3.0	5.04	4.92	4.80	4.68	4.56
7.0	6.0	5.04	4.92	4.80	4.68	4.56
10.0	8.0	5.04	4.92	4.80	4.68	4.56
15.0	10.0	5.04	4.92	4.80	4.68	4.56
20.0	15.0	5.04	4.92	4.80	4.68	4.56
24.0	18.0	5.04	4.92	4.80	4.68	4.56

Model: AUXG14KVLA

Outdoor temperature		Indoor temperature (°CDB)				
		16.0	18.0	20.0	22.0	24.0
(°CDB)	(°CWB)	TC	TC	TC	TC	TC
-15.0	-16.0	4.25	4.15	4.05	3.95	3.85
-10.0	-11.0	4.81	4.70	4.58	4.47	4.35
-5.0	-7.0	5.15	5.03	4.90	4.78	4.66
0.0	-2.0	5.60	5.46	5.33	5.20	5.06
5.0	3.0	5.60	5.46	5.33	5.20	5.06
7.0	6.0	5.60	5.46	5.33	5.20	5.06
10.0	8.0	5.60	5.46	5.33	5.20	5.06
15.0	10.0	5.60	5.46	5.33	5.20	5.06
20.0	15.0	5.60	5.46	5.33	5.20	5.06
24.0	18.0	5.60	5.46	5.33	5.20	5.06

NOTES:

- TC: Total Capacity (kW)
- Values mentioned in the table are based on the following conditions:
 - Pipe length: 5 m, Height difference: 0 m (Outdoor unit—Indoor unit)

● Mini duct type

Model: ARXG07KSLAP

Outdoor temperature		Indoor temperature (°CDB)				
		16.0	18.0	20.0	22.0	24.0
(°CDB)	(°CWB)	TC	TC	TC	TC	TC
-15.0	-16.0	2.23	2.18	2.13	2.07	2.02
-10.0	-11.0	2.53	2.47	2.41	2.35	2.29
-5.0	-7.0	2.70	2.64	2.58	2.51	2.45
0.0	-2.0	2.94	2.87	2.80	2.73	2.66
5.0	3.0	2.94	2.87	2.80	2.73	2.66
7.0	6.0	2.94	2.87	2.80	2.73	2.66
10.0	8.0	2.94	2.87	2.80	2.73	2.66
15.0	10.0	2.94	2.87	2.80	2.73	2.66
20.0	15.0	2.94	2.87	2.80	2.73	2.66
24.0	18.0	2.94	2.87	2.80	2.73	2.66

Model: ARXG09KSLAP

Outdoor temperature		Indoor temperature (°CDB)				
		16.0	18.0	20.0	22.0	24.0
(°CDB)	(°CWB)	TC	TC	TC	TC	TC
-15.0	-16.0	2.87	2.80	2.74	2.67	2.60
-10.0	-11.0	3.25	3.17	3.10	3.02	2.94
-5.0	-7.0	3.48	3.39	3.31	3.23	3.15
0.0	-2.0	3.78	3.69	3.60	3.51	3.42
5.0	3.0	3.78	3.69	3.60	3.51	3.42
7.0	6.0	3.78	3.69	3.60	3.51	3.42
10.0	8.0	3.78	3.69	3.60	3.51	3.42
15.0	10.0	3.78	3.69	3.60	3.51	3.42
20.0	15.0	3.78	3.69	3.60	3.51	3.42
24.0	18.0	3.78	3.69	3.60	3.51	3.42

Model: ARXG12KSLAP

Outdoor temperature		Indoor temperature (°CDB)				
		16.0	18.0	20.0	22.0	24.0
(°CDB)	(°CWB)	TC	TC	TC	TC	TC
-15.0	-16.0	3.83	3.74	3.65	3.56	3.47
-10.0	-11.0	4.33	4.23	4.13	4.02	3.92
-5.0	-7.0	4.64	4.53	4.42	4.31	4.20
0.0	-2.0	5.04	4.92	4.80	4.68	4.56
5.0	3.0	5.04	4.92	4.80	4.68	4.56
7.0	6.0	5.04	4.92	4.80	4.68	4.56
10.0	8.0	5.04	4.92	4.80	4.68	4.56
15.0	10.0	5.04	4.92	4.80	4.68	4.56
20.0	15.0	5.04	4.92	4.80	4.68	4.56
24.0	18.0	5.04	4.92	4.80	4.68	4.56

Model: ARXG14KSLAP

Outdoor temperature		Indoor temperature (°CDB)				
		16.0	18.0	20.0	22.0	24.0
(°CDB)	(°CWB)	TC	TC	TC	TC	TC
-15.0	-16.0	4.25	4.15	4.05	3.95	3.85
-10.0	-11.0	4.81	4.70	4.58	4.47	4.35
-5.0	-7.0	5.15	5.03	4.90	4.78	4.66
0.0	-2.0	5.60	5.46	5.33	5.20	5.06
5.0	3.0	5.60	5.46	5.33	5.20	5.06
7.0	6.0	5.60	5.46	5.33	5.20	5.06
10.0	8.0	5.60	5.46	5.33	5.20	5.06
15.0	10.0	5.60	5.46	5.33	5.20	5.06
20.0	15.0	5.60	5.46	5.33	5.20	5.06
24.0	18.0	5.60	5.46	5.33	5.20	5.06

NOTES:

- TC: Total Capacity (kW)
- Values mentioned in the table are based on the following conditions:
 - Pipe length: 5 m, Height difference: 0 m [Outdoor unit—Indoor unit]

● Slim duct type

Model: ARXG07KLLAP

Outdoor temperature		Indoor temperature (°CDB)				
		16.0	18.0	20.0	22.0	24.0
(°CDB)	(°CWB)	TC	TC	TC	TC	TC
-15.0	-16.0	2.23	2.18	2.13	2.07	2.02
-10.0	-11.0	2.53	2.47	2.41	2.35	2.29
-5.0	-7.0	2.70	2.64	2.58	2.51	2.45
0.0	-2.0	2.94	2.87	2.80	2.73	2.66
5.0	3.0	2.94	2.87	2.80	2.73	2.66
7.0	6.0	2.94	2.87	2.80	2.73	2.66
10.0	8.0	2.94	2.87	2.80	2.73	2.66
15.0	10.0	2.94	2.87	2.80	2.73	2.66
20.0	15.0	2.94	2.87	2.80	2.73	2.66
24.0	18.0	2.94	2.87	2.80	2.73	2.66

Model: ARXG09KLLAP

Outdoor temperature		Indoor temperature (°CDB)				
		16.0	18.0	20.0	22.0	24.0
(°CDB)	(°CWB)	TC	TC	TC	TC	TC
-15.0	-16.0	2.87	2.80	2.74	2.67	2.60
-10.0	-11.0	3.25	3.17	3.10	3.02	2.94
-5.0	-7.0	3.48	3.39	3.31	3.23	3.15
0.0	-2.0	3.78	3.69	3.60	3.51	3.42
5.0	3.0	3.78	3.69	3.60	3.51	3.42
7.0	6.0	3.78	3.69	3.60	3.51	3.42
10.0	8.0	3.78	3.69	3.60	3.51	3.42
15.0	10.0	3.78	3.69	3.60	3.51	3.42
20.0	15.0	3.78	3.69	3.60	3.51	3.42
24.0	18.0	3.78	3.69	3.60	3.51	3.42

Model: ARXG12KLLAP

Outdoor temperature		Indoor temperature (°CDB)				
		16.0	18.0	20.0	22.0	24.0
(°CDB)	(°CWB)	TC	TC	TC	TC	TC
-15.0	-16.0	3.83	3.74	3.65	3.56	3.47
-10.0	-11.0	4.33	4.23	4.13	4.02	3.92
-5.0	-7.0	4.64	4.53	4.42	4.31	4.20
0.0	-2.0	5.04	4.92	4.80	4.68	4.56
5.0	3.0	5.04	4.92	4.80	4.68	4.56
7.0	6.0	5.04	4.92	4.80	4.68	4.56
10.0	8.0	5.04	4.92	4.80	4.68	4.56
15.0	10.0	5.04	4.92	4.80	4.68	4.56
20.0	15.0	5.04	4.92	4.80	4.68	4.56
24.0	18.0	5.04	4.92	4.80	4.68	4.56

Model: ARXG14KLLAP

Outdoor temperature		Indoor temperature (°CDB)				
		16.0	18.0	20.0	22.0	24.0
(°CDB)	(°CWB)	TC	TC	TC	TC	TC
-15.0	-16.0	4.25	4.15	4.05	3.95	3.85
-10.0	-11.0	4.81	4.70	4.58	4.47	4.35
-5.0	-7.0	5.15	5.03	4.90	4.78	4.66
0.0	-2.0	5.60	5.46	5.33	5.20	5.06
5.0	3.0	5.60	5.46	5.33	5.20	5.06
7.0	6.0	5.60	5.46	5.33	5.20	5.06
10.0	8.0	5.60	5.46	5.33	5.20	5.06
15.0	10.0	5.60	5.46	5.33	5.20	5.06
20.0	15.0	5.60	5.46	5.33	5.20	5.06
24.0	18.0	5.60	5.46	5.33	5.20	5.06

NOTES:

- TC: Total Capacity (kW)
- Values mentioned in the table are based on the following conditions:
 - Pipe length: 5 m, Height difference: 0 m (Outdoor unit—Indoor unit)

● Medium static pressure duct type

Model: ARXH12KMTAP

Outdoor temperature		Indoor temperature (°CDB)				
		16.0	18.0	20.0	22.0	24.0
(°CDB)	(°CWB)	TC	TC	TC	TC	TC
-15.0	-16.0	3.83	3.74	3.65	3.56	3.47
-10.0	-11.0	4.33	4.23	4.13	4.02	3.92
-5.0	-7.0	4.64	4.53	4.42	4.31	4.20
0.0	-2.0	5.04	4.92	4.80	4.68	4.56
5.0	3.0	5.04	4.92	4.80	4.68	4.56
7.0	6.0	5.04	4.92	4.80	4.68	4.56
10.0	8.0	5.04	4.92	4.80	4.68	4.56
15.0	10.0	5.04	4.92	4.80	4.68	4.56
20.0	15.0	5.04	4.92	4.80	4.68	4.56
24.0	18.0	5.04	4.92	4.80	4.68	4.56

Model: ARXH14KMTAP

Outdoor temperature		Indoor temperature (°CDB)				
		16.0	18.0	20.0	22.0	24.0
(°CDB)	(°CWB)	TC	TC	TC	TC	TC
-15.0	-16.0	4.25	4.15	4.05	3.95	3.85
-10.0	-11.0	4.81	4.70	4.58	4.47	4.35
-5.0	-7.0	5.15	5.03	4.90	4.78	4.66
0.0	-2.0	5.60	5.46	5.33	5.20	5.06
5.0	3.0	5.60	5.46	5.33	5.20	5.06
7.0	6.0	5.60	5.46	5.33	5.20	5.06
10.0	8.0	5.60	5.46	5.33	5.20	5.06
15.0	10.0	5.60	5.46	5.33	5.20	5.06
20.0	15.0	5.60	5.46	5.33	5.20	5.06
24.0	18.0	5.60	5.46	5.33	5.20	5.06

NOTES:

- TC: Total Capacity (kW), SHC: Sensible Heat Capacity (kW).
- Values mentioned in the table are based on the following conditions:
 - Pipe length: 5 m, Height difference: 0 m (Outdoor unit—Indoor unit)

● Wall mounted type

Model: ASHG07KMTB

Outdoor temperature		Indoor temperature (°CDB)				
		16.0	18.0	20.0	22.0	24.0
(°CDB)	(°CWB)	TC	TC	TC	TC	TC
-15.0	-16.0	2.23	2.18	2.13	2.07	2.02
-10.0	-11.0	2.53	2.47	2.41	2.35	2.29
-5.0	-7.0	2.70	2.64	2.58	2.51	2.45
0.0	-2.0	2.94	2.87	2.80	2.73	2.66
5.0	3.0	2.94	2.87	2.80	2.73	2.66
7.0	6.0	2.94	2.87	2.80	2.73	2.66
10.0	8.0	2.94	2.87	2.80	2.73	2.66
15.0	10.0	2.94	2.87	2.80	2.73	2.66
20.0	15.0	2.94	2.87	2.80	2.73	2.66
24.0	18.0	2.94	2.87	2.80	2.73	2.66

Model: ASHG09KMTB

Outdoor temperature		Indoor temperature (°CDB)				
		16.0	18.0	20.0	22.0	24.0
(°CDB)	(°CWB)	TC	TC	TC	TC	TC
-15.0	-16.0	2.87	2.80	2.74	2.67	2.60
-10.0	-11.0	3.25	3.17	3.10	3.02	2.94
-5.0	-7.0	3.48	3.39	3.31	3.23	3.15
0.0	-2.0	3.78	3.69	3.60	3.51	3.42
5.0	3.0	3.78	3.69	3.60	3.51	3.42
7.0	6.0	3.78	3.69	3.60	3.51	3.42
10.0	8.0	3.78	3.69	3.60	3.51	3.42
15.0	10.0	3.78	3.69	3.60	3.51	3.42
20.0	15.0	3.78	3.69	3.60	3.51	3.42
24.0	18.0	3.78	3.69	3.60	3.51	3.42

Model: ASHG12KMTB

Outdoor temperature		Indoor temperature (°CDB)				
		16.0	18.0	20.0	22.0	24.0
(°CDB)	(°CWB)	TC	TC	TC	TC	TC
-15.0	-16.0	3.83	3.74	3.65	3.56	3.47
-10.0	-11.0	4.33	4.23	4.13	4.02	3.92
-5.0	-7.0	4.64	4.53	4.42	4.31	4.20
0.0	-2.0	5.04	4.92	4.80	4.68	4.56
5.0	3.0	5.04	4.92	4.80	4.68	4.56
7.0	6.0	5.04	4.92	4.80	4.68	4.56
10.0	8.0	5.04	4.92	4.80	4.68	4.56
15.0	10.0	5.04	4.92	4.80	4.68	4.56
20.0	15.0	5.04	4.92	4.80	4.68	4.56
24.0	18.0	5.04	4.92	4.80	4.68	4.56

Model: ASHG14KMTB

Outdoor temperature		Indoor temperature (°CDB)				
		16.0	18.0	20.0	22.0	24.0
(°CDB)	(°CWB)	TC	TC	TC	TC	TC
-15.0	-16.0	4.25	4.15	4.05	3.95	3.85
-10.0	-11.0	4.81	4.70	4.58	4.47	4.35
-5.0	-7.0	5.15	5.03	4.90	4.78	4.66
0.0	-2.0	5.60	5.46	5.33	5.20	5.06
5.0	3.0	5.60	5.46	5.33	5.20	5.06
7.0	6.0	5.60	5.46	5.33	5.20	5.06
10.0	8.0	5.60	5.46	5.33	5.20	5.06
15.0	10.0	5.60	5.46	5.33	5.20	5.06
20.0	15.0	5.60	5.46	5.33	5.20	5.06
24.0	18.0	5.60	5.46	5.33	5.20	5.06

Model: ASHG07KMCC

Outdoor temperature		Indoor temperature (°CDB)				
		16.0	18.0	20.0	22.0	24.0
(°CDB)	(°CWB)	TC	TC	TC	TC	TC
-15.0	-16.0	2.23	2.18	2.13	2.07	2.02
-10.0	-11.0	2.53	2.47	2.41	2.35	2.29
-5.0	-7.0	2.70	2.64	2.58	2.51	2.45
0.0	-2.0	2.94	2.87	2.80	2.73	2.66
5.0	3.0	2.94	2.87	2.80	2.73	2.66
7.0	6.0	2.94	2.87	2.80	2.73	2.66
10.0	8.0	2.94	2.87	2.80	2.73	2.66
15.0	10.0	2.94	2.87	2.80	2.73	2.66
20.0	15.0	2.94	2.87	2.80	2.73	2.66
24.0	18.0	2.94	2.87	2.80	2.73	2.66

Model: ASHG09KMCC

Outdoor temperature		Indoor temperature (°CDB)				
		16.0	18.0	20.0	22.0	24.0
(°CDB)	(°CWB)	TC	TC	TC	TC	TC
-15.0	-16.0	2.87	2.80	2.74	2.67	2.60
-10.0	-11.0	3.25	3.17	3.10	3.02	2.94
-5.0	-7.0	3.48	3.39	3.31	3.23	3.15
0.0	-2.0	3.78	3.69	3.60	3.51	3.42
5.0	3.0	3.78	3.69	3.60	3.51	3.42
7.0	6.0	3.78	3.69	3.60	3.51	3.42
10.0	8.0	3.78	3.69	3.60	3.51	3.42
15.0	10.0	3.78	3.69	3.60	3.51	3.42
20.0	15.0	3.78	3.69	3.60	3.51	3.42
24.0	18.0	3.78	3.69	3.60	3.51	3.42

Model: ASHG12KMCC

Outdoor temperature		Indoor temperature (°CDB)				
		16.0	18.0	20.0	22.0	24.0
(°CDB)	(°CWB)	TC	TC	TC	TC	TC
-15.0	-16.0	3.83	3.74	3.65	3.56	3.47
-10.0	-11.0	4.33	4.23	4.13	4.02	3.92
-5.0	-7.0	4.64	4.53	4.42	4.31	4.20
0.0	-2.0	5.04	4.92	4.80	4.68	4.56
5.0	3.0	5.04	4.92	4.80	4.68	4.56
7.0	6.0	5.04	4.92	4.80	4.68	4.56
10.0	8.0	5.04	4.92	4.80	4.68	4.56
15.0	10.0	5.04	4.92	4.80	4.68	4.56
20.0	15.0	5.04	4.92	4.80	4.68	4.56
24.0	18.0	5.04	4.92	4.80	4.68	4.56

Model: ASHG14KMCC

Outdoor temperature		Indoor temperature (°CDB)				
		16.0	18.0	20.0	22.0	24.0
(°CDB)	(°CWB)	TC	TC	TC	TC	TC
-15.0	-16.0	4.25	4.15	4.05	3.95	3.85
-10.0	-11.0	4.81	4.70	4.58	4.47	4.35
-5.0	-7.0	5.15	5.03	4.90	4.78	4.66
0.0	-2.0	5.60	5.46	5.33	5.20	5.06
5.0	3.0	5.60	5.46	5.33	5.20	5.06
7.0	6.0	5.60	5.46	5.33	5.20	5.06
10.0	8.0	5.60	5.46	5.33	5.20	5.06
15.0	10.0	5.60	5.46	5.33	5.20	5.06
20.0	15.0	5.60	5.46	5.33	5.20	5.06
24.0	18.0	5.60	5.46	5.33	5.20	5.06

OUTDOOR UNIT
AOHG18-24KBT A3OUTDOOR UNIT
AOHG18-24KBT A3

Model: ASHG07KMCE

Outdoor temperature		Indoor temperature (°CDB)				
		16.0	18.0	20.0	22.0	24.0
(°CDB)	(°CWB)	TC	TC	TC	TC	TC
-15.0	-16.0	2.23	2.18	2.13	2.07	2.02
-10.0	-11.0	2.53	2.47	2.41	2.35	2.29
-5.0	-7.0	2.70	2.64	2.58	2.51	2.45
0.0	-2.0	2.94	2.87	2.80	2.73	2.66
5.0	3.0	2.94	2.87	2.80	2.73	2.66
7.0	6.0	2.94	2.87	2.80	2.73	2.66
10.0	8.0	2.94	2.87	2.80	2.73	2.66
15.0	10.0	2.94	2.87	2.80	2.73	2.66
20.0	15.0	2.94	2.87	2.80	2.73	2.66
24.0	18.0	2.94	2.87	2.80	2.73	2.66

Model: ASHG09KMCE

Outdoor temperature		Indoor temperature (°CDB)				
		16.0	18.0	20.0	22.0	24.0
(°CDB)	(°CWB)	TC	TC	TC	TC	TC
-15.0	-16.0	2.87	2.80	2.74	2.67	2.60
-10.0	-11.0	3.25	3.17	3.10	3.02	2.94
-5.0	-7.0	3.48	3.39	3.31	3.23	3.15
0.0	-2.0	3.78	3.69	3.60	3.51	3.42
5.0	3.0	3.78	3.69	3.60	3.51	3.42
7.0	6.0	3.78	3.69	3.60	3.51	3.42
10.0	8.0	3.78	3.69	3.60	3.51	3.42
15.0	10.0	3.78	3.69	3.60	3.51	3.42
20.0	15.0	3.78	3.69	3.60	3.51	3.42
24.0	18.0	3.78	3.69	3.60	3.51	3.42

Model: ASHG12KMCE

Outdoor temperature		Indoor temperature (°CDB)				
		16.0	18.0	20.0	22.0	24.0
(°CDB)	(°CWB)	TC	TC	TC	TC	TC
-15.0	-16.0	3.83	3.74	3.65	3.56	3.47
-10.0	-11.0	4.33	4.23	4.13	4.02	3.92
-5.0	-7.0	4.64	4.53	4.42	4.31	4.20
0.0	-2.0	5.04	4.92	4.80	4.68	4.56
5.0	3.0	5.04	4.92	4.80	4.68	4.56
7.0	6.0	5.04	4.92	4.80	4.68	4.56
10.0	8.0	5.04	4.92	4.80	4.68	4.56
15.0	10.0	5.04	4.92	4.80	4.68	4.56
20.0	15.0	5.04	4.92	4.80	4.68	4.56
24.0	18.0	5.04	4.92	4.80	4.68	4.56

Model: ASHG14KMCE

Outdoor temperature		Indoor temperature (°CDB)				
		16.0	18.0	20.0	22.0	24.0
(°CDB)	(°CWB)	TC	TC	TC	TC	TC
-15.0	-16.0	4.25	4.15	4.05	3.95	3.85
-10.0	-11.0	4.81	4.70	4.58	4.47	4.35
-5.0	-7.0	5.15	5.03	4.90	4.78	4.66
0.0	-2.0	5.60	5.46	5.33	5.20	5.06
5.0	3.0	5.60	5.46	5.33	5.20	5.06
7.0	6.0	5.60	5.46	5.33	5.20	5.06
10.0	8.0	5.60	5.46	5.33	5.20	5.06
15.0	10.0	5.60	5.46	5.33	5.20	5.06
20.0	15.0	5.60	5.46	5.33	5.20	5.06
24.0	18.0	5.60	5.46	5.33	5.20	5.06

OUTDOOR UNIT
AOHG18-24KBT A3OUTDOOR UNIT
AOHG18-24KBT A3

Model: ASHG07KMCF

Outdoor temperature		Indoor temperature (°CDB)				
		16.0	18.0	20.0	22.0	24.0
(°CDB)	(°CWB)	TC	TC	TC	TC	TC
-15.0	-16.0	2.23	2.18	2.13	2.07	2.02
-10.0	-11.0	2.53	2.47	2.41	2.35	2.29
-5.0	-7.0	2.70	2.64	2.58	2.51	2.45
0.0	-2.0	2.94	2.87	2.80	2.73	2.66
5.0	3.0	2.94	2.87	2.80	2.73	2.66
7.0	6.0	2.94	2.87	2.80	2.73	2.66
10.0	8.0	2.94	2.87	2.80	2.73	2.66
15.0	10.0	2.94	2.87	2.80	2.73	2.66
20.0	15.0	2.94	2.87	2.80	2.73	2.66
24.0	18.0	2.94	2.87	2.80	2.73	2.66

Model: ASHG09KMCF

Outdoor temperature		Indoor temperature (°CDB)				
		16.0	18.0	20.0	22.0	24.0
(°CDB)	(°CWB)	TC	TC	TC	TC	TC
-15.0	-16.0	2.87	2.80	2.74	2.67	2.60
-10.0	-11.0	3.25	3.17	3.10	3.02	2.94
-5.0	-7.0	3.48	3.39	3.31	3.23	3.15
0.0	-2.0	3.78	3.69	3.60	3.51	3.42
5.0	3.0	3.78	3.69	3.60	3.51	3.42
7.0	6.0	3.78	3.69	3.60	3.51	3.42
10.0	8.0	3.78	3.69	3.60	3.51	3.42
15.0	10.0	3.78	3.69	3.60	3.51	3.42
20.0	15.0	3.78	3.69	3.60	3.51	3.42
24.0	18.0	3.78	3.69	3.60	3.51	3.42

Model: ASHG12KMCF

Outdoor temperature		Indoor temperature (°CDB)				
		16.0	18.0	20.0	22.0	24.0
(°CDB)	(°CWB)	TC	TC	TC	TC	TC
-15.0	-16.0	3.83	3.74	3.65	3.56	3.47
-10.0	-11.0	4.33	4.23	4.13	4.02	3.92
-5.0	-7.0	4.64	4.53	4.42	4.31	4.20
0.0	-2.0	5.04	4.92	4.80	4.68	4.56
5.0	3.0	5.04	4.92	4.80	4.68	4.56
7.0	6.0	5.04	4.92	4.80	4.68	4.56
10.0	8.0	5.04	4.92	4.80	4.68	4.56
15.0	10.0	5.04	4.92	4.80	4.68	4.56
20.0	15.0	5.04	4.92	4.80	4.68	4.56
24.0	18.0	5.04	4.92	4.80	4.68	4.56

Model: ASHG14KMCF

Outdoor temperature		Indoor temperature (°CDB)				
		16.0	18.0	20.0	22.0	24.0
(°CDB)	(°CWB)	TC	TC	TC	TC	TC
-15.0	-16.0	4.25	4.15	4.05	3.95	3.85
-10.0	-11.0	4.81	4.70	4.58	4.47	4.35
-5.0	-7.0	5.15	5.03	4.90	4.78	4.66
0.0	-2.0	5.60	5.46	5.33	5.20	5.06
5.0	3.0	5.60	5.46	5.33	5.20	5.06
7.0	6.0	5.60	5.46	5.33	5.20	5.06
10.0	8.0	5.60	5.46	5.33	5.20	5.06
15.0	10.0	5.60	5.46	5.33	5.20	5.06
20.0	15.0	5.60	5.46	5.33	5.20	5.06
24.0	18.0	5.60	5.46	5.33	5.20	5.06

OUTDOOR UNIT
AOHG18-24KBT A3OUTDOOR UNIT
AOHG18-24KBT A3

Model: ASHH07KMCG, ASHH07KMCG-B

Outdoor temperature		Indoor temperature (°CDB)				
		16.0	18.0	20.0	22.0	24.0
(°CDB)	(°CWB)	TC	TC	TC	TC	TC
-15.0	-16.0	1.54	1.50	1.46	1.43	1.39
-10.0	-11.0	1.91	1.87	1.82	1.78	1.73
-5.0	-7.0	2.27	2.22	2.17	2.11	2.06
0.0	-2.0	2.68	2.61	2.55	2.48	2.42
5.0	3.0	2.94	2.87	2.80	2.73	2.66
7.0	6.0	2.94	2.87	2.80	2.73	2.66
10.0	8.0	2.94	2.87	2.80	2.73	2.66
15.0	10.0	2.94	2.87	2.80	2.73	2.66
20.0	15.0	2.94	2.87	2.80	2.73	2.66
24.0	18.0	2.94	2.87	2.80	2.73	2.66

Model: ASHH09KMCG, ASHH09KMCG-B

Outdoor temperature		Indoor temperature (°CDB)				
		16.0	18.0	20.0	22.0	24.0
(°CDB)	(°CWB)	TC	TC	TC	TC	TC
-15.0	-16.0	1.97	1.93	1.88	1.83	1.79
-10.0	-11.0	2.46	2.40	2.34	2.28	2.22
-5.0	-7.0	2.92	2.86	2.79	2.72	2.65
0.0	-2.0	3.44	3.36	3.28	3.19	3.11
5.0	3.0	3.78	3.69	3.60	3.51	3.42
7.0	6.0	3.78	3.69	3.60	3.51	3.42
10.0	8.0	3.78	3.69	3.60	3.51	3.42
15.0	10.0	3.78	3.69	3.60	3.51	3.42
20.0	15.0	3.78	3.69	3.60	3.51	3.42
24.0	18.0	3.78	3.69	3.60	3.51	3.42

Model: ASHH12KMCG, ASHH12KMCG-B

Outdoor temperature		Indoor temperature (°CDB)				
		16.0	18.0	20.0	22.0	24.0
(°CDB)	(°CWB)	TC	TC	TC	TC	TC
-15.0	-16.0	2.63	2.57	2.51	2.44	2.38
-10.0	-11.0	3.28	3.20	3.12	3.04	2.97
-5.0	-7.0	3.90	3.81	3.71	3.62	3.53
0.0	-2.0	4.59	4.48	4.37	4.26	4.15
5.0	3.0	5.04	4.92	4.80	4.68	4.56
7.0	6.0	5.04	4.92	4.80	4.68	4.56
10.0	8.0	5.04	4.92	4.80	4.68	4.56
15.0	10.0	5.04	4.92	4.80	4.68	4.56
20.0	15.0	5.04	4.92	4.80	4.68	4.56
24.0	18.0	5.04	4.92	4.80	4.68	4.56

Model: ASHH14KMCG, ASHH14KMCG-B

Outdoor temperature		Indoor temperature (°CDB)				
		16.0	18.0	20.0	22.0	24.0
(°CDB)	(°CWB)	TC	TC	TC	TC	TC
-15.0	-16.0	3.07	3.00	2.93	2.85	2.78
-10.0	-11.0	3.82	3.73	3.64	3.55	3.46
-5.0	-7.0	4.55	4.44	4.33	4.22	4.12
0.0	-2.0	5.35	5.22	5.10	4.97	4.84
5.0	3.0	5.88	5.74	5.60	5.46	5.32
7.0	6.0	5.88	5.74	5.60	5.46	5.32
10.0	8.0	5.88	5.74	5.60	5.46	5.32
15.0	10.0	5.88	5.74	5.60	5.46	5.32
20.0	15.0	5.88	5.74	5.60	5.46	5.32
24.0	18.0	5.88	5.74	5.60	5.46	5.32

OUTDOOR UNIT
AOHG18-24KBT A3OUTDOOR UNIT
AOHG18-24KBT A3

Model: ASHH07KMCH, ASHH07KMCH-B

Outdoor temperature		Indoor temperature (°CDB)				
		16.0	18.0	20.0	22.0	24.0
(°CDB)	(°CWB)	TC	TC	TC	TC	TC
-15.0	-16.0	1.54	1.50	1.46	1.43	1.39
-10.0	-11.0	1.91	1.87	1.82	1.78	1.73
-5.0	-7.0	2.27	2.22	2.17	2.11	2.06
0.0	-2.0	2.68	2.61	2.55	2.48	2.42
5.0	3.0	2.94	2.87	2.80	2.73	2.66
7.0	6.0	2.94	2.87	2.80	2.73	2.66
10.0	8.0	2.94	2.87	2.80	2.73	2.66
15.0	10.0	2.94	2.87	2.80	2.73	2.66
20.0	15.0	2.94	2.87	2.80	2.73	2.66
24.0	18.0	2.94	2.87	2.80	2.73	2.66

Model: ASHH09KMCH, ASHH09KMCH-B

Outdoor temperature		Indoor temperature (°CDB)				
		16.0	18.0	20.0	22.0	24.0
(°CDB)	(°CWB)	TC	TC	TC	TC	TC
-15.0	-16.0	1.97	1.93	1.88	1.83	1.79
-10.0	-11.0	2.46	2.40	2.34	2.28	2.22
-5.0	-7.0	2.92	2.86	2.79	2.72	2.65
0.0	-2.0	3.44	3.36	3.28	3.19	3.11
5.0	3.0	3.78	3.69	3.60	3.51	3.42
7.0	6.0	3.78	3.69	3.60	3.51	3.42
10.0	8.0	3.78	3.69	3.60	3.51	3.42
15.0	10.0	3.78	3.69	3.60	3.51	3.42
20.0	15.0	3.78	3.69	3.60	3.51	3.42
24.0	18.0	3.78	3.69	3.60	3.51	3.42

Model: ASHH12KMCH, ASHH12KMCH-B

Outdoor temperature		Indoor temperature (°CDB)				
		16.0	18.0	20.0	22.0	24.0
(°CDB)	(°CWB)	TC	TC	TC	TC	TC
-15.0	-16.0	2.63	2.57	2.51	2.44	2.38
-10.0	-11.0	3.28	3.20	3.12	3.04	2.97
-5.0	-7.0	3.90	3.81	3.71	3.62	3.53
0.0	-2.0	4.59	4.48	4.37	4.26	4.15
5.0	3.0	5.04	4.92	4.80	4.68	4.56
7.0	6.0	5.04	4.92	4.80	4.68	4.56
10.0	8.0	5.04	4.92	4.80	4.68	4.56
15.0	10.0	5.04	4.92	4.80	4.68	4.56
20.0	15.0	5.04	4.92	4.80	4.68	4.56
24.0	18.0	5.04	4.92	4.80	4.68	4.56

Model: ASHH14KMCH, ASHH14KMCH-B

Outdoor temperature		Indoor temperature (°CDB)				
		16.0	18.0	20.0	22.0	24.0
(°CDB)	(°CWB)	TC	TC	TC	TC	TC
-15.0	-16.0	3.07	3.00	2.93	2.85	2.78
-10.0	-11.0	3.82	3.73	3.64	3.55	3.46
-5.0	-7.0	4.55	4.44	4.33	4.22	4.12
0.0	-2.0	5.35	5.22	5.10	4.97	4.84
5.0	3.0	5.88	5.74	5.60	5.46	5.32
7.0	6.0	5.88	5.74	5.60	5.46	5.32
10.0	8.0	5.88	5.74	5.60	5.46	5.32
15.0	10.0	5.88	5.74	5.60	5.46	5.32
20.0	15.0	5.88	5.74	5.60	5.46	5.32
24.0	18.0	5.88	5.74	5.60	5.46	5.32

OUTDOOR UNIT
AOHG18-24KBT A3OUTDOOR UNIT
AOHG18-24KBT A3

Model: ASHG07KETA, ASHG07KETA-B

Outdoor temperature		Indoor temperature (°CDB)				
		16.0	18.0	20.0	22.0	24.0
(°CDB)	(°CWB)	TC	TC	TC	TC	TC
-15.0	-16.0	2.23	2.18	2.13	2.07	2.02
-10.0	-11.0	2.53	2.47	2.41	2.35	2.29
-5.0	-7.0	2.70	2.64	2.58	2.51	2.45
0.0	-2.0	2.94	2.87	2.80	2.73	2.66
5.0	3.0	2.94	2.87	2.80	2.73	2.66
7.0	6.0	2.94	2.87	2.80	2.73	2.66
10.0	8.0	2.94	2.87	2.80	2.73	2.66
15.0	10.0	2.94	2.87	2.80	2.73	2.66
20.0	15.0	2.94	2.87	2.80	2.73	2.66
24.0	18.0	2.94	2.87	2.80	2.73	2.66

Model: ASHG09KETA, ASHG09KETA-B

Outdoor temperature		Indoor temperature (°CDB)				
		16.0	18.0	20.0	22.0	24.0
(°CDB)	(°CWB)	TC	TC	TC	TC	TC
-15.0	-16.0	2.87	2.80	2.74	2.67	2.60
-10.0	-11.0	3.25	3.17	3.10	3.02	2.94
-5.0	-7.0	3.48	3.39	3.31	3.23	3.15
0.0	-2.0	3.78	3.69	3.60	3.51	3.42
5.0	3.0	3.78	3.69	3.60	3.51	3.42
7.0	6.0	3.78	3.69	3.60	3.51	3.42
10.0	8.0	3.78	3.69	3.60	3.51	3.42
15.0	10.0	3.78	3.69	3.60	3.51	3.42
20.0	15.0	3.78	3.69	3.60	3.51	3.42
24.0	18.0	3.78	3.69	3.60	3.51	3.42

Model: ASHG12KETA, ASHG12KETA-B

Outdoor temperature		Indoor temperature (°CDB)				
		16.0	18.0	20.0	22.0	24.0
(°CDB)	(°CWB)	TC	TC	TC	TC	TC
-15.0	-16.0	3.83	3.74	3.65	3.56	3.47
-10.0	-11.0	4.33	4.23	4.13	4.02	3.92
-5.0	-7.0	4.64	4.53	4.42	4.31	4.20
0.0	-2.0	5.04	4.92	4.80	4.68	4.56
5.0	3.0	5.04	4.92	4.80	4.68	4.56
7.0	6.0	5.04	4.92	4.80	4.68	4.56
10.0	8.0	5.04	4.92	4.80	4.68	4.56
15.0	10.0	5.04	4.92	4.80	4.68	4.56
20.0	15.0	5.04	4.92	4.80	4.68	4.56
24.0	18.0	5.04	4.92	4.80	4.68	4.56

Model: ASHG14KETA, ASHG14KETA-B

Outdoor temperature		Indoor temperature (°CDB)				
		16.0	18.0	20.0	22.0	24.0
(°CDB)	(°CWB)	TC	TC	TC	TC	TC
-15.0	-16.0	4.25	4.15	4.05	3.95	3.85
-10.0	-11.0	4.81	4.70	4.58	4.47	4.35
-5.0	-7.0	5.15	5.03	4.90	4.78	4.66
0.0	-2.0	5.60	5.46	5.33	5.20	5.06
5.0	3.0	5.60	5.46	5.33	5.20	5.06
7.0	6.0	5.60	5.46	5.33	5.20	5.06
10.0	8.0	5.60	5.46	5.33	5.20	5.06
15.0	10.0	5.60	5.46	5.33	5.20	5.06
20.0	15.0	5.60	5.46	5.33	5.20	5.06
24.0	18.0	5.60	5.46	5.33	5.20	5.06

OUTDOOR UNIT
AOHG18-24KBT A3OUTDOOR UNIT
AOHG18-24KBT A3

Model: ASHG07KETE, ASHG07KETE-B

Outdoor temperature		Indoor temperature (°CDB)				
		16.0	18.0	20.0	22.0	24.0
(°CDB)	(°CWB)	TC	TC	TC	TC	TC
-15.0	-16.0	2.23	2.18	2.13	2.07	2.02
-10.0	-11.0	2.53	2.47	2.41	2.35	2.29
-5.0	-7.0	2.70	2.64	2.58	2.51	2.45
0.0	-2.0	2.94	2.87	2.80	2.73	2.66
5.0	3.0	2.94	2.87	2.80	2.73	2.66
7.0	6.0	2.94	2.87	2.80	2.73	2.66
10.0	8.0	2.94	2.87	2.80	2.73	2.66
15.0	10.0	2.94	2.87	2.80	2.73	2.66
20.0	15.0	2.94	2.87	2.80	2.73	2.66
24.0	18.0	2.94	2.87	2.80	2.73	2.66

Model: ASHG09KETE, ASHG09KETE-B

Outdoor temperature		Indoor temperature (°CDB)				
		16.0	18.0	20.0	22.0	24.0
(°CDB)	(°CWB)	TC	TC	TC	TC	TC
-15.0	-16.0	2.87	2.80	2.74	2.67	2.60
-10.0	-11.0	3.25	3.17	3.10	3.02	2.94
-5.0	-7.0	3.48	3.39	3.31	3.23	3.15
0.0	-2.0	3.78	3.69	3.60	3.51	3.42
5.0	3.0	3.78	3.69	3.60	3.51	3.42
7.0	6.0	3.78	3.69	3.60	3.51	3.42
10.0	8.0	3.78	3.69	3.60	3.51	3.42
15.0	10.0	3.78	3.69	3.60	3.51	3.42
20.0	15.0	3.78	3.69	3.60	3.51	3.42
24.0	18.0	3.78	3.69	3.60	3.51	3.42

Model: ASHG12KETE, ASHG12KETE-B

Outdoor temperature		Indoor temperature (°CDB)				
		16.0	18.0	20.0	22.0	24.0
(°CDB)	(°CWB)	TC	TC	TC	TC	TC
-15.0	-16.0	3.83	3.74	3.65	3.56	3.47
-10.0	-11.0	4.33	4.23	4.13	4.02	3.92
-5.0	-7.0	4.64	4.53	4.42	4.31	4.20
0.0	-2.0	5.04	4.92	4.80	4.68	4.56
5.0	3.0	5.04	4.92	4.80	4.68	4.56
7.0	6.0	5.04	4.92	4.80	4.68	4.56
10.0	8.0	5.04	4.92	4.80	4.68	4.56
15.0	10.0	5.04	4.92	4.80	4.68	4.56
20.0	15.0	5.04	4.92	4.80	4.68	4.56
24.0	18.0	5.04	4.92	4.80	4.68	4.56

Model: ASHG14KETE, ASHG14KETE-B

Outdoor temperature		Indoor temperature (°CDB)				
		16.0	18.0	20.0	22.0	24.0
(°CDB)	(°CWB)	TC	TC	TC	TC	TC
-15.0	-16.0	4.25	4.15	4.05	3.95	3.85
-10.0	-11.0	4.81	4.70	4.58	4.47	4.35
-5.0	-7.0	5.15	5.03	4.90	4.78	4.66
0.0	-2.0	5.60	5.46	5.33	5.20	5.06
5.0	3.0	5.60	5.46	5.33	5.20	5.06
7.0	6.0	5.60	5.46	5.33	5.20	5.06
10.0	8.0	5.60	5.46	5.33	5.20	5.06
15.0	10.0	5.60	5.46	5.33	5.20	5.06
20.0	15.0	5.60	5.46	5.33	5.20	5.06
24.0	18.0	5.60	5.46	5.33	5.20	5.06

OUTDOOR UNIT
AOHG18-24KBT A3OUTDOOR UNIT
AOHG18-24KBT A3

Model: ASHG07KETF, ASHG07KETF-B

Outdoor temperature		Indoor temperature (°CDB)				
		16.0	18.0	20.0	22.0	24.0
(°CDB)	(°CWB)	TC	TC	TC	TC	TC
-15.0	-16.0	2.23	2.18	2.13	2.07	2.02
-10.0	-11.0	2.53	2.47	2.41	2.35	2.29
-5.0	-7.0	2.70	2.64	2.58	2.51	2.45
0.0	-2.0	2.94	2.87	2.80	2.73	2.66
5.0	3.0	2.94	2.87	2.80	2.73	2.66
7.0	6.0	2.94	2.87	2.80	2.73	2.66
10.0	8.0	2.94	2.87	2.80	2.73	2.66
15.0	10.0	2.94	2.87	2.80	2.73	2.66
20.0	15.0	2.94	2.87	2.80	2.73	2.66
24.0	18.0	2.94	2.87	2.80	2.73	2.66

Model: ASHG09KETF, ASHG09KETF-B

Outdoor temperature		Indoor temperature (°CDB)				
		16.0	18.0	20.0	22.0	24.0
(°CDB)	(°CWB)	TC	TC	TC	TC	TC
-15.0	-16.0	2.87	2.80	2.74	2.67	2.60
-10.0	-11.0	3.25	3.17	3.10	3.02	2.94
-5.0	-7.0	3.48	3.39	3.31	3.23	3.15
0.0	-2.0	3.78	3.69	3.60	3.51	3.42
5.0	3.0	3.78	3.69	3.60	3.51	3.42
7.0	6.0	3.78	3.69	3.60	3.51	3.42
10.0	8.0	3.78	3.69	3.60	3.51	3.42
15.0	10.0	3.78	3.69	3.60	3.51	3.42
20.0	15.0	3.78	3.69	3.60	3.51	3.42
24.0	18.0	3.78	3.69	3.60	3.51	3.42

Model: ASHG12KETF, ASHG12KETF-B

Outdoor temperature		Indoor temperature (°CDB)				
		16.0	18.0	20.0	22.0	24.0
(°CDB)	(°CWB)	TC	TC	TC	TC	TC
-15.0	-16.0	3.83	3.74	3.65	3.56	3.47
-10.0	-11.0	4.33	4.23	4.13	4.02	3.92
-5.0	-7.0	4.64	4.53	4.42	4.31	4.20
0.0	-2.0	5.04	4.92	4.80	4.68	4.56
5.0	3.0	5.04	4.92	4.80	4.68	4.56
7.0	6.0	5.04	4.92	4.80	4.68	4.56
10.0	8.0	5.04	4.92	4.80	4.68	4.56
15.0	10.0	5.04	4.92	4.80	4.68	4.56
20.0	15.0	5.04	4.92	4.80	4.68	4.56
24.0	18.0	5.04	4.92	4.80	4.68	4.56

Model: ASHG14KETF, ASHG14KETF-B

Outdoor temperature		Indoor temperature (°CDB)				
		16.0	18.0	20.0	22.0	24.0
(°CDB)	(°CWB)	TC	TC	TC	TC	TC
-15.0	-16.0	4.25	4.15	4.05	3.95	3.85
-10.0	-11.0	4.81	4.70	4.58	4.47	4.35
-5.0	-7.0	5.15	5.03	4.90	4.78	4.66
0.0	-2.0	5.60	5.46	5.33	5.20	5.06
5.0	3.0	5.60	5.46	5.33	5.20	5.06
7.0	6.0	5.60	5.46	5.33	5.20	5.06
10.0	8.0	5.60	5.46	5.33	5.20	5.06
15.0	10.0	5.60	5.46	5.33	5.20	5.06
20.0	15.0	5.60	5.46	5.33	5.20	5.06
24.0	18.0	5.60	5.46	5.33	5.20	5.06

OUTDOOR UNIT
AOHG18-24KBT A3OUTDOOR UNIT
AOHG18-24KBT A3

Model: ASHG07KGTB

Outdoor temperature		Indoor temperature (°CDB)				
		16.0	18.0	20.0	22.0	24.0
(°CDB)	(°CWB)	TC	TC	TC	TC	TC
-15.0	-16.0	2.23	2.18	2.13	2.07	2.02
-10.0	-11.0	2.53	2.47	2.41	2.35	2.29
-5.0	-7.0	2.70	2.64	2.58	2.51	2.45
0.0	-2.0	2.94	2.87	2.80	2.73	2.66
5.0	3.0	2.94	2.87	2.80	2.73	2.66
7.0	6.0	2.94	2.87	2.80	2.73	2.66
10.0	8.0	2.94	2.87	2.80	2.73	2.66
15.0	10.0	2.94	2.87	2.80	2.73	2.66
20.0	15.0	2.94	2.87	2.80	2.73	2.66
24.0	18.0	2.94	2.87	2.80	2.73	2.66

Model: ASHG09KGTB

Outdoor temperature		Indoor temperature (°CDB)				
		16.0	18.0	20.0	22.0	24.0
(°CDB)	(°CWB)	TC	TC	TC	TC	TC
-15.0	-16.0	2.87	2.80	2.74	2.67	2.60
-10.0	-11.0	3.25	3.17	3.10	3.02	2.94
-5.0	-7.0	3.48	3.39	3.31	3.23	3.15
0.0	-2.0	3.78	3.69	3.60	3.51	3.42
5.0	3.0	3.78	3.69	3.60	3.51	3.42
7.0	6.0	3.78	3.69	3.60	3.51	3.42
10.0	8.0	3.78	3.69	3.60	3.51	3.42
15.0	10.0	3.78	3.69	3.60	3.51	3.42
20.0	15.0	3.78	3.69	3.60	3.51	3.42
24.0	18.0	3.78	3.69	3.60	3.51	3.42

Model: ASHG12KGTB

Outdoor temperature		Indoor temperature (°CDB)				
		16.0	18.0	20.0	22.0	24.0
(°CDB)	(°CWB)	TC	TC	TC	TC	TC
-15.0	-16.0	3.83	3.74	3.65	3.56	3.47
-10.0	-11.0	4.33	4.23	4.13	4.02	3.92
-5.0	-7.0	4.64	4.53	4.42	4.31	4.20
0.0	-2.0	5.04	4.92	4.80	4.68	4.56
5.0	3.0	5.04	4.92	4.80	4.68	4.56
7.0	6.0	5.04	4.92	4.80	4.68	4.56
10.0	8.0	5.04	4.92	4.80	4.68	4.56
15.0	10.0	5.04	4.92	4.80	4.68	4.56
20.0	15.0	5.04	4.92	4.80	4.68	4.56
24.0	18.0	5.04	4.92	4.80	4.68	4.56

Model: ASHG14KGTB

Outdoor temperature		Indoor temperature (°CDB)				
		16.0	18.0	20.0	22.0	24.0
(°CDB)	(°CWB)	TC	TC	TC	TC	TC
-15.0	-16.0	4.25	4.15	4.05	3.95	3.85
-10.0	-11.0	4.81	4.70	4.58	4.47	4.35
-5.0	-7.0	5.15	5.03	4.90	4.78	4.66
0.0	-2.0	5.60	5.46	5.33	5.20	5.06
5.0	3.0	5.60	5.46	5.33	5.20	5.06
7.0	6.0	5.60	5.46	5.33	5.20	5.06
10.0	8.0	5.60	5.46	5.33	5.20	5.06
15.0	10.0	5.60	5.46	5.33	5.20	5.06
20.0	15.0	5.60	5.46	5.33	5.20	5.06
24.0	18.0	5.60	5.46	5.33	5.20	5.06

OUTDOOR UNIT
AOHG18-24KBT A3OUTDOOR UNIT
AOHG18-24KBT A3

Model: ASHG07KGTE

Outdoor temperature		Indoor temperature (°CDB)				
		16.0	18.0	20.0	22.0	24.0
(°CDB)	(°CWB)	TC	TC	TC	TC	TC
-15.0	-16.0	2.23	2.18	2.13	2.07	2.02
-10.0	-11.0	2.53	2.47	2.41	2.35	2.29
-5.0	-7.0	2.70	2.64	2.58	2.51	2.45
0.0	-2.0	2.94	2.87	2.80	2.73	2.66
5.0	3.0	2.94	2.87	2.80	2.73	2.66
7.0	6.0	2.94	2.87	2.80	2.73	2.66
10.0	8.0	2.94	2.87	2.80	2.73	2.66
15.0	10.0	2.94	2.87	2.80	2.73	2.66
20.0	15.0	2.94	2.87	2.80	2.73	2.66
24.0	18.0	2.94	2.87	2.80	2.73	2.66

Model: ASHG09KGTE

Outdoor temperature		Indoor temperature (°CDB)				
		16.0	18.0	20.0	22.0	24.0
(°CDB)	(°CWB)	TC	TC	TC	TC	TC
-15.0	-16.0	2.87	2.80	2.74	2.67	2.60
-10.0	-11.0	3.25	3.17	3.10	3.02	2.94
-5.0	-7.0	3.48	3.39	3.31	3.23	3.15
0.0	-2.0	3.78	3.69	3.60	3.51	3.42
5.0	3.0	3.78	3.69	3.60	3.51	3.42
7.0	6.0	3.78	3.69	3.60	3.51	3.42
10.0	8.0	3.78	3.69	3.60	3.51	3.42
15.0	10.0	3.78	3.69	3.60	3.51	3.42
20.0	15.0	3.78	3.69	3.60	3.51	3.42
24.0	18.0	3.78	3.69	3.60	3.51	3.42

Model: ASHG12KGTE

Outdoor temperature		Indoor temperature (°CDB)				
		16.0	18.0	20.0	22.0	24.0
(°CDB)	(°CWB)	TC	TC	TC	TC	TC
-15.0	-16.0	3.83	3.74	3.65	3.56	3.47
-10.0	-11.0	4.33	4.23	4.13	4.02	3.92
-5.0	-7.0	4.64	4.53	4.42	4.31	4.20
0.0	-2.0	5.04	4.92	4.80	4.68	4.56
5.0	3.0	5.04	4.92	4.80	4.68	4.56
7.0	6.0	5.04	4.92	4.80	4.68	4.56
10.0	8.0	5.04	4.92	4.80	4.68	4.56
15.0	10.0	5.04	4.92	4.80	4.68	4.56
20.0	15.0	5.04	4.92	4.80	4.68	4.56
24.0	18.0	5.04	4.92	4.80	4.68	4.56

Model: ASHG14KGTE

Outdoor temperature		Indoor temperature (°CDB)				
		16.0	18.0	20.0	22.0	24.0
(°CDB)	(°CWB)	TC	TC	TC	TC	TC
-15.0	-16.0	4.25	4.15	4.05	3.95	3.85
-10.0	-11.0	4.81	4.70	4.58	4.47	4.35
-5.0	-7.0	5.15	5.03	4.90	4.78	4.66
0.0	-2.0	5.60	5.46	5.33	5.20	5.06
5.0	3.0	5.60	5.46	5.33	5.20	5.06
7.0	6.0	5.60	5.46	5.33	5.20	5.06
10.0	8.0	5.60	5.46	5.33	5.20	5.06
15.0	10.0	5.60	5.46	5.33	5.20	5.06
20.0	15.0	5.60	5.46	5.33	5.20	5.06
24.0	18.0	5.60	5.46	5.33	5.20	5.06

OUTDOOR UNIT
AOHG18-24KBT A3OUTDOOR UNIT
AOHG18-24KBT A3

Model: ASHG07KGTF

Outdoor temperature		Indoor temperature (°CDB)				
		16.0	18.0	20.0	22.0	24.0
(°CDB)	(°CWB)	TC	TC	TC	TC	TC
-15.0	-16.0	2.23	2.18	2.13	2.07	2.02
-10.0	-11.0	2.53	2.47	2.41	2.35	2.29
-5.0	-7.0	2.70	2.64	2.58	2.51	2.45
0.0	-2.0	2.94	2.87	2.80	2.73	2.66
5.0	3.0	2.94	2.87	2.80	2.73	2.66
7.0	6.0	2.94	2.87	2.80	2.73	2.66
10.0	8.0	2.94	2.87	2.80	2.73	2.66
15.0	10.0	2.94	2.87	2.80	2.73	2.66
20.0	15.0	2.94	2.87	2.80	2.73	2.66
24.0	18.0	2.94	2.87	2.80	2.73	2.66

Model: ASHG09KGTF

Outdoor temperature		Indoor temperature (°CDB)				
		16.0	18.0	20.0	22.0	24.0
(°CDB)	(°CWB)	TC	TC	TC	TC	TC
-15.0	-16.0	2.87	2.80	2.74	2.67	2.60
-10.0	-11.0	3.25	3.17	3.10	3.02	2.94
-5.0	-7.0	3.48	3.39	3.31	3.23	3.15
0.0	-2.0	3.78	3.69	3.60	3.51	3.42
5.0	3.0	3.78	3.69	3.60	3.51	3.42
7.0	6.0	3.78	3.69	3.60	3.51	3.42
10.0	8.0	3.78	3.69	3.60	3.51	3.42
15.0	10.0	3.78	3.69	3.60	3.51	3.42
20.0	15.0	3.78	3.69	3.60	3.51	3.42
24.0	18.0	3.78	3.69	3.60	3.51	3.42

Model: ASHG12KGTF

Outdoor temperature		Indoor temperature (°CDB)				
		16.0	18.0	20.0	22.0	24.0
(°CDB)	(°CWB)	TC	TC	TC	TC	TC
-15.0	-16.0	3.83	3.74	3.65	3.56	3.47
-10.0	-11.0	4.33	4.23	4.13	4.02	3.92
-5.0	-7.0	4.64	4.53	4.42	4.31	4.20
0.0	-2.0	5.04	4.92	4.80	4.68	4.56
5.0	3.0	5.04	4.92	4.80	4.68	4.56
7.0	6.0	5.04	4.92	4.80	4.68	4.56
10.0	8.0	5.04	4.92	4.80	4.68	4.56
15.0	10.0	5.04	4.92	4.80	4.68	4.56
20.0	15.0	5.04	4.92	4.80	4.68	4.56
24.0	18.0	5.04	4.92	4.80	4.68	4.56

Model: ASHG14KGTF

Outdoor temperature		Indoor temperature (°CDB)				
		16.0	18.0	20.0	22.0	24.0
(°CDB)	(°CWB)	TC	TC	TC	TC	TC
-15.0	-16.0	4.25	4.15	4.05	3.95	3.85
-10.0	-11.0	4.81	4.70	4.58	4.47	4.35
-5.0	-7.0	5.15	5.03	4.90	4.78	4.66
0.0	-2.0	5.60	5.46	5.33	5.20	5.06
5.0	3.0	5.60	5.46	5.33	5.20	5.06
7.0	6.0	5.60	5.46	5.33	5.20	5.06
10.0	8.0	5.60	5.46	5.33	5.20	5.06
15.0	10.0	5.60	5.46	5.33	5.20	5.06
20.0	15.0	5.60	5.46	5.33	5.20	5.06
24.0	18.0	5.60	5.46	5.33	5.20	5.06

OUTDOOR UNIT
AOHG18-24KBT A3OUTDOOR UNIT
AOHG18-24KBT A3

Model: ASHH07KGTG

Outdoor temperature		Indoor temperature (°CDB)				
		16.0	18.0	20.0	22.0	24.0
(°CDB)	(°CWB)	TC	TC	TC	TC	TC
-15.0	-16.0	1.54	1.50	1.46	1.43	1.39
-10.0	-11.0	1.91	1.87	1.82	1.78	1.73
-5.0	-7.0	2.27	2.22	2.17	2.11	2.06
0.0	-2.0	2.68	2.61	2.55	2.48	2.42
5.0	3.0	2.94	2.87	2.80	2.73	2.66
7.0	6.0	2.94	2.87	2.80	2.73	2.66
10.0	8.0	2.94	2.87	2.80	2.73	2.66
15.0	10.0	2.94	2.87	2.80	2.73	2.66
20.0	15.0	2.94	2.87	2.80	2.73	2.66
24.0	18.0	2.94	2.87	2.80	2.73	2.66

Model: ASHH09KGTG

Outdoor temperature		Indoor temperature (°CDB)				
		16.0	18.0	20.0	22.0	24.0
(°CDB)	(°CWB)	TC	TC	TC	TC	TC
-15.0	-16.0	1.97	1.93	1.88	1.83	1.79
-10.0	-11.0	2.46	2.40	2.34	2.28	2.22
-5.0	-7.0	2.92	2.86	2.79	2.72	2.65
0.0	-2.0	3.44	3.36	3.28	3.19	3.11
5.0	3.0	3.78	3.69	3.60	3.51	3.42
7.0	6.0	3.78	3.69	3.60	3.51	3.42
10.0	8.0	3.78	3.69	3.60	3.51	3.42
15.0	10.0	3.78	3.69	3.60	3.51	3.42
20.0	15.0	3.78	3.69	3.60	3.51	3.42
24.0	18.0	3.78	3.69	3.60	3.51	3.42

Model: ASHH12KGTG

Outdoor temperature		Indoor temperature (°CDB)				
		16.0	18.0	20.0	22.0	24.0
(°CDB)	(°CWB)	TC	TC	TC	TC	TC
-15.0	-16.0	2.63	2.57	2.51	2.44	2.38
-10.0	-11.0	3.28	3.20	3.12	3.04	2.97
-5.0	-7.0	3.90	3.81	3.71	3.62	3.53
0.0	-2.0	4.59	4.48	4.37	4.26	4.15
5.0	3.0	5.04	4.92	4.80	4.68	4.56
7.0	6.0	5.04	4.92	4.80	4.68	4.56
10.0	8.0	5.04	4.92	4.80	4.68	4.56
15.0	10.0	5.04	4.92	4.80	4.68	4.56
20.0	15.0	5.04	4.92	4.80	4.68	4.56
24.0	18.0	5.04	4.92	4.80	4.68	4.56

Model: ASHH14KGTG

Outdoor temperature		Indoor temperature (°CDB)				
		16.0	18.0	20.0	22.0	24.0
(°CDB)	(°CWB)	TC	TC	TC	TC	TC
-15.0	-16.0	3.07	3.00	2.93	2.85	2.78
-10.0	-11.0	3.82	3.73	3.64	3.55	3.46
-5.0	-7.0	4.55	4.44	4.33	4.22	4.12
0.0	-2.0	5.35	5.22	5.10	4.97	4.84
5.0	3.0	5.88	5.74	5.60	5.46	5.32
7.0	6.0	5.88	5.74	5.60	5.46	5.32
10.0	8.0	5.88	5.74	5.60	5.46	5.32
15.0	10.0	5.88	5.74	5.60	5.46	5.32
20.0	15.0	5.88	5.74	5.60	5.46	5.32
24.0	18.0	5.88	5.74	5.60	5.46	5.32

OUTDOOR UNIT
AOHG18-24KBT A3OUTDOOR UNIT
AOHG18-24KBT A3

Model: ASHH07KGTH

Outdoor temperature		Indoor temperature (°CDB)				
		16.0	18.0	20.0	22.0	24.0
(°CDB)	(°CWB)	TC	TC	TC	TC	TC
-15.0	-16.0	1.54	1.50	1.46	1.43	1.39
-10.0	-11.0	1.91	1.87	1.82	1.78	1.73
-5.0	-7.0	2.27	2.22	2.17	2.11	2.06
0.0	-2.0	2.68	2.61	2.55	2.48	2.42
5.0	3.0	2.94	2.87	2.80	2.73	2.66
7.0	6.0	2.94	2.87	2.80	2.73	2.66
10.0	8.0	2.94	2.87	2.80	2.73	2.66
15.0	10.0	2.94	2.87	2.80	2.73	2.66
20.0	15.0	2.94	2.87	2.80	2.73	2.66
24.0	18.0	2.94	2.87	2.80	2.73	2.66

Model: ASHH09KGTH

Outdoor temperature		Indoor temperature (°CDB)				
		16.0	18.0	20.0	22.0	24.0
(°CDB)	(°CWB)	TC	TC	TC	TC	TC
-15.0	-16.0	1.97	1.93	1.88	1.83	1.79
-10.0	-11.0	2.46	2.40	2.34	2.28	2.22
-5.0	-7.0	2.92	2.86	2.79	2.72	2.65
0.0	-2.0	3.44	3.36	3.28	3.19	3.11
5.0	3.0	3.78	3.69	3.60	3.51	3.42
7.0	6.0	3.78	3.69	3.60	3.51	3.42
10.0	8.0	3.78	3.69	3.60	3.51	3.42
15.0	10.0	3.78	3.69	3.60	3.51	3.42
20.0	15.0	3.78	3.69	3.60	3.51	3.42
24.0	18.0	3.78	3.69	3.60	3.51	3.42

Model: ASHH12KGTH

Outdoor temperature		Indoor temperature (°CDB)				
		16.0	18.0	20.0	22.0	24.0
(°CDB)	(°CWB)	TC	TC	TC	TC	TC
-15.0	-16.0	2.63	2.57	2.51	2.44	2.38
-10.0	-11.0	3.28	3.20	3.12	3.04	2.97
-5.0	-7.0	3.90	3.81	3.71	3.62	3.53
0.0	-2.0	4.59	4.48	4.37	4.26	4.15
5.0	3.0	5.04	4.92	4.80	4.68	4.56
7.0	6.0	5.04	4.92	4.80	4.68	4.56
10.0	8.0	5.04	4.92	4.80	4.68	4.56
15.0	10.0	5.04	4.92	4.80	4.68	4.56
20.0	15.0	5.04	4.92	4.80	4.68	4.56
24.0	18.0	5.04	4.92	4.80	4.68	4.56

Model: ASHH14KGTH

Outdoor temperature		Indoor temperature (°CDB)				
		16.0	18.0	20.0	22.0	24.0
(°CDB)	(°CWB)	TC	TC	TC	TC	TC
-15.0	-16.0	3.07	3.00	2.93	2.85	2.78
-10.0	-11.0	3.82	3.73	3.64	3.55	3.46
-5.0	-7.0	4.55	4.44	4.33	4.22	4.12
0.0	-2.0	5.35	5.22	5.10	4.97	4.84
5.0	3.0	5.88	5.74	5.60	5.46	5.32
7.0	6.0	5.88	5.74	5.60	5.46	5.32
10.0	8.0	5.88	5.74	5.60	5.46	5.32
15.0	10.0	5.88	5.74	5.60	5.46	5.32
20.0	15.0	5.88	5.74	5.60	5.46	5.32
24.0	18.0	5.88	5.74	5.60	5.46	5.32

Model: ASHH05KNCA

Outdoor temperature		Indoor temperature (°CDB)				
		16.0	18.0	20.0	22.0	24.0
(°CDB)	(°CWB)	TC	TC	TC	TC	TC
-15.0	-16.0	1.19	1.16	1.13	1.10	1.07
-10.0	-11.0	1.37	1.33	1.30	1.27	1.24
-5.0	-7.0	1.55	1.51	1.47	1.44	1.40
0.0	-2.0	1.97	1.92	1.88	1.83	1.78
5.0	3.0	2.21	2.15	2.10	2.05	2.00
7.0	6.0	2.21	2.15	2.10	2.05	2.00
10.0	8.0	2.21	2.15	2.10	2.05	2.00
15.0	10.0	2.21	2.15	2.10	2.05	2.00
20.0	15.0	2.21	2.15	2.10	2.05	2.00
24.0	18.0	2.21	2.15	2.10	2.05	2.00

Model: ASHH07KNCA

Outdoor temperature		Indoor temperature (°CDB)				
		16.0	18.0	20.0	22.0	24.0
(°CDB)	(°CWB)	TC	TC	TC	TC	TC
-15.0	-16.0	1.58	1.55	1.51	1.47	1.43
-10.0	-11.0	1.82	1.78	1.74	1.69	1.65
-5.0	-7.0	2.06	2.01	1.96	1.91	1.86
0.0	-2.0	2.63	2.56	2.50	2.44	2.38
5.0	3.0	2.94	2.87	2.80	2.73	2.66
7.0	6.0	2.94	2.87	2.80	2.73	2.66
10.0	8.0	2.94	2.87	2.80	2.73	2.66
15.0	10.0	2.94	2.87	2.80	2.73	2.66
20.0	15.0	2.94	2.87	2.80	2.73	2.66
24.0	18.0	2.94	2.87	2.80	2.73	2.66

Model: ASHH09KNCA

Outdoor temperature		Indoor temperature (°CDB)				
		16.0	18.0	20.0	22.0	24.0
(°CDB)	(°CWB)	TC	TC	TC	TC	TC
-15.0	-16.0	2.04	1.99	1.94	1.89	1.84
-10.0	-11.0	2.34	2.29	2.23	2.18	2.12
-5.0	-7.0	2.65	2.59	2.52	2.46	2.40
0.0	-2.0	3.38	3.30	3.22	3.14	3.06
5.0	3.0	3.78	3.69	3.60	3.51	3.42
7.0	6.0	3.78	3.69	3.60	3.51	3.42
10.0	8.0	3.78	3.69	3.60	3.51	3.42
15.0	10.0	3.78	3.69	3.60	3.51	3.42
20.0	15.0	3.78	3.69	3.60	3.51	3.42
24.0	18.0	3.78	3.69	3.60	3.51	3.42

Model: ASHH12KNCA

Outdoor temperature		Indoor temperature (°CDB)				
		16.0	18.0	20.0	22.0	24.0
(°CDB)	(°CWB)	TC	TC	TC	TC	TC
-15.0	-16.0	2.50	2.44	2.38	2.32	2.26
-10.0	-11.0	2.88	2.81	2.74	2.67	2.60
-5.0	-7.0	3.25	3.18	3.10	3.02	2.94
0.0	-2.0	4.15	4.05	3.95	3.85	3.75
5.0	3.0	4.64	4.53	4.42	4.31	4.20
7.0	6.0	4.64	4.53	4.42	4.31	4.20
10.0	8.0	4.64	4.53	4.42	4.31	4.20
15.0	10.0	4.64	4.53	4.42	4.31	4.20
20.0	15.0	4.64	4.53	4.42	4.31	4.20
24.0	18.0	4.64	4.53	4.42	4.31	4.20

OUTDOOR UNIT
AOHG18-24KBTA3OUTDOOR UNIT
AOHG18-24KBTA3

Model: ASHH05KNCH

Outdoor temperature		Indoor temperature (°CDB)				
		16.0	18.0	20.0	22.0	24.0
(°CDB)	(°CWB)	TC	TC	TC	TC	TC
-15.0	-16.0	1.19	1.16	1.13	1.10	1.07
-10.0	-11.0	1.37	1.33	1.30	1.27	1.24
-5.0	-7.0	1.55	1.51	1.47	1.44	1.40
0.0	-2.0	1.97	1.92	1.88	1.83	1.78
5.0	3.0	2.21	2.15	2.10	2.05	2.00
7.0	6.0	2.21	2.15	2.10	2.05	2.00
10.0	8.0	2.21	2.15	2.10	2.05	2.00
15.0	10.0	2.21	2.15	2.10	2.05	2.00
20.0	15.0	2.21	2.15	2.10	2.05	2.00
24.0	18.0	2.21	2.15	2.10	2.05	2.00

Model: ASHH07KNCH

Outdoor temperature		Indoor temperature (°CDB)				
		16.0	18.0	20.0	22.0	24.0
(°CDB)	(°CWB)	TC	TC	TC	TC	TC
-15.0	-16.0	1.58	1.55	1.51	1.47	1.43
-10.0	-11.0	1.82	1.78	1.74	1.69	1.65
-5.0	-7.0	2.06	2.01	1.96	1.91	1.86
0.0	-2.0	2.63	2.56	2.50	2.44	2.38
5.0	3.0	2.94	2.87	2.80	2.73	2.66
7.0	6.0	2.94	2.87	2.80	2.73	2.66
10.0	8.0	2.94	2.87	2.80	2.73	2.66
15.0	10.0	2.94	2.87	2.80	2.73	2.66
20.0	15.0	2.94	2.87	2.80	2.73	2.66
24.0	18.0	2.94	2.87	2.80	2.73	2.66

Model: ASHH09KNCH

Outdoor temperature		Indoor temperature (°CDB)				
		16.0	18.0	20.0	22.0	24.0
(°CDB)	(°CWB)	TC	TC	TC	TC	TC
-15.0	-16.0	2.04	1.99	1.94	1.89	1.84
-10.0	-11.0	2.34	2.29	2.23	2.18	2.12
-5.0	-7.0	2.65	2.59	2.52	2.46	2.40
0.0	-2.0	3.38	3.30	3.22	3.14	3.06
5.0	3.0	3.78	3.69	3.60	3.51	3.42
7.0	6.0	3.78	3.69	3.60	3.51	3.42
10.0	8.0	3.78	3.69	3.60	3.51	3.42
15.0	10.0	3.78	3.69	3.60	3.51	3.42
20.0	15.0	3.78	3.69	3.60	3.51	3.42
24.0	18.0	3.78	3.69	3.60	3.51	3.42

Model: ASHH12KNCH

Outdoor temperature		Indoor temperature (°CDB)				
		16.0	18.0	20.0	22.0	24.0
(°CDB)	(°CWB)	TC	TC	TC	TC	TC
-15.0	-16.0	2.50	2.44	2.38	2.32	2.26
-10.0	-11.0	2.88	2.81	2.74	2.67	2.60
-5.0	-7.0	3.25	3.18	3.10	3.02	2.94
0.0	-2.0	4.15	4.05	3.95	3.85	3.75
5.0	3.0	4.64	4.53	4.42	4.31	4.20
7.0	6.0	4.64	4.53	4.42	4.31	4.20
10.0	8.0	4.64	4.53	4.42	4.31	4.20
15.0	10.0	4.64	4.53	4.42	4.31	4.20
20.0	15.0	4.64	4.53	4.42	4.31	4.20
24.0	18.0	4.64	4.53	4.42	4.31	4.20

NOTES:

- TC: Total Capacity (kW)
- Values mentioned in the table are based on the following conditions:
 - Pipe length: 5 m, Height difference: 0 m (Outdoor unit—Indoor unit)

● Floor type

Model: AGHG09KVCA

Outdoor temperature		Indoor temperature (°CDB)				
		16.0	18.0	20.0	22.0	24.0
(°CDB)	(°CWB)	TC	TC	TC	TC	TC
-15.0	-16.0	2.87	2.80	2.74	2.67	2.60
-10.0	-11.0	3.25	3.17	3.10	3.02	2.94
-5.0	-7.0	3.48	3.39	3.31	3.23	3.15
0.0	-2.0	3.78	3.69	3.60	3.51	3.42
5.0	3.0	3.78	3.69	3.60	3.51	3.42
7.0	6.0	3.78	3.69	3.60	3.51	3.42
10.0	8.0	3.78	3.69	3.60	3.51	3.42
15.0	10.0	3.78	3.69	3.60	3.51	3.42
20.0	15.0	3.78	3.69	3.60	3.51	3.42
24.0	18.0	3.78	3.69	3.60	3.51	3.42

Model: AGHG12KVCA

Outdoor temperature		Indoor temperature (°CDB)				
		16.0	18.0	20.0	22.0	24.0
(°CDB)	(°CWB)	TC	TC	TC	TC	TC
-15.0	-16.0	3.83	3.74	3.65	3.56	3.47
-10.0	-11.0	4.33	4.23	4.13	4.02	3.92
-5.0	-7.0	4.64	4.53	4.42	4.31	4.20
0.0	-2.0	5.04	4.92	4.80	4.68	4.56
5.0	3.0	5.04	4.92	4.80	4.68	4.56
7.0	6.0	5.04	4.92	4.80	4.68	4.56
10.0	8.0	5.04	4.92	4.80	4.68	4.56
15.0	10.0	5.04	4.92	4.80	4.68	4.56
20.0	15.0	5.04	4.92	4.80	4.68	4.56
24.0	18.0	5.04	4.92	4.80	4.68	4.56

Model: AGHG14KVCA

Outdoor temperature		Indoor temperature (°CDB)				
		16.0	18.0	20.0	22.0	24.0
(°CDB)	(°CWB)	TC	TC	TC	TC	TC
-15.0	-16.0	4.25	4.15	4.05	3.95	3.85
-10.0	-11.0	4.81	4.70	4.58	4.47	4.35
-5.0	-7.0	5.15	5.03	4.90	4.78	4.66
0.0	-2.0	5.60	5.46	5.33	5.20	5.06
5.0	3.0	5.60	5.46	5.33	5.20	5.06
7.0	6.0	5.60	5.46	5.33	5.20	5.06
10.0	8.0	5.60	5.46	5.33	5.20	5.06
15.0	10.0	5.60	5.46	5.33	5.20	5.06
20.0	15.0	5.60	5.46	5.33	5.20	5.06
24.0	18.0	5.60	5.46	5.33	5.20	5.06

NOTES:

- TC: Total Capacity (kW)
- Values mentioned in the table are based on the following conditions:
 - Pipe length: 5 m, Height difference: 0 m (Outdoor unit—Indoor unit)

Model: AOHG24KBTA3

OUTDOOR UNIT
AOHG18-24KBTA3

OUTDOOR UNIT
AOHG18-24KBTA3

Indoor unit connecting capacity	Outdoor temperature		Indoor temperature									
			16.0 °CDB		18.0 °CDB		20.0 °CDB		22.0 °CDB		24.0 °CDB	
kBtu/h	°CDB	°CWB	TC	IP	TC	IP	TC	IP	TC	IP	TC	IP
36	-15.0	-16.0	6.47	3.09	6.32	3.16	6.16	3.22	6.01	3.29	5.85	3.35
	-10.0	-11.0	7.30	3.28	7.13	3.35	6.95	3.41	6.78	3.48	6.61	3.55
	-5.0	-7.0	7.80	2.98	7.61	3.05	7.43	3.11	7.24	3.17	7.05	3.23
	0.0	-2.0	8.91	2.66	8.69	2.72	8.48	2.77	8.27	2.83	8.06	2.89
	5.0	3.0	9.66	2.59	9.43	2.65	9.20	2.70	8.97	2.75	8.74	2.81
	7.0	6.0	9.66	2.28	9.43	2.33	9.20	2.37	8.97	2.42	8.74	2.47
	10.0	8.0	9.66	2.14	9.43	2.18	9.20	2.23	8.97	2.27	8.74	2.32
	15.0	10.0	9.66	1.94	9.43	1.98	9.20	2.02	8.97	2.06	8.74	2.10
	20.0	15.0	9.66	1.64	9.43	1.67	9.20	1.70	8.97	1.74	8.74	1.77
35	24.0	18.0	9.66	1.47	9.43	1.50	9.20	1.53	8.97	1.56	8.74	1.59
	-15.0	-16.0	6.47	3.09	6.32	3.16	6.16	3.22	6.01	3.29	5.85	3.35
	-10.0	-11.0	7.30	3.28	7.13	3.35	6.95	3.41	6.78	3.48	6.61	3.55
	-5.0	-7.0	7.80	2.98	7.61	3.05	7.43	3.11	7.24	3.17	7.05	3.23
	0.0	-2.0	8.91	2.66	8.69	2.72	8.48	2.77	8.27	2.83	8.06	2.89
	5.0	3.0	9.66	2.59	9.43	2.65	9.20	2.70	8.97	2.75	8.74	2.81
	7.0	6.0	9.66	2.28	9.43	2.33	9.20	2.37	8.97	2.42	8.74	2.47
	10.0	8.0	9.66	2.14	9.43	2.18	9.20	2.23	8.97	2.27	8.74	2.32
	15.0	10.0	9.66	1.94	9.43	1.98	9.20	2.02	8.97	2.06	8.74	2.10
34	20.0	15.0	9.66	1.64	9.43	1.67	9.20	1.70	8.97	1.74	8.74	1.77
	24.0	18.0	9.66	1.47	9.43	1.50	9.20	1.53	8.97	1.56	8.74	1.59
	-15.0	-16.0	6.47	3.09	6.32	3.16	6.16	3.22	6.01	3.29	5.85	3.35
	-10.0	-11.0	7.30	3.28	7.13	3.35	6.95	3.41	6.78	3.48	6.61	3.55
	-5.0	-7.0	7.80	2.98	7.61	3.05	7.43	3.11	7.24	3.17	7.05	3.23
	0.0	-2.0	8.91	2.66	8.69	2.72	8.48	2.77	8.27	2.83	8.06	2.89
	5.0	3.0	9.66	2.59	9.43	2.65	9.20	2.70	8.97	2.75	8.74	2.81
	7.0	6.0	9.66	2.28	9.43	2.33	9.20	2.37	8.97	2.42	8.74	2.47
	10.0	8.0	9.66	2.14	9.43	2.18	9.20	2.23	8.97	2.27	8.74	2.32
33	15.0	10.0	9.66	1.94	9.43	1.98	9.20	2.02	8.97	2.06	8.74	2.10
	20.0	15.0	9.66	1.64	9.43	1.67	9.20	1.70	8.97	1.74	8.74	1.77
	24.0	18.0	9.66	1.47	9.43	1.50	9.20	1.53	8.97	1.56	8.74	1.59
	-15.0	-16.0	6.47	3.09	6.32	3.16	6.16	3.22	6.01	3.29	5.85	3.35
	-10.0	-11.0	7.30	3.28	7.13	3.35	6.95	3.41	6.78	3.48	6.61	3.55
	-5.0	-7.0	7.80	2.98	7.61	3.05	7.43	3.11	7.24	3.17	7.05	3.23
	0.0	-2.0	8.91	2.66	8.69	2.72	8.48	2.77	8.27	2.83	8.06	2.89
	5.0	3.0	9.66	2.59	9.43	2.65	9.20	2.70	8.97	2.75	8.74	2.81
	7.0	6.0	9.66	2.28	9.43	2.33	9.20	2.37	8.97	2.42	8.74	2.47
32	10.0	8.0	9.66	2.14	9.43	2.18	9.20	2.23	8.97	2.27	8.74	2.32
	15.0	10.0	9.66	1.94	9.43	1.98	9.20	2.02	8.97	2.06	8.74	2.10
	20.0	15.0	9.66	1.64	9.43	1.67	9.20	1.70	8.97	1.74	8.74	1.77
	24.0	18.0	9.66	1.47	9.43	1.50	9.20	1.53	8.97	1.56	8.74	1.59
	-15.0	-16.0	6.47	3.09	6.32	3.16	6.16	3.22	6.01	3.29	5.85	3.35
	-10.0	-11.0	7.30	3.28	7.13	3.35	6.95	3.41	6.78	3.48	6.61	3.55
	-5.0	-7.0	7.80	2.98	7.61	3.05	7.43	3.11	7.24	3.17	7.05	3.23
	0.0	-2.0	8.91	2.66	8.69	2.72	8.48	2.77	8.27	2.83	8.06	2.89
	5.0	3.0	9.66	2.59	9.43	2.65	9.20	2.70	8.97	2.75	8.74	2.81
31	7.0	6.0	9.66	2.28	9.43	2.33	9.20	2.37	8.97	2.42	8.74	2.47
	10.0	8.0	9.66	2.14	9.43	2.18	9.20	2.23	8.97	2.27	8.74	2.32
	15.0	10.0	9.66	1.94	9.43	1.98	9.20	2.02	8.97	2.06	8.74	2.10
	20.0	15.0	9.66	1.64	9.43	1.67	9.20	1.70	8.97	1.74	8.74	1.77
	24.0	18.0	9.66	1.47	9.43	1.50	9.20	1.53	8.97	1.56	8.74	1.59
	-15.0	-16.0	6.47	3.09	6.32	3.16	6.16	3.22	6.01	3.29	5.85	3.35
	-10.0	-11.0	7.30	3.28	7.13	3.35	6.95	3.41	6.78	3.48	6.61	3.55
	-5.0	-7.0	7.80	2.98	7.61	3.05	7.43	3.11	7.24	3.17	7.05	3.23
	0.0	-2.0	8.91	2.66	8.69	2.72	8.48	2.77	8.27	2.83	8.06	2.89
30	5.0	3.0	9.66	2.59	9.43	2.65	9.20	2.70	8.97	2.75	8.74	2.81
	7.0	6.0	9.66	2.28	9.43	2.33	9.20	2.37	8.97	2.42	8.74	2.47
	10.0	8.0	9.66	2.14	9.43	2.18	9.20	2.23	8.97	2.27	8.74	2.32
	15.0	10.0	9.66	1.94	9.43	1.98	9.20	2.02	8.97	2.06	8.74	2.10
	20.0	15.0	9.66	1.64	9.43	1.67	9.20	1.70	8.97	1.74	8.74	1.77
	24.0	18.0	9.66	1.47	9.43	1.50	9.20	1.53	8.97	1.56	8.74	1.59
	-15.0	-16.0	6.47	3.09	6.32	3.16	6.16	3.22	6.01	3.29	5.85	3.35
	-10.0	-11.0	7.30	3.28	7.13	3.35	6.95	3.41	6.78	3.48	6.61	3.55
	-5.0	-7.0	7.80	2.98	7.61	3.05	7.43	3.11	7.24	3.17	7.05	3.23
29	0.0	-2.0	8.91	2.66	8.69	2.72	8.48	2.77	8.27	2.83	8.06	2.89
	5.0	3.0	9.66	2.59	9.43	2.65	9.20	2.70	8.97	2.75	8.74	2.81
	7.0	6.0	9.66	2.28	9.43	2.33	9.20	2.37	8.97	2.42	8.74	2.47
	10.0	8.0	9.66	2.14	9.43	2.18	9.20	2.23	8.97	2.27	8.74	2.32
	15.0	10.0	9.66	1.94	9.43	1.98	9.20	2.02	8.97	2.06	8.74	2.10
	20.0	15.0	9.66	1.64	9.43	1.67	9.20	1.70	8.97	1.74	8.74	1.77
	24.0	18.0	9.66	1.47	9.43	1.50	9.20	1.53	8.97	1.56	8.74	1.59
	-15.0	-16.0	6.47	3.09	6.32	3.16	6.16	3.22	6.01	3.29	5.85	3.35
	-10.0	-11.0	7.30	3.28	7.13	3.35	6.95	3.41	6.78	3.48	6.61	3.55

Indoor unit connecting capacity	Outdoor temperature		Indoor temperature									
			16.0 °CDB		18.0 °CDB		20.0 °CDB		22.0 °CDB		24.0 °CDB	
kBtu/h	°CDB	°CWB	TC	IP	TC	IP	TC	IP	TC	IP	TC	IP
28	-15.0	-16.0	6.47	3.09	6.32	3.16	6.16	3.22	6.01	3.29	5.85	3.35
	-10.0	-11.0	7.30	3.28	7.13	3.35	6.95	3.41	6.78	3.48	6.61	3.55
	-5.0	-7.0	7.80	2.98	7.61	3.05	7.43	3.11	7.24	3.17	7.05	3.23
	0.0	-2.0	8.91	2.66	8.69	2.72	8.48	2.77	8.27	2.83	8.06	2.89
	5.0	3.0	9.66	2.59	9.43	2.65	9.20	2.70	8.97	2.75	8.74	2.81
	7.0	6.0	9.66	2.28	9.43	2.33	9.20	2.37	8.97	2.42	8.74	2.47
	10.0	8.0	9.66	2.14	9.43	2.18	9.20	2.23	8.97	2.27	8.74	2.32
	15.0	10.0	9.66	1.94	9.43	1.98	9.20	2.02	8.97	2.06	8.74	2.10
	20.0	15.0	9.66	1.64	9.43	1.67	9.20	1.70	8.97	1.74	8.74	1.77
27	24.0	18.0	9.66	1.47	9.43	1.50	9.20	1.53	8.97	1.56	8.74	1.59
	-15.0	-16.0	6.47	3.09	6.32	3.16	6.16	3.22	6.01	3.29	5.85	3.35
	-10.0	-11.0	7.30	3.28	7.13	3.35	6.95	3.41	6.78	3.48	6.61	3.55
	-5.0	-7.0	7.80	2.98	7.61	3.05	7.43	3.11	7.24	3.17	7.05	3.23
	0.0	-2.0	8.91	2.66	8.69	2.72	8.48	2.77	8.27	2.83	8.06	2.89
	5.0	3.0	9.66	2.59	9.43	2.65	9.20	2.70	8.97	2.75	8.74	2.81
	7.0	6.0	9.66	2.28	9.43	2.33	9.20	2.37	8.97	2.42	8.74	2.47
	10.0	8.0	9.66	2.14	9.43	2.18	9.20	2.23	8.97	2.27	8.74	2.32
	15.0	10.0	9.66	1.94	9.43	1.98	9.20	2.02	8.97	2.06	8.74	2.10
26	20.0	15.0	9.66	1.64	9.43	1.67	9.20	1.70	8.97	1.74	8.74	1.77
	24.0	18.0	9.66	1.47	9.43	1.50	9.20	1.53	8.97	1.56	8.74	1.59
	-15.0	-16.0	6.47	3.09	6.32	3.16	6.16	3.22	6.01	3.29	5.85	3.35
	-10.0	-11.0	7.30	3.28	7.13	3.35	6.95	3.41	6.78	3.48	6.61	3.55
	-5.0	-7.0	7.80	2.98	7.61	3.05	7.43	3.11	7.24	3.17	7.05	3.23
	0.0	-2.0	8.91	2.66	8.69	2.72	8.48	2.77	8.27	2.83	8.06	2.89
	5.0	3.0	9.66	2.59	9.43	2.65	9.20	2.70	8.97	2.75	8.74	2.81
	7.0	6.0	9.66	2.28	9.43	2.33	9.20	2.37	8.97	2.42	8.74	2.47
	10.0	8.0	9.66	2.14	9.43	2.18	9.20	2.23	8.97	2.27	8.74	2.32
25	15.0	10.0	9.66	1.94	9.43	1.98	9.20	2.02	8.97	2.06	8.74	2.10
	20.0	15.0	9.66	1.64	9.43	1.67	9.20	1.70	8.97	1.74	8.74	1.77
	24.0	18.0	9.66	1.47	9.43	1.50	9.20	1.53	8.97	1.56	8.74	1.59
	-15.0	-16.0	6.47	3.09	6.32	3.16	6.16	3.22	6.01	3.29	5.85	3.35
	-10.0	-11.0	7.30	3.28	7.13	3.35	6.95	3.41	6.78	3.48	6.61	3.55
	-5.0	-7.0	7.80	2.98	7.61	3.05	7.43	3.11	7.24	3.17	7.05	3.23
	0.0	-2.0	8.91	2.66	8.69	2.72	8.48	2.77	8.27	2.83	8.06	2.89
	5.0	3.0	9.66	2.59	9.43	2.65	9.20	2.70	8.97	2.75	8.74	2.81
	7.0	6.0	9.66	2.28	9.43	2.33	9.20	2.37	8.97	2.42	8.74	2.47
24	10.0	8.0	9.66	2.14	9.43	2.18	9.20	2.23	8.97	2.27	8.74	2.32
	15.0	10.0	9.66	1.94	9.43	1.98	9.20	2.02	8.97	2.06	8.74	2.10
	20.0	15.0	9.66	1.64	9.43	1.67	9.20	1.70	8.97	1.74	8.74	1.77
	24.0	18.0	9.66	1.47	9.43	1.50	9.20	1.53	8.97	1.56	8.74	1.59
	-15.0	-16.0	6.47	3.09	6.32	3.16	6.16	3.22	6.01	3.29	5.85	3.35
	-10.0	-11.0	7.30	3.28	7.13	3.35	6.95	3.41	6.78	3.48	6.61	3.55
	-5.0	-7.0	7.80	2.98	7.61	3.05	7.43	3.11	7.24	3.17	7.05	3.23
	0.0	-2.0	8.91	2.66	8.69	2.72	8.48	2.77	8.27	2.83	8.06	2.89
	5.0	3.0	9.66	2.59	9.43	2.65	9.20	2.70	8.97	2.75	8.74	2.81
23	7.0	6.0	9.66	2.28	9.43	2.33	9.20	2.37	8.97	2.42	8.74	2.47
	10.0	8.0	9.66	2.14	9.43	2.18	9.20	2.23	8.97	2.27	8.74	2.32
	15.0	10.0	9.66	1.94	9.43	1.98	9.20	2.02	8.97	2.06	8.74	2.10
	20.0	15.0	9.66	1.64	9.43	1.67	9.20	1.70	8.97	1.74	8.74	1.77
	24.0	18.0	9.66	1.47	9.43	1.50	9.20	1.53	8.97	1.56	8.74	1.59
	-15.0	-16.0	6.47	3.09	6.32	3.16	6.16	3.22	6.01	3.29	5.85	3.35
	-10.0	-11.0	7.30	3.28	7.13	3.35	6.95	3.41	6.78	3.48	6.61	3.55
	-5.0	-7.0	7.80	2.98	7.61	3.05	7.43	3.11	7.24	3.17	7.05	3.23
	0.0	-2.0	8.91	2.66	8.69	2.72	8.48	2.77	8.27	2.83	8.06	2.89
22	5.0	3.0	9.66	2.59	9.43	2.65	9.20	2.70	8.97	2.75	8.74	2.81
	7.0	6.0	9.66	2.28	9.43	2.33	9.20	2.37	8.97	2.42	8.74	2.47
	10.0	8.0	9.66	2.14	9.43	2.18	9.20	2.23	8.97	2.27	8.74	2.32
	15.0	10.0	9.66	1.94	9.43	1.98	9.20	2.02	8.97	2.06	8.74	2.10
	20.0	15.0	9.66	1.64	9.43	1.67	9.20	1.70	8.97	1.74	8.74	1.77
	24.0	18.0	9.66	1.47	9.43	1.50	9.20	1.53	8.97	1.56	8.74	1.59
	-15.0	-16.0	6.19	2.95	6.04	3.01	5.90	3.07	5.75	3.13	5.60	3.19
	-10.0	-11.0	6.98	3.12	6.82	3.19	6.65	3.25	6.48	3.32	6.32	3.38
	-5.0	-7.0	7.46	2.84	7.28	2.90	7.10	2.96	6.93	3.02	6.75	3.08
21	0.0	-2.0	8.52	2.54	8.32	2.59	8.11	2.64	7.91	2.70	7.71	2.75
	5.0	3.0	9.24	2.47	9.02	2.52	8.80	2.57	8.58	2.62	8.36	2.67
	7.0	6.0	9.24	2.17	9.02	2.21	8.80	2.26	8.58	2.31	8.36	2.35
	10.0	8.0	9.24	2.04	9.02	2.08	8.80	2.12	8.58	2.16	8.36	2.21
	15.0	10.0	9.24	1.84	9.02	1.88	8.80	1.92	8.58	1.96	8.36	2.00
	20.0	15.0	9.24	1.56	9.02	1.59	8.80	1.62	8.58	1.65	8.36	1.69
	24.0	18.0	9.24	1.40	9.02	1.43	8.80	1.45	8.58	1.48	8.36	1.51
	-15.0	-16.0	5.91	2.75	5.77	2.81	5.63	2.87	5.49	2.92	5.35	2.98
	-10.0	-11.0	6.67	2.91	6.51	2.97	6.35	3.04	6.19	3.10	6.03	3.16
19	-5.0	-7.0	7.12	2.65	6.95	2.71	6.78	2.76	6.61	2.82	6.44	2.87
	0.0	-2.0	8.13	2.37	7.94	2.42	7.74	2.47	7.55	2.52	7.36	2.57
	5.0	3.0	8.82	2.31	8.61	2.35	8.40	2.40	8.19	2.45	7.98	2.50
	7.0	6.0	8.82	2.03	8.61	2.07	8.40	2.11	8.19	2.15	7.98	2.19
	10.0	8.0	8.82	1.90	8.61	1.94	8.40	1.98	8.19	2.02	7.98	2.06
	15.0	10.0	8.82	1.72	8.61	1.76	8.40	1.79	8.19	1.83	7.98	1.87
	20.0	15.0	8.82	1.45	8.61	1.48	8.40	1.51	8.19	1.55	7.98	1.58
	24.0	18.0	8.82	1.30	8.61	1.33	8.40	1.36	8.19	1.39	7.98	1.41
	-15.0	-16.0	5.35	2.46	5.22	2.51	5.09	2.56	4.96	2.61	4.84	2.66
18	-10.0	-11.0	6.03	2.60	5.89	2.66	5.74	2.71	5.60	2.77	5.46	2.82
	-5.0	-7.0	6.44	2.37	6.29	2.42	6.13	2.47	5.98	2.52	5.83	2.57
	0.0	-2.0	7.36	2.12	7.18	2.16	7.01	2.20	6.83	2.25	6.66	2.29
	5.0	3.0	7.98	2.06	7.79	2.10	7.60	2.15	7.41	2.19	7.22	2.23
	7.0	6.0	7.98	1.81	7.79	1.85	7.60	1.89	7.41	1.92	7.22	1.96
	10.0	8.0	7.98	1.70	7.79	1.73	7.60	1.77	7.41	1.81	7.22	1.84
	15.0	10.0	7.98	1.54	7.79	1.57	7.60	1.60	7.41	1.64	7.22	1.67
	20.0	15.0	7.98	1.30	7.79	1.33	7.60	1.35	7.41	1.38	7.22	1.41
	24.0	18.0	7.98	1.17	7.79	1.19	7.60	1.21	7.41	1.24	7.22	1.26

Indoor unit connecting capacity	Outdoor temperature		Indoor temperature									
			16.0 °CDB		18.0 °CDB		20.0 °CDB		22.0 °CDB		24.0 °CDB	
kBtu/h	°CDB	°CWB	TC	IP	TC	IP	TC	IP	TC	IP	TC	IP
18	-15.0	-16.0	5.06	2.31	4.94	2.36	4.82	2.41	4.70	2.46	4.58	2.50
	-10.0	-11.0	5.71	2.45	5.58	2.50	5.44	2.55	5.31	2.60	5.17	2.65
	-5.0	-7.0	6.10	2.23	5.96	2.28	5.81	2.32	5.67	2.37	5.52	2.42
	0.0	-2.0	6.97	1.99	6.80	2.03	6.64	2.07	6.47	2.12	6.31	2.16
	5.0	3.0	7.56	1.94	7.38	1.98	7.20	2.02	7.02	2.06	6.84	2.10
	7.0	6.0	7.56	1.70	7.38	1.74	7.20	1.77	7.02	1.81	6.84	1.84
	10.0	8.0	7.56	1.60	7.38	1.63	7.20	1.67	7.02	1.70	6.84	1.73
	15.0	10.0	7.56	1.45	7.38	1.48	7.20	1.51	7.02	1.54	6.84	1.57
	20.0	15.0	7.56	1.22	7.38	1.25	7.20	1.27	7.02	1.30	6.84	1.32
17	24.0	18.0	7.56	1.10	7.38	1.12	7.20	1.14	7.02	1.16	6.84	1.19
	-15.0	-16.0	4.78	2.22	4.67	2.26	4.56	2.31	4.44	2.35	4.33	2.40
	-10.0	-11.0	5.40	2.35	5.27	2.40	5.14	2.45	5.01	2.49	4.88	2.54
	-5.0	-7.0	5.76	2.14	5.63	2.18	5.49	2.23	5.35	2.27	5.21	2.32
	0.0	-2.0	6.58	1.91	6.43	1.95	6.27	1.99	6.11	2.03	5.96	2.07
	5.0	3.0	7.14	1.86	6.97	1.90	6.80	1.93	6.63	1.97	6.46	2.01
	7.0	6.0	7.14	1.63	6.97	1.67	6.80	1.70	6.63	1.73	6.46	1.77
	10.0	8.0	7.14	1.53	6.97	1.56	6.80	1.60	6.63	1.63	6.46	1.66
	15.0	10.0	7.14	1.39	6.97	1.42	6.80	1.45	6.63	1.47	6.46	1.50
16	20.0	15.0	7.14	1.17	6.97	1.20	6.80	1.22	6.63	1.24	6.46	1.27
	24.0	18.0	7.14	1.05	6.97	1.07	6.80	1.09	6.63	1.12	6.46	1.14
	-15.0	-16.0	4.50	2.02	4.39	2.06	4.29	2.10	4.18	2.15	4.07	2.19
	-10.0	-11.0	5.08	2.14	4.96	2.18	4.84	2.23	4.72	2.27	4.59	2.32
	-5.0	-7.0	5.42	1.95	5.30	1.99	5.17	2.03	5.04	2.07	4.91	2.11
	0.0	-2.0	6.20	1.74	6.05	1.78	5.90	1.81	5.75	1.85	5.61	1.88
	5.0	3.0	6.72	1.69	6.56	1.73	6.40	1.76	6.24	1.80	6.08	1.83
	7.0	6.0	6.72	1.49	6.56	1.52	6.40	1.55	6.24	1.58	6.08	1.61
	10.0	8.0	6.72	1.40	6.56	1.43	6.40	1.45	6.24	1.48	6.08	1.51
15	15.0	10.0	6.72	1.26	6.56	1.29	6.40	1.32	6.24	1.34	6.08	1.37
	20.0	15.0	6.72	1.07	6.56	1.09	6.40	1.11	6.24	1.13	6.08	1.16
	24.0	18.0	6.72	0.96	6.56	0.98	6.40	1.00	6.24	1.02	6.08	1.04
	-15.0	-16.0	4.22	1.92	4.12	1.96	4.02	2.00	3.92	2.04	3.82	2.08
	-10.0	-11.0	4.76	2.03	4.65	2.07	4.53	2.11	4.42	2.16	4.31	2.20
	-5.0	-7.0	5.09	1.85	4.96	1.89	4.84	1.93	4.72	1.96	4.60	2.00
	0.0	-2.0	5.81	1.65	5.67	1.68	5.53	1.72	5.39	1.75	5.25	1.79
	5.0	3.0	6.30	1.61	6.15	1.64	6.00	1.67	5.85	1.71	5.70	1.74
	7.0	6.0	6.30	1.41	6.15	1.44	6.00	1.47	5.85	1.50	5.70	1.53
14	10.0	8.0	6.30	1.32	6.15	1.35	6.00	1.38	5.85	1.41	5.70	1.44
	15.0	10.0	6.30	1.20	6.15	1.22	6.00	1.25	5.85	1.27	5.70	1.30
	20.0	15.0	6.30	1.01	6.15	1.03	6.00	1.06	5.85	1.08	5.70	1.10
	24.0	18.0	6.30	0.91	6.15	0.93	6.00	0.95	5.85	0.97	5.70	0.98
	-15.0	-16.0	3.94	1.77	3.85	1.81	3.75	1.84	3.66	1.88	3.56	1.92
	-10.0	-11.0	4.44	1.87	4.34	1.91	4.23	1.95	4.13	1.99	4.02	2.03
	-5.0	-7.0	4.75	1.71	4.63	1.74	4.52	1.78	4.41	1.81	4.29	1.85
	0.0	-2.0	5.42	1.52	5.29	1.55	5.16	1.59	5.03	1.62	4.90	1.65
	5.0	3.0	5.88	1.48	5.74	1.51	5.60	1.54	5.46	1.58	5.32	1.61
13	7.0	6.0	5.88	1.30	5.74	1.33	5.60	1.36	5.46	1.38	5.32	1.41
	10.0	8.0	5.88	1.22	5.74	1.25	5.60	1.27	5.46	1.30	5.32	1.32
	15.0	10.0	5.88	1.11	5.74	1.13	5.60	1.15	5.46	1.18	5.32	1.20
	20.0	15.0	5.88	0.94	5.74	0.95	5.60	0.97	5.46	0.99	5.32	1.01
	24.0	18.0	5.88	0.84	5.74	0.86	5.60	0.87	5.46	0.89	5.32	0.91

NOTES:

- TC: Total Capacity (kW), IP: Input Power (kW)
- Values mentioned in the table are based on the following conditions:
 - Power source of specifications: 230 V
 - Pipe length: 5 m, Height difference: 0 m (Outdoor unit—Indoor unit)
- 2 or more indoor units should be connected.
- The total ability of connected a indoor unit is from 14,000 Btu/h up to 36,000 Btu/h.
- Input in the table are calculated based on the maximum indoor unit input combinations.

● Compact cassette type

Model: AUXG07KVLA

Outdoor temperature		Indoor temperature (°CDB)				
		16.0	18.0	20.0	22.0	24.0
(°CDB)	(°CWB)	TC	TC	TC	TC	TC
-15.0	-16.0	1.97	1.92	1.88	1.83	1.78
-10.0	-11.0	2.23	2.18	2.13	2.07	2.02
-5.0	-7.0	2.38	2.32	2.27	2.21	2.15
0.0	-2.0	2.70	2.64	2.58	2.51	2.45
5.0	3.0	2.94	2.87	2.80	2.73	2.66
7.0	6.0	2.94	2.87	2.80	2.73	2.66
10.0	8.0	2.94	2.87	2.80	2.73	2.66
15.0	10.0	2.94	2.87	2.80	2.73	2.66
20.0	15.0	2.94	2.87	2.80	2.73	2.66
24.0	18.0	2.94	2.87	2.80	2.73	2.66

Model: AUXG09KVLA

Outdoor temperature		Indoor temperature (°CDB)				
		16.0	18.0	20.0	22.0	24.0
(°CDB)	(°CWB)	TC	TC	TC	TC	TC
-15.0	-16.0	2.53	2.47	2.41	2.35	2.29
-10.0	-11.0	2.87	2.80	2.74	2.67	2.60
-5.0	-7.0	3.06	2.99	2.92	2.84	2.77
0.0	-2.0	3.48	3.39	3.31	3.23	3.15
5.0	3.0	3.78	3.69	3.60	3.51	3.42
7.0	6.0	3.78	3.69	3.60	3.51	3.42
10.0	8.0	3.78	3.69	3.60	3.51	3.42
15.0	10.0	3.78	3.69	3.60	3.51	3.42
20.0	15.0	3.78	3.69	3.60	3.51	3.42
24.0	18.0	3.78	3.69	3.60	3.51	3.42

Model: AUXG12KVLA

Outdoor temperature		Indoor temperature (°CDB)				
		16.0	18.0	20.0	22.0	24.0
(°CDB)	(°CWB)	TC	TC	TC	TC	TC
-15.0	-16.0	3.38	3.30	3.22	3.14	3.06
-10.0	-11.0	3.83	3.74	3.65	3.56	3.47
-5.0	-7.0	4.08	3.99	3.89	3.79	3.69
0.0	-2.0	4.64	4.53	4.42	4.31	4.20
5.0	3.0	5.04	4.92	4.80	4.68	4.56
7.0	6.0	5.04	4.92	4.80	4.68	4.56
10.0	8.0	5.04	4.92	4.80	4.68	4.56
15.0	10.0	5.04	4.92	4.80	4.68	4.56
20.0	15.0	5.04	4.92	4.80	4.68	4.56
24.0	18.0	5.04	4.92	4.80	4.68	4.56

Model: AUXG14KVLA

Outdoor temperature		Indoor temperature (°CDB)				
		16.0	18.0	20.0	22.0	24.0
(°CDB)	(°CWB)	TC	TC	TC	TC	TC
-15.0	-16.0	3.94	3.85	3.75	3.66	3.56
-10.0	-11.0	4.47	4.36	4.26	4.15	4.04
-5.0	-7.0	4.76	4.65	4.54	4.42	4.31
0.0	-2.0	5.41	5.28	5.15	5.02	4.89
5.0	3.0	5.88	5.74	5.60	5.46	5.32
7.0	6.0	5.88	5.74	5.60	5.46	5.32
10.0	8.0	5.88	5.74	5.60	5.46	5.32
15.0	10.0	5.88	5.74	5.60	5.46	5.32
20.0	15.0	5.88	5.74	5.60	5.46	5.32
24.0	18.0	5.88	5.74	5.60	5.46	5.32

Model: AUXG18KVLA

Outdoor temperature		Indoor temperature (°CDB)				
		16.0	18.0	20.0	22.0	24.0
(°CDB)	(°CWB)	TC	TC	TC	TC	TC
-15.0	-16.0	4.66	4.55	4.44	4.32	4.21
-10.0	-11.0	5.28	5.16	5.03	4.91	4.78
-5.0	-7.0	5.63	5.50	5.36	5.23	5.09
0.0	-2.0	6.39	6.24	6.09	5.94	5.79
5.0	3.0	6.95	6.79	6.62	6.45	6.29
7.0	6.0	6.95	6.79	6.62	6.45	6.29
10.0	8.0	6.95	6.79	6.62	6.45	6.29
15.0	10.0	6.95	6.79	6.62	6.45	6.29
20.0	15.0	6.95	6.79	6.62	6.45	6.29
24.0	18.0	6.95	6.79	6.62	6.45	6.29

NOTES:

- TC: Total Capacity (kW)
- Values mentioned in the table are based on the following conditions:
 - Pipe length: 5 m, Height difference: 0 m (Outdoor unit—Indoor unit)

OUTDOOR UNIT
AOHG18-24KBTA3OUTDOOR UNIT
AOHG18-24KBTA3

● Mini duct type

Model: ARXG07KSLAP

Outdoor temperature		Indoor temperature (°CDB)				
		16.0	18.0	20.0	22.0	24.0
(°CDB)	(°CWB)	TC	TC	TC	TC	TC
-15.0	-16.0	1.97	1.92	1.88	1.83	1.78
-10.0	-11.0	2.23	2.18	2.13	2.07	2.02
-5.0	-7.0	2.38	2.32	2.27	2.21	2.15
0.0	-2.0	2.70	2.64	2.58	2.51	2.45
5.0	3.0	2.94	2.87	2.80	2.73	2.66
7.0	6.0	2.94	2.87	2.80	2.73	2.66
10.0	8.0	2.94	2.87	2.80	2.73	2.66
15.0	10.0	2.94	2.87	2.80	2.73	2.66
20.0	15.0	2.94	2.87	2.80	2.73	2.66
24.0	18.0	2.94	2.87	2.80	2.73	2.66

Model: ARXG09KSLAP

Outdoor temperature		Indoor temperature (°CDB)				
		16.0	18.0	20.0	22.0	24.0
(°CDB)	(°CWB)	TC	TC	TC	TC	TC
-15.0	-16.0	2.53	2.47	2.41	2.35	2.29
-10.0	-11.0	2.87	2.80	2.74	2.67	2.60
-5.0	-7.0	3.06	2.99	2.92	2.84	2.77
0.0	-2.0	3.48	3.39	3.31	3.23	3.15
5.0	3.0	3.78	3.69	3.60	3.51	3.42
7.0	6.0	3.78	3.69	3.60	3.51	3.42
10.0	8.0	3.78	3.69	3.60	3.51	3.42
15.0	10.0	3.78	3.69	3.60	3.51	3.42
20.0	15.0	3.78	3.69	3.60	3.51	3.42
24.0	18.0	3.78	3.69	3.60	3.51	3.42

Model: ARXG12KSLAP

Outdoor temperature		Indoor temperature (°CDB)				
		16.0	18.0	20.0	22.0	24.0
(°CDB)	(°CWB)	TC	TC	TC	TC	TC
-15.0	-16.0	3.38	3.30	3.22	3.14	3.06
-10.0	-11.0	3.83	3.74	3.65	3.56	3.47
-5.0	-7.0	4.08	3.99	3.89	3.79	3.69
0.0	-2.0	4.64	4.53	4.42	4.31	4.20
5.0	3.0	5.04	4.92	4.80	4.68	4.56
7.0	6.0	5.04	4.92	4.80	4.68	4.56
10.0	8.0	5.04	4.92	4.80	4.68	4.56
15.0	10.0	5.04	4.92	4.80	4.68	4.56
20.0	15.0	5.04	4.92	4.80	4.68	4.56
24.0	18.0	5.04	4.92	4.80	4.68	4.56

Model: ARXG14KSLAP

Outdoor temperature		Indoor temperature (°CDB)				
		16.0	18.0	20.0	22.0	24.0
(°CDB)	(°CWB)	TC	TC	TC	TC	TC
-15.0	-16.0	3.94	3.85	3.75	3.66	3.56
-10.0	-11.0	4.47	4.36	4.26	4.15	4.04
-5.0	-7.0	4.76	4.65	4.54	4.42	4.31
0.0	-2.0	5.41	5.28	5.15	5.02	4.89
5.0	3.0	5.88	5.74	5.60	5.46	5.32
7.0	6.0	5.88	5.74	5.60	5.46	5.32
10.0	8.0	5.88	5.74	5.60	5.46	5.32
15.0	10.0	5.88	5.74	5.60	5.46	5.32
20.0	15.0	5.88	5.74	5.60	5.46	5.32
24.0	18.0	5.88	5.74	5.60	5.46	5.32

Model: ARXG18KSLAP

Outdoor temperature		Indoor temperature (°CDB)				
		16.0	18.0	20.0	22.0	24.0
(°CDB)	(°CWB)	TC	TC	TC	TC	TC
-15.0	-16.0	4.66	4.55	4.44	4.32	4.21
-10.0	-11.0	5.28	5.16	5.03	4.91	4.78
-5.0	-7.0	5.63	5.50	5.36	5.23	5.09
0.0	-2.0	6.39	6.24	6.09	5.94	5.79
5.0	3.0	6.95	6.79	6.62	6.45	6.29
7.0	6.0	6.95	6.79	6.62	6.45	6.29
10.0	8.0	6.95	6.79	6.62	6.45	6.29
15.0	10.0	6.95	6.79	6.62	6.45	6.29
20.0	15.0	6.95	6.79	6.62	6.45	6.29
24.0	18.0	6.95	6.79	6.62	6.45	6.29

NOTES:

- TC: Total Capacity (kW)
- Values mentioned in the table are based on the following conditions:
 - Pipe length: 5 m, Height difference: 0 m [Outdoor unit—Indoor unit]

OUTDOOR UNIT
AOHG18-24KBTA3OUTDOOR UNIT
AOHG18-24KBTA3

● Slim duct type

Model: ARXG07KLLAP

Outdoor temperature		Indoor temperature (°CDB)				
		16.0	18.0	20.0	22.0	24.0
(°CDB)	(°CWB)	TC	TC	TC	TC	TC
-15.0	-16.0	1.97	1.92	1.88	1.83	1.78
-10.0	-11.0	2.23	2.18	2.13	2.07	2.02
-5.0	-7.0	2.38	2.32	2.27	2.21	2.15
0.0	-2.0	2.70	2.64	2.58	2.51	2.45
5.0	3.0	2.94	2.87	2.80	2.73	2.66
7.0	6.0	2.94	2.87	2.80	2.73	2.66
10.0	8.0	2.94	2.87	2.80	2.73	2.66
15.0	10.0	2.94	2.87	2.80	2.73	2.66
20.0	15.0	2.94	2.87	2.80	2.73	2.66
24.0	18.0	2.94	2.87	2.80	2.73	2.66

Model: ARXG09KLLAP

Outdoor temperature		Indoor temperature (°CDB)				
		16.0	18.0	20.0	22.0	24.0
(°CDB)	(°CWB)	TC	TC	TC	TC	TC
-15.0	-16.0	2.53	2.47	2.41	2.35	2.29
-10.0	-11.0	2.87	2.80	2.74	2.67	2.60
-5.0	-7.0	3.06	2.99	2.92	2.84	2.77
0.0	-2.0	3.48	3.39	3.31	3.23	3.15
5.0	3.0	3.78	3.69	3.60	3.51	3.42
7.0	6.0	3.78	3.69	3.60	3.51	3.42
10.0	8.0	3.78	3.69	3.60	3.51	3.42
15.0	10.0	3.78	3.69	3.60	3.51	3.42
20.0	15.0	3.78	3.69	3.60	3.51	3.42
24.0	18.0	3.78	3.69	3.60	3.51	3.42

Model: ARXG12KLLAP

Outdoor temperature		Indoor temperature (°CDB)				
		16.0	18.0	20.0	22.0	24.0
(°CDB)	(°CWB)	TC	TC	TC	TC	TC
-15.0	-16.0	3.38	3.30	3.22	3.14	3.06
-10.0	-11.0	3.83	3.74	3.65	3.56	3.47
-5.0	-7.0	4.08	3.99	3.89	3.79	3.69
0.0	-2.0	4.64	4.53	4.42	4.31	4.20
5.0	3.0	5.04	4.92	4.80	4.68	4.56
7.0	6.0	5.04	4.92	4.80	4.68	4.56
10.0	8.0	5.04	4.92	4.80	4.68	4.56
15.0	10.0	5.04	4.92	4.80	4.68	4.56
20.0	15.0	5.04	4.92	4.80	4.68	4.56
24.0	18.0	5.04	4.92	4.80	4.68	4.56

Model: ARXG14KLLAP

Outdoor temperature		Indoor temperature (°CDB)				
		16.0	18.0	20.0	22.0	24.0
(°CDB)	(°CWB)	TC	TC	TC	TC	TC
-15.0	-16.0	3.94	3.85	3.75	3.66	3.56
-10.0	-11.0	4.47	4.36	4.26	4.15	4.04
-5.0	-7.0	4.76	4.65	4.54	4.42	4.31
0.0	-2.0	5.41	5.28	5.15	5.02	4.89
5.0	3.0	5.88	5.74	5.60	5.46	5.32
7.0	6.0	5.88	5.74	5.60	5.46	5.32
10.0	8.0	5.88	5.74	5.60	5.46	5.32
15.0	10.0	5.88	5.74	5.60	5.46	5.32
20.0	15.0	5.88	5.74	5.60	5.46	5.32
24.0	18.0	5.88	5.74	5.60	5.46	5.32

Model: ARXG18KLLAP

Outdoor temperature		Indoor temperature (°CDB)				
		16.0	18.0	20.0	22.0	24.0
(°CDB)	(°CWB)	TC	TC	TC	TC	TC
-15.0	-16.0	4.66	4.55	4.44	4.32	4.21
-10.0	-11.0	5.28	5.16	5.03	4.91	4.78
-5.0	-7.0	5.63	5.50	5.36	5.23	5.09
0.0	-2.0	6.39	6.24	6.09	5.94	5.79
5.0	3.0	6.95	6.79	6.62	6.45	6.29
7.0	6.0	6.95	6.79	6.62	6.45	6.29
10.0	8.0	6.95	6.79	6.62	6.45	6.29
15.0	10.0	6.95	6.79	6.62	6.45	6.29
20.0	15.0	6.95	6.79	6.62	6.45	6.29
24.0	18.0	6.95	6.79	6.62	6.45	6.29

NOTES:

- TC: Total Capacity (kW)
- Values mentioned in the table are based on the following conditions:
 - Pipe length: 5 m, Height difference: 0 m (Outdoor unit—Indoor unit)

OUTDOOR UNIT
AOHG18-24KBTA3

OUTDOOR UNIT
AOHG18-24KBTA3

● Medium static pressure duct type

Model: ARXH12KMTAP

Outdoor temperature		Indoor temperature (°CDB)				
		16.0	18.0	20.0	22.0	24.0
(°CDB)	(°CWB)	TC	TC	TC	TC	TC
-15.0	-16.0	3.38	3.30	3.22	3.14	3.06
-10.0	-11.0	3.83	3.74	3.65	3.56	3.47
-5.0	-7.0	4.08	3.99	3.89	3.79	3.69
0.0	-2.0	4.64	4.53	4.42	4.31	4.20
5.0	3.0	5.04	4.92	4.80	4.68	4.56
7.0	6.0	5.04	4.92	4.80	4.68	4.56
10.0	8.0	5.04	4.92	4.80	4.68	4.56
15.0	10.0	5.04	4.92	4.80	4.68	4.56
20.0	15.0	5.04	4.92	4.80	4.68	4.56
24.0	18.0	5.04	4.92	4.80	4.68	4.56

Model: ARXH14KMTAP

Outdoor temperature		Indoor temperature (°CDB)				
		16.0	18.0	20.0	22.0	24.0
(°CDB)	(°CWB)	TC	TC	TC	TC	TC
-15.0	-16.0	3.94	3.85	3.75	3.66	3.56
-10.0	-11.0	4.47	4.36	4.26	4.15	4.04
-5.0	-7.0	4.76	4.65	4.54	4.42	4.31
0.0	-2.0	5.41	5.28	5.15	5.02	4.89
5.0	3.0	5.88	5.74	5.60	5.46	5.32
7.0	6.0	5.88	5.74	5.60	5.46	5.32
10.0	8.0	5.88	5.74	5.60	5.46	5.32
15.0	10.0	5.88	5.74	5.60	5.46	5.32
20.0	15.0	5.88	5.74	5.60	5.46	5.32
24.0	18.0	5.88	5.74	5.60	5.46	5.32

Model: ARXH18KMTAP

Outdoor temperature		Indoor temperature (°CDB)				
		16.0	18.0	20.0	22.0	24.0
(°CDB)	(°CWB)	TC	TC	TC	TC	TC
-15.0	-16.0	4.66	4.55	4.44	4.32	4.21
-10.0	-11.0	5.28	5.16	5.03	4.91	4.78
-5.0	-7.0	5.63	5.50	5.36	5.23	5.09
0.0	-2.0	6.39	6.24	6.09	5.94	5.79
5.0	3.0	6.95	6.79	6.62	6.45	6.29
7.0	6.0	6.95	6.79	6.62	6.45	6.29
10.0	8.0	6.95	6.79	6.62	6.45	6.29
15.0	10.0	6.95	6.79	6.62	6.45	6.29
20.0	15.0	6.95	6.79	6.62	6.45	6.29
24.0	18.0	6.95	6.79	6.62	6.45	6.29

NOTES:

- TC: Total Capacity (kW), SHC: Sensible Heat Capacity (kW).
- Values mentioned in the table are based on the following conditions:
 - Pipe length: 5 m, Height difference: 0 m (Outdoor unit—Indoor unit)

● Wall mounted type

Model: ASHG07KMTB

Outdoor temperature		Indoor temperature (°CDB)				
		16.0	18.0	20.0	22.0	24.0
(°CDB)	(°CWB)	TC	TC	TC	TC	TC
-15.0	-16.0	1.97	1.92	1.88	1.83	1.78
-10.0	-11.0	2.23	2.18	2.13	2.07	2.02
-5.0	-7.0	2.38	2.32	2.27	2.21	2.15
0.0	-2.0	2.70	2.64	2.58	2.51	2.45
5.0	3.0	2.94	2.87	2.80	2.73	2.66
7.0	6.0	2.94	2.87	2.80	2.73	2.66
10.0	8.0	2.94	2.87	2.80	2.73	2.66
15.0	10.0	2.94	2.87	2.80	2.73	2.66
20.0	15.0	2.94	2.87	2.80	2.73	2.66
24.0	18.0	2.94	2.87	2.80	2.73	2.66

Model: ASHG09KMTB

Outdoor temperature		Indoor temperature (°CDB)				
		16.0	18.0	20.0	22.0	24.0
(°CDB)	(°CWB)	TC	TC	TC	TC	TC
-15.0	-16.0	2.53	2.47	2.41	2.35	2.29
-10.0	-11.0	2.87	2.80	2.74	2.67	2.60
-5.0	-7.0	3.06	2.99	2.92	2.84	2.77
0.0	-2.0	3.48	3.39	3.31	3.23	3.15
5.0	3.0	3.78	3.69	3.60	3.51	3.42
7.0	6.0	3.78	3.69	3.60	3.51	3.42
10.0	8.0	3.78	3.69	3.60	3.51	3.42
15.0	10.0	3.78	3.69	3.60	3.51	3.42
20.0	15.0	3.78	3.69	3.60	3.51	3.42
24.0	18.0	3.78	3.69	3.60	3.51	3.42

Model: ASHG12KMTB

Outdoor temperature		Indoor temperature (°CDB)				
		16.0	18.0	20.0	22.0	24.0
(°CDB)	(°CWB)	TC	TC	TC	TC	TC
-15.0	-16.0	3.38	3.30	3.22	3.14	3.06
-10.0	-11.0	3.83	3.74	3.65	3.56	3.47
-5.0	-7.0	4.08	3.99	3.89	3.79	3.69
0.0	-2.0	4.64	4.53	4.42	4.31	4.20
5.0	3.0	5.04	4.92	4.80	4.68	4.56
7.0	6.0	5.04	4.92	4.80	4.68	4.56
10.0	8.0	5.04	4.92	4.80	4.68	4.56
15.0	10.0	5.04	4.92	4.80	4.68	4.56
20.0	15.0	5.04	4.92	4.80	4.68	4.56
24.0	18.0	5.04	4.92	4.80	4.68	4.56

Model: ASHG14KMTB

Outdoor temperature		Indoor temperature (°CDB)				
		16.0	18.0	20.0	22.0	24.0
(°CDB)	(°CWB)	TC	TC	TC	TC	TC
-15.0	-16.0	3.94	3.85	3.75	3.66	3.56
-10.0	-11.0	4.47	4.36	4.26	4.15	4.04
-5.0	-7.0	4.76	4.65	4.54	4.42	4.31
0.0	-2.0	5.41	5.28	5.15	5.02	4.89
5.0	3.0	5.88	5.74	5.60	5.46	5.32
7.0	6.0	5.88	5.74	5.60	5.46	5.32
10.0	8.0	5.88	5.74	5.60	5.46	5.32
15.0	10.0	5.88	5.74	5.60	5.46	5.32
20.0	15.0	5.88	5.74	5.60	5.46	5.32
24.0	18.0	5.88	5.74	5.60	5.46	5.32

Model: ASHG07KMCC

Outdoor temperature		Indoor temperature (°CDB)				
		16.0	18.0	20.0	22.0	24.0
(°CDB)	(°CWB)	TC	TC	TC	TC	TC
-15.0	-16.0	1.97	1.92	1.88	1.83	1.78
-10.0	-11.0	2.23	2.18	2.13	2.07	2.02
-5.0	-7.0	2.38	2.32	2.27	2.21	2.15
0.0	-2.0	2.70	2.64	2.58	2.51	2.45
5.0	3.0	2.94	2.87	2.80	2.73	2.66
7.0	6.0	2.94	2.87	2.80	2.73	2.66
10.0	8.0	2.94	2.87	2.80	2.73	2.66
15.0	10.0	2.94	2.87	2.80	2.73	2.66
20.0	15.0	2.94	2.87	2.80	2.73	2.66
24.0	18.0	2.94	2.87	2.80	2.73	2.66

Model: ASHG09KMCC

Outdoor temperature		Indoor temperature (°CDB)				
		16.0	18.0	20.0	22.0	24.0
(°CDB)	(°CWB)	TC	TC	TC	TC	TC
-15.0	-16.0	2.53	2.47	2.41	2.35	2.29
-10.0	-11.0	2.87	2.80	2.74	2.67	2.60
-5.0	-7.0	3.06	2.99	2.92	2.84	2.77
0.0	-2.0	3.48	3.39	3.31	3.23	3.15
5.0	3.0	3.78	3.69	3.60	3.51	3.42
7.0	6.0	3.78	3.69	3.60	3.51	3.42
10.0	8.0	3.78	3.69	3.60	3.51	3.42
15.0	10.0	3.78	3.69	3.60	3.51	3.42
20.0	15.0	3.78	3.69	3.60	3.51	3.42
24.0	18.0	3.78	3.69	3.60	3.51	3.42

Model: ASHG12KMCC

Outdoor temperature		Indoor temperature (°CDB)				
		16.0	18.0	20.0	22.0	24.0
(°CDB)	(°CWB)	TC	TC	TC	TC	TC
-15.0	-16.0	3.38	3.30	3.22	3.14	3.06
-10.0	-11.0	3.83	3.74	3.65	3.56	3.47
-5.0	-7.0	4.08	3.99	3.89	3.79	3.69
0.0	-2.0	4.64	4.53	4.42	4.31	4.20
5.0	3.0	5.04	4.92	4.80	4.68	4.56
7.0	6.0	5.04	4.92	4.80	4.68	4.56
10.0	8.0	5.04	4.92	4.80	4.68	4.56
15.0	10.0	5.04	4.92	4.80	4.68	4.56
20.0	15.0	5.04	4.92	4.80	4.68	4.56
24.0	18.0	5.04	4.92	4.80	4.68	4.56

Model: ASHG14KMCC

Outdoor temperature		Indoor temperature (°CDB)				
		16.0	18.0	20.0	22.0	24.0
(°CDB)	(°CWB)	TC	TC	TC	TC	TC
-15.0	-16.0	3.94	3.85	3.75	3.66	3.56
-10.0	-11.0	4.47	4.36	4.26	4.15	4.04
-5.0	-7.0	4.76	4.65	4.54	4.42	4.31
0.0	-2.0	5.41	5.28	5.15	5.02	4.89
5.0	3.0	5.88	5.74	5.60	5.46	5.32
7.0	6.0	5.88	5.74	5.60	5.46	5.32
10.0	8.0	5.88	5.74	5.60	5.46	5.32
15.0	10.0	5.88	5.74	5.60	5.46	5.32
20.0	15.0	5.88	5.74	5.60	5.46	5.32
24.0	18.0	5.88	5.74	5.60	5.46	5.32

OUTDOOR UNIT
AOHG18-24KBT A3OUTDOOR UNIT
AOHG18-24KBT A3

Model: ASHG07KMCE

Outdoor temperature		Indoor temperature (°CDB)				
		16.0	18.0	20.0	22.0	24.0
(°CDB)	(°CWB)	TC	TC	TC	TC	TC
-15.0	-16.0	1.97	1.92	1.88	1.83	1.78
-10.0	-11.0	2.23	2.18	2.13	2.07	2.02
-5.0	-7.0	2.38	2.32	2.27	2.21	2.15
0.0	-2.0	2.70	2.64	2.58	2.51	2.45
5.0	3.0	2.94	2.87	2.80	2.73	2.66
7.0	6.0	2.94	2.87	2.80	2.73	2.66
10.0	8.0	2.94	2.87	2.80	2.73	2.66
15.0	10.0	2.94	2.87	2.80	2.73	2.66
20.0	15.0	2.94	2.87	2.80	2.73	2.66
24.0	18.0	2.94	2.87	2.80	2.73	2.66

Model: ASHG09KMCE

Outdoor temperature		Indoor temperature (°CDB)				
		16.0	18.0	20.0	22.0	24.0
(°CDB)	(°CWB)	TC	TC	TC	TC	TC
-15.0	-16.0	2.53	2.47	2.41	2.35	2.29
-10.0	-11.0	2.87	2.80	2.74	2.67	2.60
-5.0	-7.0	3.06	2.99	2.92	2.84	2.77
0.0	-2.0	3.48	3.39	3.31	3.23	3.15
5.0	3.0	3.78	3.69	3.60	3.51	3.42
7.0	6.0	3.78	3.69	3.60	3.51	3.42
10.0	8.0	3.78	3.69	3.60	3.51	3.42
15.0	10.0	3.78	3.69	3.60	3.51	3.42
20.0	15.0	3.78	3.69	3.60	3.51	3.42
24.0	18.0	3.78	3.69	3.60	3.51	3.42

Model: ASHG12KMCE

Outdoor temperature		Indoor temperature (°CDB)				
		16.0	18.0	20.0	22.0	24.0
(°CDB)	(°CWB)	TC	TC	TC	TC	TC
-15.0	-16.0	3.38	3.30	3.22	3.14	3.06
-10.0	-11.0	3.83	3.74	3.65	3.56	3.47
-5.0	-7.0	4.08	3.99	3.89	3.79	3.69
0.0	-2.0	4.64	4.53	4.42	4.31	4.20
5.0	3.0	5.04	4.92	4.80	4.68	4.56
7.0	6.0	5.04	4.92	4.80	4.68	4.56
10.0	8.0	5.04	4.92	4.80	4.68	4.56
15.0	10.0	5.04	4.92	4.80	4.68	4.56
20.0	15.0	5.04	4.92	4.80	4.68	4.56
24.0	18.0	5.04	4.92	4.80	4.68	4.56

Model: ASHG14KMCE

Outdoor temperature		Indoor temperature (°CDB)				
		16.0	18.0	20.0	22.0	24.0
(°CDB)	(°CWB)	TC	TC	TC	TC	TC
-15.0	-16.0	3.94	3.85	3.75	3.66	3.56
-10.0	-11.0	4.47	4.36	4.26	4.15	4.04
-5.0	-7.0	4.76	4.65	4.54	4.42	4.31
0.0	-2.0	5.41	5.28	5.15	5.02	4.89
5.0	3.0	5.88	5.74	5.60	5.46	5.32
7.0	6.0	5.88	5.74	5.60	5.46	5.32
10.0	8.0	5.88	5.74	5.60	5.46	5.32
15.0	10.0	5.88	5.74	5.60	5.46	5.32
20.0	15.0	5.88	5.74	5.60	5.46	5.32
24.0	18.0	5.88	5.74	5.60	5.46	5.32

OUTDOOR UNIT
AOHG18-24KBT A3OUTDOOR UNIT
AOHG18-24KBT A3

Model: ASHG07KMCF

Outdoor temperature		Indoor temperature (°CDB)				
		16.0	18.0	20.0	22.0	24.0
(°CDB)	(°CWB)	TC	TC	TC	TC	TC
-15.0	-16.0	1.97	1.92	1.88	1.83	1.78
-10.0	-11.0	2.23	2.18	2.13	2.07	2.02
-5.0	-7.0	2.38	2.32	2.27	2.21	2.15
0.0	-2.0	2.70	2.64	2.58	2.51	2.45
5.0	3.0	2.94	2.87	2.80	2.73	2.66
7.0	6.0	2.94	2.87	2.80	2.73	2.66
10.0	8.0	2.94	2.87	2.80	2.73	2.66
15.0	10.0	2.94	2.87	2.80	2.73	2.66
20.0	15.0	2.94	2.87	2.80	2.73	2.66
24.0	18.0	2.94	2.87	2.80	2.73	2.66

Model: ASHG09KMCF

Outdoor temperature		Indoor temperature (°CDB)				
		16.0	18.0	20.0	22.0	24.0
(°CDB)	(°CWB)	TC	TC	TC	TC	TC
-15.0	-16.0	2.53	2.47	2.41	2.35	2.29
-10.0	-11.0	2.87	2.80	2.74	2.67	2.60
-5.0	-7.0	3.06	2.99	2.92	2.84	2.77
0.0	-2.0	3.48	3.39	3.31	3.23	3.15
5.0	3.0	3.78	3.69	3.60	3.51	3.42
7.0	6.0	3.78	3.69	3.60	3.51	3.42
10.0	8.0	3.78	3.69	3.60	3.51	3.42
15.0	10.0	3.78	3.69	3.60	3.51	3.42
20.0	15.0	3.78	3.69	3.60	3.51	3.42
24.0	18.0	3.78	3.69	3.60	3.51	3.42

Model: ASHG12KMCF

Outdoor temperature		Indoor temperature (°CDB)				
		16.0	18.0	20.0	22.0	24.0
(°CDB)	(°CWB)	TC	TC	TC	TC	TC
-15.0	-16.0	3.38	3.30	3.22	3.14	3.06
-10.0	-11.0	3.83	3.74	3.65	3.56	3.47
-5.0	-7.0	4.08	3.99	3.89	3.79	3.69
0.0	-2.0	4.64	4.53	4.42	4.31	4.20
5.0	3.0	5.04	4.92	4.80	4.68	4.56
7.0	6.0	5.04	4.92	4.80	4.68	4.56
10.0	8.0	5.04	4.92	4.80	4.68	4.56
15.0	10.0	5.04	4.92	4.80	4.68	4.56
20.0	15.0	5.04	4.92	4.80	4.68	4.56
24.0	18.0	5.04	4.92	4.80	4.68	4.56

Model: ASHG14KMCF

Outdoor temperature		Indoor temperature (°CDB)				
		16.0	18.0	20.0	22.0	24.0
(°CDB)	(°CWB)	TC	TC	TC	TC	TC
-15.0	-16.0	3.94	3.85	3.75	3.66	3.56
-10.0	-11.0	4.47	4.36	4.26	4.15	4.04
-5.0	-7.0	4.76	4.65	4.54	4.42	4.31
0.0	-2.0	5.41	5.28	5.15	5.02	4.89
5.0	3.0	5.88	5.74	5.60	5.46	5.32
7.0	6.0	5.88	5.74	5.60	5.46	5.32
10.0	8.0	5.88	5.74	5.60	5.46	5.32
15.0	10.0	5.88	5.74	5.60	5.46	5.32
20.0	15.0	5.88	5.74	5.60	5.46	5.32
24.0	18.0	5.88	5.74	5.60	5.46	5.32

OUTDOOR UNIT
AOHG18-24KBT A3OUTDOOR UNIT
AOHG18-24KBT A3

Model: ASHH07KMCG, ASHH07KMCG-B

Outdoor temperature		Indoor temperature (°CDB)				
		16.0	18.0	20.0	22.0	24.0
(°CDB)	(°CWB)	TC	TC	TC	TC	TC
-15.0	-16.0	1.54	1.50	1.46	1.43	1.39
-10.0	-11.0	1.91	1.87	1.82	1.78	1.73
-5.0	-7.0	2.27	2.22	2.17	2.11	2.06
0.0	-2.0	2.68	2.61	2.55	2.48	2.42
5.0	3.0	2.94	2.87	2.80	2.73	2.66
7.0	6.0	2.94	2.87	2.80	2.73	2.66
10.0	8.0	2.94	2.87	2.80	2.73	2.66
15.0	10.0	2.94	2.87	2.80	2.73	2.66
20.0	15.0	2.94	2.87	2.80	2.73	2.66
24.0	18.0	2.94	2.87	2.80	2.73	2.66

Model: ASHH09KMCG, ASHH09KMCG-B

Outdoor temperature		Indoor temperature (°CDB)				
		16.0	18.0	20.0	22.0	24.0
(°CDB)	(°CWB)	TC	TC	TC	TC	TC
-15.0	-16.0	1.97	1.93	1.88	1.83	1.79
-10.0	-11.0	2.46	2.40	2.34	2.28	2.22
-5.0	-7.0	2.92	2.86	2.79	2.72	2.65
0.0	-2.0	3.44	3.36	3.28	3.19	3.11
5.0	3.0	3.78	3.69	3.60	3.51	3.42
7.0	6.0	3.78	3.69	3.60	3.51	3.42
10.0	8.0	3.78	3.69	3.60	3.51	3.42
15.0	10.0	3.78	3.69	3.60	3.51	3.42
20.0	15.0	3.78	3.69	3.60	3.51	3.42
24.0	18.0	3.78	3.69	3.60	3.51	3.42

Model: ASHH12KMCG, ASHH12KMCG-B

Outdoor temperature		Indoor temperature (°CDB)				
		16.0	18.0	20.0	22.0	24.0
(°CDB)	(°CWB)	TC	TC	TC	TC	TC
-15.0	-16.0	2.63	2.57	2.51	2.44	2.38
-10.0	-11.0	3.28	3.20	3.12	3.04	2.97
-5.0	-7.0	3.90	3.81	3.71	3.62	3.53
0.0	-2.0	4.59	4.48	4.37	4.26	4.15
5.0	3.0	5.04	4.92	4.80	4.68	4.56
7.0	6.0	5.04	4.92	4.80	4.68	4.56
10.0	8.0	5.04	4.92	4.80	4.68	4.56
15.0	10.0	5.04	4.92	4.80	4.68	4.56
20.0	15.0	5.04	4.92	4.80	4.68	4.56
24.0	18.0	5.04	4.92	4.80	4.68	4.56

Model: ASHH14KMCG, ASHH14KMCG-B

Outdoor temperature		Indoor temperature (°CDB)				
		16.0	18.0	20.0	22.0	24.0
(°CDB)	(°CWB)	TC	TC	TC	TC	TC
-15.0	-16.0	3.07	3.00	2.93	2.85	2.78
-10.0	-11.0	3.82	3.73	3.64	3.55	3.46
-5.0	-7.0	4.55	4.44	4.33	4.22	4.12
0.0	-2.0	5.35	5.22	5.10	4.97	4.84
5.0	3.0	5.88	5.74	5.60	5.46	5.32
7.0	6.0	5.88	5.74	5.60	5.46	5.32
10.0	8.0	5.88	5.74	5.60	5.46	5.32
15.0	10.0	5.88	5.74	5.60	5.46	5.32
20.0	15.0	5.88	5.74	5.60	5.46	5.32
24.0	18.0	5.88	5.74	5.60	5.46	5.32

OUTDOOR UNIT
AOHG18-24KBT A3OUTDOOR UNIT
AOHG18-24KBT A3

Model: ASHH07KMCH, ASHH07KMCH-B

Outdoor temperature		Indoor temperature (°CDB)				
		16.0	18.0	20.0	22.0	24.0
(°CDB)	(°CWB)	TC	TC	TC	TC	TC
-15.0	-16.0	1.54	1.50	1.46	1.43	1.39
-10.0	-11.0	1.91	1.87	1.82	1.78	1.73
-5.0	-7.0	2.27	2.22	2.17	2.11	2.06
0.0	-2.0	2.68	2.61	2.55	2.48	2.42
5.0	3.0	2.94	2.87	2.80	2.73	2.66
7.0	6.0	2.94	2.87	2.80	2.73	2.66
10.0	8.0	2.94	2.87	2.80	2.73	2.66
15.0	10.0	2.94	2.87	2.80	2.73	2.66
20.0	15.0	2.94	2.87	2.80	2.73	2.66
24.0	18.0	2.94	2.87	2.80	2.73	2.66

Model: ASHH09KMCH, ASHH09KMCH-B

Outdoor temperature		Indoor temperature (°CDB)				
		16.0	18.0	20.0	22.0	24.0
(°CDB)	(°CWB)	TC	TC	TC	TC	TC
-15.0	-16.0	1.97	1.93	1.88	1.83	1.79
-10.0	-11.0	2.46	2.40	2.34	2.28	2.22
-5.0	-7.0	2.92	2.86	2.79	2.72	2.65
0.0	-2.0	3.44	3.36	3.28	3.19	3.11
5.0	3.0	3.78	3.69	3.60	3.51	3.42
7.0	6.0	3.78	3.69	3.60	3.51	3.42
10.0	8.0	3.78	3.69	3.60	3.51	3.42
15.0	10.0	3.78	3.69	3.60	3.51	3.42
20.0	15.0	3.78	3.69	3.60	3.51	3.42
24.0	18.0	3.78	3.69	3.60	3.51	3.42

Model: ASHH12KMCH, ASHH12KMCH-B

Outdoor temperature		Indoor temperature (°CDB)				
		16.0	18.0	20.0	22.0	24.0
(°CDB)	(°CWB)	TC	TC	TC	TC	TC
-15.0	-16.0	2.63	2.57	2.51	2.44	2.38
-10.0	-11.0	3.28	3.20	3.12	3.04	2.97
-5.0	-7.0	3.90	3.81	3.71	3.62	3.53
0.0	-2.0	4.59	4.48	4.37	4.26	4.15
5.0	3.0	5.04	4.92	4.80	4.68	4.56
7.0	6.0	5.04	4.92	4.80	4.68	4.56
10.0	8.0	5.04	4.92	4.80	4.68	4.56
15.0	10.0	5.04	4.92	4.80	4.68	4.56
20.0	15.0	5.04	4.92	4.80	4.68	4.56
24.0	18.0	5.04	4.92	4.80	4.68	4.56

Model: ASHH14KMCH, ASHH14KMCH-B

Outdoor temperature		Indoor temperature (°CDB)				
		16.0	18.0	20.0	22.0	24.0
(°CDB)	(°CWB)	TC	TC	TC	TC	TC
-15.0	-16.0	3.07	3.00	2.93	2.85	2.78
-10.0	-11.0	3.82	3.73	3.64	3.55	3.46
-5.0	-7.0	4.55	4.44	4.33	4.22	4.12
0.0	-2.0	5.35	5.22	5.10	4.97	4.84
5.0	3.0	5.88	5.74	5.60	5.46	5.32
7.0	6.0	5.88	5.74	5.60	5.46	5.32
10.0	8.0	5.88	5.74	5.60	5.46	5.32
15.0	10.0	5.88	5.74	5.60	5.46	5.32
20.0	15.0	5.88	5.74	5.60	5.46	5.32
24.0	18.0	5.88	5.74	5.60	5.46	5.32

OUTDOOR UNIT
AOHG18-24KBT A3OUTDOOR UNIT
AOHG18-24KBT A3

Model: ASHG07KETA, ASHG07KETA-B

Outdoor temperature		Indoor temperature (°CDB)				
		16.0	18.0	20.0	22.0	24.0
(°CDB)	(°CWB)	TC	TC	TC	TC	TC
-15.0	-16.0	1.97	1.92	1.88	1.83	1.78
-10.0	-11.0	2.23	2.18	2.13	2.07	2.02
-5.0	-7.0	2.38	2.32	2.27	2.21	2.15
0.0	-2.0	2.70	2.64	2.58	2.51	2.45
5.0	3.0	2.94	2.87	2.80	2.73	2.66
7.0	6.0	2.94	2.87	2.80	2.73	2.66
10.0	8.0	2.94	2.87	2.80	2.73	2.66
15.0	10.0	2.94	2.87	2.80	2.73	2.66
20.0	15.0	2.94	2.87	2.80	2.73	2.66
24.0	18.0	2.94	2.87	2.80	2.73	2.66

Model: ASHG09KETA, ASHG09KETA-B

Outdoor temperature		Indoor temperature (°CDB)				
		16.0	18.0	20.0	22.0	24.0
(°CDB)	(°CWB)	TC	TC	TC	TC	TC
-15.0	-16.0	2.53	2.47	2.41	2.35	2.29
-10.0	-11.0	2.87	2.80	2.74	2.67	2.60
-5.0	-7.0	3.06	2.99	2.92	2.84	2.77
0.0	-2.0	3.48	3.39	3.31	3.23	3.15
5.0	3.0	3.78	3.69	3.60	3.51	3.42
7.0	6.0	3.78	3.69	3.60	3.51	3.42
10.0	8.0	3.78	3.69	3.60	3.51	3.42
15.0	10.0	3.78	3.69	3.60	3.51	3.42
20.0	15.0	3.78	3.69	3.60	3.51	3.42
24.0	18.0	3.78	3.69	3.60	3.51	3.42

Model: ASHG12KETA, ASHG12KETA-B

Outdoor temperature		Indoor temperature (°CDB)				
		16.0	18.0	20.0	22.0	24.0
(°CDB)	(°CWB)	TC	TC	TC	TC	TC
-15.0	-16.0	3.38	3.30	3.22	3.14	3.06
-10.0	-11.0	3.83	3.74	3.65	3.56	3.47
-5.0	-7.0	4.08	3.99	3.89	3.79	3.69
0.0	-2.0	4.64	4.53	4.42	4.31	4.20
5.0	3.0	5.04	4.92	4.80	4.68	4.56
7.0	6.0	5.04	4.92	4.80	4.68	4.56
10.0	8.0	5.04	4.92	4.80	4.68	4.56
15.0	10.0	5.04	4.92	4.80	4.68	4.56
20.0	15.0	5.04	4.92	4.80	4.68	4.56
24.0	18.0	5.04	4.92	4.80	4.68	4.56

Model: ASHG14KETA, ASHG14KETA-B

Outdoor temperature		Indoor temperature (°CDB)				
		16.0	18.0	20.0	22.0	24.0
(°CDB)	(°CWB)	TC	TC	TC	TC	TC
-15.0	-16.0	3.94	3.85	3.75	3.66	3.56
-10.0	-11.0	4.47	4.36	4.26	4.15	4.04
-5.0	-7.0	4.76	4.65	4.54	4.42	4.31
0.0	-2.0	5.41	5.28	5.15	5.02	4.89
5.0	3.0	5.88	5.74	5.60	5.46	5.32
7.0	6.0	5.88	5.74	5.60	5.46	5.32
10.0	8.0	5.88	5.74	5.60	5.46	5.32
15.0	10.0	5.88	5.74	5.60	5.46	5.32
20.0	15.0	5.88	5.74	5.60	5.46	5.32
24.0	18.0	5.88	5.74	5.60	5.46	5.32

OUTDOOR UNIT
AOHG18-24KBT A3OUTDOOR UNIT
AOHG18-24KBT A3

Model: ASHG07KETE, ASHG07KETE-B

Outdoor temperature		Indoor temperature (°CDB)				
		16.0	18.0	20.0	22.0	24.0
(°CDB)	(°CWB)	TC	TC	TC	TC	TC
-15.0	-16.0	1.97	1.92	1.88	1.83	1.78
-10.0	-11.0	2.23	2.18	2.13	2.07	2.02
-5.0	-7.0	2.38	2.32	2.27	2.21	2.15
0.0	-2.0	2.70	2.64	2.58	2.51	2.45
5.0	3.0	2.94	2.87	2.80	2.73	2.66
7.0	6.0	2.94	2.87	2.80	2.73	2.66
10.0	8.0	2.94	2.87	2.80	2.73	2.66
15.0	10.0	2.94	2.87	2.80	2.73	2.66
20.0	15.0	2.94	2.87	2.80	2.73	2.66
24.0	18.0	2.94	2.87	2.80	2.73	2.66

Model: ASHG09KETE, ASHG09KETE-B

Outdoor temperature		Indoor temperature (°CDB)				
		16.0	18.0	20.0	22.0	24.0
(°CDB)	(°CWB)	TC	TC	TC	TC	TC
-15.0	-16.0	2.53	2.47	2.41	2.35	2.29
-10.0	-11.0	2.87	2.80	2.74	2.67	2.60
-5.0	-7.0	3.06	2.99	2.92	2.84	2.77
0.0	-2.0	3.48	3.39	3.31	3.23	3.15
5.0	3.0	3.78	3.69	3.60	3.51	3.42
7.0	6.0	3.78	3.69	3.60	3.51	3.42
10.0	8.0	3.78	3.69	3.60	3.51	3.42
15.0	10.0	3.78	3.69	3.60	3.51	3.42
20.0	15.0	3.78	3.69	3.60	3.51	3.42
24.0	18.0	3.78	3.69	3.60	3.51	3.42

Model: ASHG12KETE, ASHG12KETE-B

Outdoor temperature		Indoor temperature (°CDB)				
		16.0	18.0	20.0	22.0	24.0
(°CDB)	(°CWB)	TC	TC	TC	TC	TC
-15.0	-16.0	3.38	3.30	3.22	3.14	3.06
-10.0	-11.0	3.83	3.74	3.65	3.56	3.47
-5.0	-7.0	4.08	3.99	3.89	3.79	3.69
0.0	-2.0	4.64	4.53	4.42	4.31	4.20
5.0	3.0	5.04	4.92	4.80	4.68	4.56
7.0	6.0	5.04	4.92	4.80	4.68	4.56
10.0	8.0	5.04	4.92	4.80	4.68	4.56
15.0	10.0	5.04	4.92	4.80	4.68	4.56
20.0	15.0	5.04	4.92	4.80	4.68	4.56
24.0	18.0	5.04	4.92	4.80	4.68	4.56

Model: ASHG14KETE, ASHG14KETE-B

Outdoor temperature		Indoor temperature (°CDB)				
		16.0	18.0	20.0	22.0	24.0
(°CDB)	(°CWB)	TC	TC	TC	TC	TC
-15.0	-16.0	3.94	3.85	3.75	3.66	3.56
-10.0	-11.0	4.47	4.36	4.26	4.15	4.04
-5.0	-7.0	4.76	4.65	4.54	4.42	4.31
0.0	-2.0	5.41	5.28	5.15	5.02	4.89
5.0	3.0	5.88	5.74	5.60	5.46	5.32
7.0	6.0	5.88	5.74	5.60	5.46	5.32
10.0	8.0	5.88	5.74	5.60	5.46	5.32
15.0	10.0	5.88	5.74	5.60	5.46	5.32
20.0	15.0	5.88	5.74	5.60	5.46	5.32
24.0	18.0	5.88	5.74	5.60	5.46	5.32

OUTDOOR UNIT
AOHG18-24KBT A3OUTDOOR UNIT
AOHG18-24KBT A3

Model: ASHG07KETF, ASHG07KETF-B

Outdoor temperature		Indoor temperature (°CDB)				
		16.0	18.0	20.0	22.0	24.0
(°CDB)	(°CWB)	TC	TC	TC	TC	TC
-15.0	-16.0	1.97	1.92	1.88	1.83	1.78
-10.0	-11.0	2.23	2.18	2.13	2.07	2.02
-5.0	-7.0	2.38	2.32	2.27	2.21	2.15
0.0	-2.0	2.70	2.64	2.58	2.51	2.45
5.0	3.0	2.94	2.87	2.80	2.73	2.66
7.0	6.0	2.94	2.87	2.80	2.73	2.66
10.0	8.0	2.94	2.87	2.80	2.73	2.66
15.0	10.0	2.94	2.87	2.80	2.73	2.66
20.0	15.0	2.94	2.87	2.80	2.73	2.66
24.0	18.0	2.94	2.87	2.80	2.73	2.66

Model: ASHG09KETF, ASHG09KETF-B

Outdoor temperature		Indoor temperature (°CDB)				
		16.0	18.0	20.0	22.0	24.0
(°CDB)	(°CWB)	TC	TC	TC	TC	TC
-15.0	-16.0	2.53	2.47	2.41	2.35	2.29
-10.0	-11.0	2.87	2.80	2.74	2.67	2.60
-5.0	-7.0	3.06	2.99	2.92	2.84	2.77
0.0	-2.0	3.48	3.39	3.31	3.23	3.15
5.0	3.0	3.78	3.69	3.60	3.51	3.42
7.0	6.0	3.78	3.69	3.60	3.51	3.42
10.0	8.0	3.78	3.69	3.60	3.51	3.42
15.0	10.0	3.78	3.69	3.60	3.51	3.42
20.0	15.0	3.78	3.69	3.60	3.51	3.42
24.0	18.0	3.78	3.69	3.60	3.51	3.42

Model: ASHG12KETF, ASHG12KETF-B

Outdoor temperature		Indoor temperature (°CDB)				
		16.0	18.0	20.0	22.0	24.0
(°CDB)	(°CWB)	TC	TC	TC	TC	TC
-15.0	-16.0	3.38	3.30	3.22	3.14	3.06
-10.0	-11.0	3.83	3.74	3.65	3.56	3.47
-5.0	-7.0	4.08	3.99	3.89	3.79	3.69
0.0	-2.0	4.64	4.53	4.42	4.31	4.20
5.0	3.0	5.04	4.92	4.80	4.68	4.56
7.0	6.0	5.04	4.92	4.80	4.68	4.56
10.0	8.0	5.04	4.92	4.80	4.68	4.56
15.0	10.0	5.04	4.92	4.80	4.68	4.56
20.0	15.0	5.04	4.92	4.80	4.68	4.56
24.0	18.0	5.04	4.92	4.80	4.68	4.56

Model: ASHG14KETF, ASHG14KETF-B

Outdoor temperature		Indoor temperature (°CDB)				
		16.0	18.0	20.0	22.0	24.0
(°CDB)	(°CWB)	TC	TC	TC	TC	TC
-15.0	-16.0	3.94	3.85	3.75	3.66	3.56
-10.0	-11.0	4.47	4.36	4.26	4.15	4.04
-5.0	-7.0	4.76	4.65	4.54	4.42	4.31
0.0	-2.0	5.41	5.28	5.15	5.02	4.89
5.0	3.0	5.88	5.74	5.60	5.46	5.32
7.0	6.0	5.88	5.74	5.60	5.46	5.32
10.0	8.0	5.88	5.74	5.60	5.46	5.32
15.0	10.0	5.88	5.74	5.60	5.46	5.32
20.0	15.0	5.88	5.74	5.60	5.46	5.32
24.0	18.0	5.88	5.74	5.60	5.46	5.32

OUTDOOR UNIT
AOHG18-24KBT A3OUTDOOR UNIT
AOHG18-24KBT A3

Model: ASHG07KGTB

Outdoor temperature		Indoor temperature (°CDB)				
		16.0	18.0	20.0	22.0	24.0
(°CDB)	(°CWB)	TC	TC	TC	TC	TC
-15.0	-16.0	1.97	1.92	1.88	1.83	1.78
-10.0	-11.0	2.23	2.18	2.13	2.07	2.02
-5.0	-7.0	2.38	2.32	2.27	2.21	2.15
0.0	-2.0	2.70	2.64	2.58	2.51	2.45
5.0	3.0	2.94	2.87	2.80	2.73	2.66
7.0	6.0	2.94	2.87	2.80	2.73	2.66
10.0	8.0	2.94	2.87	2.80	2.73	2.66
15.0	10.0	2.94	2.87	2.80	2.73	2.66
20.0	15.0	2.94	2.87	2.80	2.73	2.66
24.0	18.0	2.94	2.87	2.80	2.73	2.66

Model: ASHG09KGTB

Outdoor temperature		Indoor temperature (°CDB)				
		16.0	18.0	20.0	22.0	24.0
(°CDB)	(°CWB)	TC	TC	TC	TC	TC
-15.0	-16.0	2.53	2.47	2.41	2.35	2.29
-10.0	-11.0	2.87	2.80	2.74	2.67	2.60
-5.0	-7.0	3.06	2.99	2.92	2.84	2.77
0.0	-2.0	3.48	3.39	3.31	3.23	3.15
5.0	3.0	3.78	3.69	3.60	3.51	3.42
7.0	6.0	3.78	3.69	3.60	3.51	3.42
10.0	8.0	3.78	3.69	3.60	3.51	3.42
15.0	10.0	3.78	3.69	3.60	3.51	3.42
20.0	15.0	3.78	3.69	3.60	3.51	3.42
24.0	18.0	3.78	3.69	3.60	3.51	3.42

Model: ASHG12KGTB

Outdoor temperature		Indoor temperature (°CDB)				
		16.0	18.0	20.0	22.0	24.0
(°CDB)	(°CWB)	TC	TC	TC	TC	TC
-15.0	-16.0	3.38	3.30	3.22	3.14	3.06
-10.0	-11.0	3.83	3.74	3.65	3.56	3.47
-5.0	-7.0	4.08	3.99	3.89	3.79	3.69
0.0	-2.0	4.64	4.53	4.42	4.31	4.20
5.0	3.0	5.04	4.92	4.80	4.68	4.56
7.0	6.0	5.04	4.92	4.80	4.68	4.56
10.0	8.0	5.04	4.92	4.80	4.68	4.56
15.0	10.0	5.04	4.92	4.80	4.68	4.56
20.0	15.0	5.04	4.92	4.80	4.68	4.56
24.0	18.0	5.04	4.92	4.80	4.68	4.56

Model: ASHG14KGTB

Outdoor temperature		Indoor temperature (°CDB)				
		16.0	18.0	20.0	22.0	24.0
(°CDB)	(°CWB)	TC	TC	TC	TC	TC
-15.0	-16.0	3.94	3.85	3.75	3.66	3.56
-10.0	-11.0	4.47	4.36	4.26	4.15	4.04
-5.0	-7.0	4.76	4.65	4.54	4.42	4.31
0.0	-2.0	5.41	5.28	5.15	5.02	4.89
5.0	3.0	5.88	5.74	5.60	5.46	5.32
7.0	6.0	5.88	5.74	5.60	5.46	5.32
10.0	8.0	5.88	5.74	5.60	5.46	5.32
15.0	10.0	5.88	5.74	5.60	5.46	5.32
20.0	15.0	5.88	5.74	5.60	5.46	5.32
24.0	18.0	5.88	5.74	5.60	5.46	5.32

OUTDOOR UNIT
AOHG18-24KBT A3OUTDOOR UNIT
AOHG18-24KBT A3

Model: ASHG07KGTE

Outdoor temperature		Indoor temperature (°CDB)				
		16.0	18.0	20.0	22.0	24.0
(°CDB)	(°CWB)	TC	TC	TC	TC	TC
-15.0	-16.0	1.97	1.92	1.88	1.83	1.78
-10.0	-11.0	2.23	2.18	2.13	2.07	2.02
-5.0	-7.0	2.38	2.32	2.27	2.21	2.15
0.0	-2.0	2.70	2.64	2.58	2.51	2.45
5.0	3.0	2.94	2.87	2.80	2.73	2.66
7.0	6.0	2.94	2.87	2.80	2.73	2.66
10.0	8.0	2.94	2.87	2.80	2.73	2.66
15.0	10.0	2.94	2.87	2.80	2.73	2.66
20.0	15.0	2.94	2.87	2.80	2.73	2.66
24.0	18.0	2.94	2.87	2.80	2.73	2.66

Model: ASHG09KGTE

Outdoor temperature		Indoor temperature (°CDB)				
		16.0	18.0	20.0	22.0	24.0
(°CDB)	(°CWB)	TC	TC	TC	TC	TC
-15.0	-16.0	2.53	2.47	2.41	2.35	2.29
-10.0	-11.0	2.87	2.80	2.74	2.67	2.60
-5.0	-7.0	3.06	2.99	2.92	2.84	2.77
0.0	-2.0	3.48	3.39	3.31	3.23	3.15
5.0	3.0	3.78	3.69	3.60	3.51	3.42
7.0	6.0	3.78	3.69	3.60	3.51	3.42
10.0	8.0	3.78	3.69	3.60	3.51	3.42
15.0	10.0	3.78	3.69	3.60	3.51	3.42
20.0	15.0	3.78	3.69	3.60	3.51	3.42
24.0	18.0	3.78	3.69	3.60	3.51	3.42

Model: ASHG12KGTE

Outdoor temperature		Indoor temperature (°CDB)				
		16.0	18.0	20.0	22.0	24.0
(°CDB)	(°CWB)	TC	TC	TC	TC	TC
-15.0	-16.0	3.38	3.30	3.22	3.14	3.06
-10.0	-11.0	3.83	3.74	3.65	3.56	3.47
-5.0	-7.0	4.08	3.99	3.89	3.79	3.69
0.0	-2.0	4.64	4.53	4.42	4.31	4.20
5.0	3.0	5.04	4.92	4.80	4.68	4.56
7.0	6.0	5.04	4.92	4.80	4.68	4.56
10.0	8.0	5.04	4.92	4.80	4.68	4.56
15.0	10.0	5.04	4.92	4.80	4.68	4.56
20.0	15.0	5.04	4.92	4.80	4.68	4.56
24.0	18.0	5.04	4.92	4.80	4.68	4.56

Model: ASHG14KGTE

Outdoor temperature		Indoor temperature (°CDB)				
		16.0	18.0	20.0	22.0	24.0
(°CDB)	(°CWB)	TC	TC	TC	TC	TC
-15.0	-16.0	3.94	3.85	3.75	3.66	3.56
-10.0	-11.0	4.47	4.36	4.26	4.15	4.04
-5.0	-7.0	4.76	4.65	4.54	4.42	4.31
0.0	-2.0	5.41	5.28	5.15	5.02	4.89
5.0	3.0	5.88	5.74	5.60	5.46	5.32
7.0	6.0	5.88	5.74	5.60	5.46	5.32
10.0	8.0	5.88	5.74	5.60	5.46	5.32
15.0	10.0	5.88	5.74	5.60	5.46	5.32
20.0	15.0	5.88	5.74	5.60	5.46	5.32
24.0	18.0	5.88	5.74	5.60	5.46	5.32

OUTDOOR UNIT
AOHG18-24KBT A3OUTDOOR UNIT
AOHG18-24KBT A3

Model: ASHG07KGTF

Outdoor temperature		Indoor temperature (°CDB)				
		16.0	18.0	20.0	22.0	24.0
(°CDB)	(°CWB)	TC	TC	TC	TC	TC
-15.0	-16.0	1.97	1.92	1.88	1.83	1.78
-10.0	-11.0	2.23	2.18	2.13	2.07	2.02
-5.0	-7.0	2.38	2.32	2.27	2.21	2.15
0.0	-2.0	2.70	2.64	2.58	2.51	2.45
5.0	3.0	2.94	2.87	2.80	2.73	2.66
7.0	6.0	2.94	2.87	2.80	2.73	2.66
10.0	8.0	2.94	2.87	2.80	2.73	2.66
15.0	10.0	2.94	2.87	2.80	2.73	2.66
20.0	15.0	2.94	2.87	2.80	2.73	2.66
24.0	18.0	2.94	2.87	2.80	2.73	2.66

Model: ASHG09KGTF

Outdoor temperature		Indoor temperature (°CDB)				
		16.0	18.0	20.0	22.0	24.0
(°CDB)	(°CWB)	TC	TC	TC	TC	TC
-15.0	-16.0	2.53	2.47	2.41	2.35	2.29
-10.0	-11.0	2.87	2.80	2.74	2.67	2.60
-5.0	-7.0	3.06	2.99	2.92	2.84	2.77
0.0	-2.0	3.48	3.39	3.31	3.23	3.15
5.0	3.0	3.78	3.69	3.60	3.51	3.42
7.0	6.0	3.78	3.69	3.60	3.51	3.42
10.0	8.0	3.78	3.69	3.60	3.51	3.42
15.0	10.0	3.78	3.69	3.60	3.51	3.42
20.0	15.0	3.78	3.69	3.60	3.51	3.42
24.0	18.0	3.78	3.69	3.60	3.51	3.42

Model: ASHG12KGTF

Outdoor temperature		Indoor temperature (°CDB)				
		16.0	18.0	20.0	22.0	24.0
(°CDB)	(°CWB)	TC	TC	TC	TC	TC
-15.0	-16.0	3.38	3.30	3.22	3.14	3.06
-10.0	-11.0	3.83	3.74	3.65	3.56	3.47
-5.0	-7.0	4.08	3.99	3.89	3.79	3.69
0.0	-2.0	4.64	4.53	4.42	4.31	4.20
5.0	3.0	5.04	4.92	4.80	4.68	4.56
7.0	6.0	5.04	4.92	4.80	4.68	4.56
10.0	8.0	5.04	4.92	4.80	4.68	4.56
15.0	10.0	5.04	4.92	4.80	4.68	4.56
20.0	15.0	5.04	4.92	4.80	4.68	4.56
24.0	18.0	5.04	4.92	4.80	4.68	4.56

Model: ASHG14KGTF

Outdoor temperature		Indoor temperature (°CDB)				
		16.0	18.0	20.0	22.0	24.0
(°CDB)	(°CWB)	TC	TC	TC	TC	TC
-15.0	-16.0	3.94	3.85	3.75	3.66	3.56
-10.0	-11.0	4.47	4.36	4.26	4.15	4.04
-5.0	-7.0	4.76	4.65	4.54	4.42	4.31
0.0	-2.0	5.41	5.28	5.15	5.02	4.89
5.0	3.0	5.88	5.74	5.60	5.46	5.32
7.0	6.0	5.88	5.74	5.60	5.46	5.32
10.0	8.0	5.88	5.74	5.60	5.46	5.32
15.0	10.0	5.88	5.74	5.60	5.46	5.32
20.0	15.0	5.88	5.74	5.60	5.46	5.32
24.0	18.0	5.88	5.74	5.60	5.46	5.32

OUTDOOR UNIT
AOHG18-24KBTA3OUTDOOR UNIT
AOHG18-24KBTA3

Model: ASHH07KGTG

Outdoor temperature		Indoor temperature (°CDB)				
		16.0	18.0	20.0	22.0	24.0
(°CDB)	(°CWB)	TC	TC	TC	TC	TC
-15.0	-16.0	1.54	1.50	1.46	1.43	1.39
-10.0	-11.0	1.91	1.87	1.82	1.78	1.73
-5.0	-7.0	2.27	2.22	2.17	2.11	2.06
0.0	-2.0	2.68	2.61	2.55	2.48	2.42
5.0	3.0	2.94	2.87	2.80	2.73	2.66
7.0	6.0	2.94	2.87	2.80	2.73	2.66
10.0	8.0	2.94	2.87	2.80	2.73	2.66
15.0	10.0	2.94	2.87	2.80	2.73	2.66
20.0	15.0	2.94	2.87	2.80	2.73	2.66
24.0	18.0	2.94	2.87	2.80	2.73	2.66

Model: ASHH09KGTG

Outdoor temperature		Indoor temperature (°CDB)				
		16.0	18.0	20.0	22.0	24.0
(°CDB)	(°CWB)	TC	TC	TC	TC	TC
-15.0	-16.0	1.97	1.93	1.88	1.83	1.79
-10.0	-11.0	2.46	2.40	2.34	2.28	2.22
-5.0	-7.0	2.92	2.86	2.79	2.72	2.65
0.0	-2.0	3.44	3.36	3.28	3.19	3.11
5.0	3.0	3.78	3.69	3.60	3.51	3.42
7.0	6.0	3.78	3.69	3.60	3.51	3.42
10.0	8.0	3.78	3.69	3.60	3.51	3.42
15.0	10.0	3.78	3.69	3.60	3.51	3.42
20.0	15.0	3.78	3.69	3.60	3.51	3.42
24.0	18.0	3.78	3.69	3.60	3.51	3.42

Model: ASHH12KGTG

Outdoor temperature		Indoor temperature (°CDB)				
		16.0	18.0	20.0	22.0	24.0
(°CDB)	(°CWB)	TC	TC	TC	TC	TC
-15.0	-16.0	2.63	2.57	2.51	2.44	2.38
-10.0	-11.0	3.28	3.20	3.12	3.04	2.97
-5.0	-7.0	3.90	3.81	3.71	3.62	3.53
0.0	-2.0	4.59	4.48	4.37	4.26	4.15
5.0	3.0	5.04	4.92	4.80	4.68	4.56
7.0	6.0	5.04	4.92	4.80	4.68	4.56
10.0	8.0	5.04	4.92	4.80	4.68	4.56
15.0	10.0	5.04	4.92	4.80	4.68	4.56
20.0	15.0	5.04	4.92	4.80	4.68	4.56
24.0	18.0	5.04	4.92	4.80	4.68	4.56

Model: ASHH14KGTG

Outdoor temperature		Indoor temperature (°CDB)				
		16.0	18.0	20.0	22.0	24.0
(°CDB)	(°CWB)	TC	TC	TC	TC	TC
-15.0	-16.0	3.07	3.00	2.93	2.85	2.78
-10.0	-11.0	3.82	3.73	3.64	3.55	3.46
-5.0	-7.0	4.55	4.44	4.33	4.22	4.12
0.0	-2.0	5.35	5.22	5.10	4.97	4.84
5.0	3.0	5.88	5.74	5.60	5.46	5.32
7.0	6.0	5.88	5.74	5.60	5.46	5.32
10.0	8.0	5.88	5.74	5.60	5.46	5.32
15.0	10.0	5.88	5.74	5.60	5.46	5.32
20.0	15.0	5.88	5.74	5.60	5.46	5.32
24.0	18.0	5.88	5.74	5.60	5.46	5.32

OUTDOOR UNIT
AOHG18-24KBT A3OUTDOOR UNIT
AOHG18-24KBT A3

Model: ASHH07KGTH

Outdoor temperature		Indoor temperature (°CDB)				
		16.0	18.0	20.0	22.0	24.0
(°CDB)	(°CWB)	TC	TC	TC	TC	TC
-15.0	-16.0	1.54	1.50	1.46	1.43	1.39
-10.0	-11.0	1.91	1.87	1.82	1.78	1.73
-5.0	-7.0	2.27	2.22	2.17	2.11	2.06
0.0	-2.0	2.68	2.61	2.55	2.48	2.42
5.0	3.0	2.94	2.87	2.80	2.73	2.66
7.0	6.0	2.94	2.87	2.80	2.73	2.66
10.0	8.0	2.94	2.87	2.80	2.73	2.66
15.0	10.0	2.94	2.87	2.80	2.73	2.66
20.0	15.0	2.94	2.87	2.80	2.73	2.66
24.0	18.0	2.94	2.87	2.80	2.73	2.66

Model: ASHH09KGTH

Outdoor temperature		Indoor temperature (°CDB)				
		16.0	18.0	20.0	22.0	24.0
(°CDB)	(°CWB)	TC	TC	TC	TC	TC
-15.0	-16.0	1.97	1.93	1.88	1.83	1.79
-10.0	-11.0	2.46	2.40	2.34	2.28	2.22
-5.0	-7.0	2.92	2.86	2.79	2.72	2.65
0.0	-2.0	3.44	3.36	3.28	3.19	3.11
5.0	3.0	3.78	3.69	3.60	3.51	3.42
7.0	6.0	3.78	3.69	3.60	3.51	3.42
10.0	8.0	3.78	3.69	3.60	3.51	3.42
15.0	10.0	3.78	3.69	3.60	3.51	3.42
20.0	15.0	3.78	3.69	3.60	3.51	3.42
24.0	18.0	3.78	3.69	3.60	3.51	3.42

Model: ASHH12KGTH

Outdoor temperature		Indoor temperature (°CDB)				
		16.0	18.0	20.0	22.0	24.0
(°CDB)	(°CWB)	TC	TC	TC	TC	TC
-15.0	-16.0	2.63	2.57	2.51	2.44	2.38
-10.0	-11.0	3.28	3.20	3.12	3.04	2.97
-5.0	-7.0	3.90	3.81	3.71	3.62	3.53
0.0	-2.0	4.59	4.48	4.37	4.26	4.15
5.0	3.0	5.04	4.92	4.80	4.68	4.56
7.0	6.0	5.04	4.92	4.80	4.68	4.56
10.0	8.0	5.04	4.92	4.80	4.68	4.56
15.0	10.0	5.04	4.92	4.80	4.68	4.56
20.0	15.0	5.04	4.92	4.80	4.68	4.56
24.0	18.0	5.04	4.92	4.80	4.68	4.56

Model: ASHH14KGTH

Outdoor temperature		Indoor temperature (°CDB)				
		16.0	18.0	20.0	22.0	24.0
(°CDB)	(°CWB)	TC	TC	TC	TC	TC
-15.0	-16.0	3.07	3.00	2.93	2.85	2.78
-10.0	-11.0	3.82	3.73	3.64	3.55	3.46
-5.0	-7.0	4.55	4.44	4.33	4.22	4.12
0.0	-2.0	5.35	5.22	5.10	4.97	4.84
5.0	3.0	5.88	5.74	5.60	5.46	5.32
7.0	6.0	5.88	5.74	5.60	5.46	5.32
10.0	8.0	5.88	5.74	5.60	5.46	5.32
15.0	10.0	5.88	5.74	5.60	5.46	5.32
20.0	15.0	5.88	5.74	5.60	5.46	5.32
24.0	18.0	5.88	5.74	5.60	5.46	5.32

OUTDOOR UNIT
AOHG18-24KBT A3OUTDOOR UNIT
AOHG18-24KBT A3

Model: ASHH05KNCA

Outdoor temperature		Indoor temperature (°CDB)				
		16.0	18.0	20.0	22.0	24.0
(°CDB)	(°CWB)	TC	TC	TC	TC	TC
-15.0	-16.0	1.48	1.44	1.41	1.37	1.34
-10.0	-11.0	1.68	1.64	1.60	1.56	1.52
-5.0	-7.0	1.79	1.74	1.70	1.66	1.62
0.0	-2.0	2.03	1.98	1.93	1.88	1.84
5.0	3.0	2.21	2.15	2.10	2.05	2.00
7.0	6.0	2.21	2.15	2.10	2.05	2.00
10.0	8.0	2.21	2.15	2.10	2.05	2.00
15.0	10.0	2.21	2.15	2.10	2.05	2.00
20.0	15.0	2.21	2.15	2.10	2.05	2.00
24.0	18.0	2.21	2.15	2.10	2.05	2.00

Model: ASHH07KNCA

Outdoor temperature		Indoor temperature (°CDB)				
		16.0	18.0	20.0	22.0	24.0
(°CDB)	(°CWB)	TC	TC	TC	TC	TC
-15.0	-16.0	1.97	1.92	1.88	1.83	1.78
-10.0	-11.0	2.23	2.18	2.13	2.07	2.02
-5.0	-7.0	2.38	2.32	2.27	2.21	2.15
0.0	-2.0	2.70	2.64	2.58	2.51	2.45
5.0	3.0	2.94	2.87	2.80	2.73	2.66
7.0	6.0	2.94	2.87	2.80	2.73	2.66
10.0	8.0	2.94	2.87	2.80	2.73	2.66
15.0	10.0	2.94	2.87	2.80	2.73	2.66
20.0	15.0	2.94	2.87	2.80	2.73	2.66
24.0	18.0	2.94	2.87	2.80	2.73	2.66

Model: ASHH09KNCA

Outdoor temperature		Indoor temperature (°CDB)				
		16.0	18.0	20.0	22.0	24.0
(°CDB)	(°CWB)	TC	TC	TC	TC	TC
-15.0	-16.0	2.53	2.47	2.41	2.35	2.29
-10.0	-11.0	2.87	2.80	2.74	2.67	2.60
-5.0	-7.0	3.06	2.99	2.92	2.84	2.77
0.0	-2.0	3.48	3.39	3.31	3.23	3.15
5.0	3.0	3.78	3.69	3.60	3.51	3.42
7.0	6.0	3.78	3.69	3.60	3.51	3.42
10.0	8.0	3.78	3.69	3.60	3.51	3.42
15.0	10.0	3.78	3.69	3.60	3.51	3.42
20.0	15.0	3.78	3.69	3.60	3.51	3.42
24.0	18.0	3.78	3.69	3.60	3.51	3.42

Model: ASHH12KNCA

Outdoor temperature		Indoor temperature (°CDB)				
		16.0	18.0	20.0	22.0	24.0
(°CDB)	(°CWB)	TC	TC	TC	TC	TC
-15.0	-16.0	3.17	3.09	3.02	2.94	2.86
-10.0	-11.0	3.59	3.51	3.42	3.33	3.25
-5.0	-7.0	3.83	3.74	3.65	3.55	3.46
0.0	-2.0	4.35	4.24	4.14	4.04	3.93
5.0	3.0	4.73	4.61	4.50	4.39	4.28
7.0	6.0	4.73	4.61	4.50	4.39	4.28
10.0	8.0	4.73	4.61	4.50	4.39	4.28
15.0	10.0	4.73	4.61	4.50	4.39	4.28
20.0	15.0	4.73	4.61	4.50	4.39	4.28
24.0	18.0	4.73	4.61	4.50	4.39	4.28

OUTDOOR UNIT
AOHG18-24KBT A3OUTDOOR UNIT
AOHG18-24KBT A3

Model: ASHH05KNCH

Outdoor temperature		Indoor temperature (°CDB)				
		16.0	18.0	20.0	22.0	24.0
(°CDB)	(°CWB)	TC	TC	TC	TC	TC
-15.0	-16.0	1.48	1.44	1.41	1.37	1.34
-10.0	-11.0	1.68	1.64	1.60	1.56	1.52
-5.0	-7.0	1.79	1.74	1.70	1.66	1.62
0.0	-2.0	2.03	1.98	1.93	1.88	1.84
5.0	3.0	2.21	2.15	2.10	2.05	2.00
7.0	6.0	2.21	2.15	2.10	2.05	2.00
10.0	8.0	2.21	2.15	2.10	2.05	2.00
15.0	10.0	2.21	2.15	2.10	2.05	2.00
20.0	15.0	2.21	2.15	2.10	2.05	2.00
24.0	18.0	2.21	2.15	2.10	2.05	2.00

Model: ASHH07KNCH

Outdoor temperature		Indoor temperature (°CDB)				
		16.0	18.0	20.0	22.0	24.0
(°CDB)	(°CWB)	TC	TC	TC	TC	TC
-15.0	-16.0	1.97	1.92	1.88	1.83	1.78
-10.0	-11.0	2.23	2.18	2.13	2.07	2.02
-5.0	-7.0	2.38	2.32	2.27	2.21	2.15
0.0	-2.0	2.70	2.64	2.58	2.51	2.45
5.0	3.0	2.94	2.87	2.80	2.73	2.66
7.0	6.0	2.94	2.87	2.80	2.73	2.66
10.0	8.0	2.94	2.87	2.80	2.73	2.66
15.0	10.0	2.94	2.87	2.80	2.73	2.66
20.0	15.0	2.94	2.87	2.80	2.73	2.66
24.0	18.0	2.94	2.87	2.80	2.73	2.66

Model: ASHH09KNCH

Outdoor temperature		Indoor temperature (°CDB)				
		16.0	18.0	20.0	22.0	24.0
(°CDB)	(°CWB)	TC	TC	TC	TC	TC
-15.0	-16.0	2.53	2.47	2.41	2.35	2.29
-10.0	-11.0	2.87	2.80	2.74	2.67	2.60
-5.0	-7.0	3.06	2.99	2.92	2.84	2.77
0.0	-2.0	3.48	3.39	3.31	3.23	3.15
5.0	3.0	3.78	3.69	3.60	3.51	3.42
7.0	6.0	3.78	3.69	3.60	3.51	3.42
10.0	8.0	3.78	3.69	3.60	3.51	3.42
15.0	10.0	3.78	3.69	3.60	3.51	3.42
20.0	15.0	3.78	3.69	3.60	3.51	3.42
24.0	18.0	3.78	3.69	3.60	3.51	3.42

Model: ASHH12KNCH

Outdoor temperature		Indoor temperature (°CDB)				
		16.0	18.0	20.0	22.0	24.0
(°CDB)	(°CWB)	TC	TC	TC	TC	TC
-15.0	-16.0	3.17	3.09	3.02	2.94	2.86
-10.0	-11.0	3.59	3.51	3.42	3.33	3.25
-5.0	-7.0	3.83	3.74	3.65	3.55	3.46
0.0	-2.0	4.35	4.24	4.14	4.04	3.93
5.0	3.0	4.73	4.61	4.50	4.39	4.28
7.0	6.0	4.73	4.61	4.50	4.39	4.28
10.0	8.0	4.73	4.61	4.50	4.39	4.28
15.0	10.0	4.73	4.61	4.50	4.39	4.28
20.0	15.0	4.73	4.61	4.50	4.39	4.28
24.0	18.0	4.73	4.61	4.50	4.39	4.28

OUTDOOR UNIT
AOHG18-24KBT A3OUTDOOR UNIT
AOHG18-24KBT A3

Model: ASHG18KMTB

Outdoor temperature		Indoor temperature (°CDB)				
		16.0	18.0	20.0	22.0	24.0
(°CDB)	(°CWB)	TC	TC	TC	TC	TC
-15.0	-16.0	4.66	4.55	4.44	4.32	4.21
-10.0	-11.0	5.28	5.16	5.03	4.91	4.78
-5.0	-7.0	5.63	5.50	5.36	5.23	5.09
0.0	-2.0	6.39	6.24	6.09	5.94	5.79
5.0	3.0	6.95	6.79	6.62	6.45	6.29
7.0	6.0	6.95	6.79	6.62	6.45	6.29
10.0	8.0	6.95	6.79	6.62	6.45	6.29
15.0	10.0	6.95	6.79	6.62	6.45	6.29
20.0	15.0	6.95	6.79	6.62	6.45	6.29
24.0	18.0	6.95	6.79	6.62	6.45	6.29

Model: ASHG18KMTE

Outdoor temperature		Indoor temperature (°CDB)				
		16.0	18.0	20.0	22.0	24.0
(°CDB)	(°CWB)	TC	TC	TC	TC	TC
-15.0	-16.0	4.66	4.55	4.44	4.32	4.21
-10.0	-11.0	5.28	5.16	5.03	4.91	4.78
-5.0	-7.0	5.63	5.50	5.36	5.23	5.09
0.0	-2.0	6.39	6.24	6.09	5.94	5.79
5.0	3.0	6.95	6.79	6.62	6.45	6.29
7.0	6.0	6.95	6.79	6.62	6.45	6.29
10.0	8.0	6.95	6.79	6.62	6.45	6.29
15.0	10.0	6.95	6.79	6.62	6.45	6.29
20.0	15.0	6.95	6.79	6.62	6.45	6.29
24.0	18.0	6.95	6.79	6.62	6.45	6.29

NOTES:

- TC: Total Capacity (kW)
- Values mentioned in the table are based on the following conditions:
 - Pipe length: 5 m, Height difference: 0 m (Outdoor unit—Indoor unit)

● Ceiling type

Model: ABHG18KRTA

Outdoor temperature		Indoor temperature (°CDB)				
		16.0	18.0	20.0	22.0	24.0
(°CDB)	(°CWB)	TC	TC	TC	TC	TC
-15.0	-16.0	4.66	4.55	4.44	4.32	4.21
-10.0	-11.0	5.28	5.16	5.03	4.91	4.78
-5.0	-7.0	5.63	5.50	5.36	5.23	5.09
0.0	-2.0	6.39	6.24	6.09	5.94	5.79
5.0	3.0	6.95	6.79	6.62	6.45	6.29
7.0	6.0	6.95	6.79	6.62	6.45	6.29
10.0	8.0	6.95	6.79	6.62	6.45	6.29
15.0	10.0	6.95	6.79	6.62	6.45	6.29
20.0	15.0	6.95	6.79	6.62	6.45	6.29
24.0	18.0	6.95	6.79	6.62	6.45	6.29

NOTES:

- TC: Total Capacity (kW)
- Values mentioned in the table are based on the following conditions:
 - Pipe length: 5 m, Height difference: 0 m (Outdoor unit—Indoor unit)

● Floor type

Model: AGHG09KVCA

Outdoor temperature		Indoor temperature (°CDB)				
		16.0	18.0	20.0	22.0	24.0
(°CDB)	(°CWB)	TC	TC	TC	TC	TC
-15.0	-16.0	2.53	2.47	2.41	2.35	2.29
-10.0	-11.0	2.87	2.80	2.74	2.67	2.60
-5.0	-7.0	3.06	2.99	2.92	2.84	2.77
0.0	-2.0	3.48	3.39	3.31	3.23	3.15
5.0	3.0	3.78	3.69	3.60	3.51	3.42
7.0	6.0	3.78	3.69	3.60	3.51	3.42
10.0	8.0	3.78	3.69	3.60	3.51	3.42
15.0	10.0	3.78	3.69	3.60	3.51	3.42
20.0	15.0	3.78	3.69	3.60	3.51	3.42
24.0	18.0	3.78	3.69	3.60	3.51	3.42

Model: AGHG12KVCA

Outdoor temperature		Indoor temperature (°CDB)				
		16.0	18.0	20.0	22.0	24.0
(°CDB)	(°CWB)	TC	TC	TC	TC	TC
-15.0	-16.0	3.38	3.30	3.22	3.14	3.06
-10.0	-11.0	3.83	3.74	3.65	3.56	3.47
-5.0	-7.0	4.08	3.99	3.89	3.79	3.69
0.0	-2.0	4.64	4.53	4.42	4.31	4.20
5.0	3.0	5.04	4.92	4.80	4.68	4.56
7.0	6.0	5.04	4.92	4.80	4.68	4.56
10.0	8.0	5.04	4.92	4.80	4.68	4.56
15.0	10.0	5.04	4.92	4.80	4.68	4.56
20.0	15.0	5.04	4.92	4.80	4.68	4.56
24.0	18.0	5.04	4.92	4.80	4.68	4.56

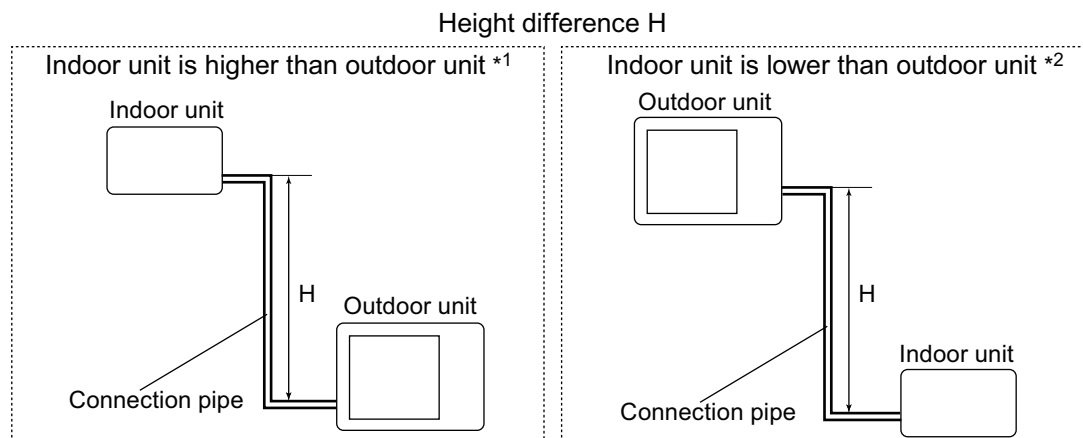
Model: AGHG14KVCA

Outdoor temperature		Indoor temperature (°CDB)				
		16.0	18.0	20.0	22.0	24.0
(°CDB)	(°CWB)	TC	TC	TC	TC	TC
-15.0	-16.0	3.94	3.85	3.75	3.66	3.56
-10.0	-11.0	4.47	4.36	4.26	4.15	4.04
-5.0	-7.0	4.76	4.65	4.54	4.42	4.31
0.0	-2.0	5.41	5.28	5.15	5.02	4.89
5.0	3.0	5.88	5.74	5.60	5.46	5.32
7.0	6.0	5.88	5.74	5.60	5.46	5.32
10.0	8.0	5.88	5.74	5.60	5.46	5.32
15.0	10.0	5.88	5.74	5.60	5.46	5.32
20.0	15.0	5.88	5.74	5.60	5.46	5.32
24.0	18.0	5.88	5.74	5.60	5.46	5.32

NOTES:

- TC: Total Capacity (kW)
- Values mentioned in the table are based on the following conditions:
 - Pipe length: 5 m, Height difference: 0 m (Outdoor unit—Indoor unit)

7. Capacity compensation rate for pipe length and height difference



7-1. Models: AOHG18KBTA3 and AOHG24KBTA3

NOTE: Values mentioned in the table are calculated based on the maximum capacity.

■ Indoor unit: 5,000 Btu/h and 7,000 Btu/h

Cooling		Pipe length						
		m	2.5	5	10	15	20	25
Height difference H (m)	Indoor unit is higher than outdoor unit *1	15	—	—	—	0.956	0.942	0.928
		10	—	—	0.977	0.963	0.950	0.936
		5	—	0.992	0.985	0.971	0.957	0.943
		2.5	0.999	0.996	0.989	0.975	0.961	0.947
	Indoor unit is lower than outdoor unit *2	0	1.003	1.000	0.993	0.979	0.965	0.951
		-2.5	1.003	1.000	0.993	0.979	0.965	0.951
		-5	—	1.000	0.993	0.979	0.965	0.951
		-10	—	—	0.993	0.979	0.965	0.951

Heating		Pipe length						
		m	2.5	5	10	15	20	25
Height difference H (m)	Indoor unit is higher than outdoor unit *1	15	—	—	—	0.977	0.958	0.939
		10	—	—	0.993	0.977	0.958	0.939
		5	—	1.000	0.993	0.977	0.958	0.939
		2.5	0.990	1.000	0.993	0.977	0.958	0.939
	Indoor unit is lower than outdoor unit *2	0	0.990	1.000	0.993	0.977	0.958	0.939
		-2.5	0.988	0.997	0.991	0.975	0.956	0.937
		-5	—	0.995	0.988	0.972	0.953	0.934
		-10	—	—	0.983	0.967	0.948	0.930

Indoor unit: 9,000 Btu/h

Cooling		Pipe length						
		m	2.5	5	10	15	20	25
Height difference H (m)	Indoor unit is higher than outdoor unit *1	15	—	—	—	0.956	0.942	0.928
		10	—	—	0.977	0.963	0.950	0.936
		5	—	0.992	0.985	0.971	0.957	0.943
		2.5	1.003	0.996	0.989	0.975	0.961	0.947
	Indoor unit is lower than outdoor unit *2	0	1.007	1.000	0.993	0.979	0.965	0.951
		-2.5	1.007	1.000	0.993	0.979	0.965	0.951
		-5	—	1.000	0.993	0.979	0.965	0.951
		-10	—	—	0.993	0.979	0.965	0.951
		-15	—	—	—	0.979	0.965	0.951

Heating		Pipe length						
		m	2.5	5	10	15	20	25
Height difference H (m)	Indoor unit is higher than outdoor unit *1	15	—	—	—	0.977	0.958	0.939
		10	—	—	0.993	0.977	0.958	0.939
		5	—	1.000	0.993	0.977	0.958	0.939
		2.5	0.993	1.000	0.993	0.977	0.958	0.939
	Indoor unit is lower than outdoor unit *2	0	0.993	1.000	0.993	0.977	0.958	0.939
		-2.5	0.991	0.997	0.991	0.975	0.956	0.937
		-5	—	0.995	0.988	0.972	0.953	0.934
		-10	—	—	0.983	0.967	0.948	0.930
		-15	—	—	—	0.962	0.944	0.925

Indoor unit: 12,000 Btu/h

Cooling		Pipe length						
		m	2.5	5	10	15	20	25
Height difference H (m)	Indoor unit is higher than outdoor unit *1	15	—	—	—	0.933	0.899	0.859
		10	—	—	0.970	0.940	0.906	0.866
		5	—	0.992	0.978	0.948	0.913	0.873
		2.5	1.010	0.996	0.982	0.952	0.917	0.876
	Indoor unit is lower than outdoor unit *2	0	1.014	1.000	0.986	0.956	0.921	0.880
		-2.5	1.014	1.000	0.986	0.956	0.921	0.880
		-5	—	1.000	0.986	0.956	0.921	0.880
		-10	—	—	0.986	0.956	0.921	0.880
		-15	—	—	—	0.956	0.921	0.880

Heating		Pipe length						
		m	2.5	5	10	15	20	25
Height difference H (m)	Indoor unit is higher than outdoor unit *1	15	—	—	—	0.975	0.957	0.940
		10	—	—	0.990	0.975	0.957	0.940
		5	—	1.000	0.990	0.975	0.957	0.940
		2.5	0.995	1.000	0.990	0.975	0.957	0.940
	Indoor unit is lower than outdoor unit *2	0	0.995	1.000	0.990	0.975	0.957	0.940
		-2.5	0.993	0.997	0.988	0.973	0.955	0.938
		-5	—	0.995	0.985	0.970	0.952	0.936
		-10	—	—	0.980	0.965	0.947	0.931
		-15	—	—	—	0.960	0.943	0.926

Indoor unit: 14,000 Btu/h

Cooling		Pipe length						
		m	2.5	5	10	15	20	25
Height difference H (m)	Indoor unit is higher than outdoor unit *1	15	—	—	—	0.969	0.962	0.953
		10	—	—	0.982	0.977	0.970	0.961
		5	—	0.992	0.990	0.985	0.977	0.968
		2.5	0.998	0.996	0.994	0.989	0.981	0.972
	Indoor unit is lower than outdoor unit *2	0	1.002	1.000	0.998	0.993	0.985	0.976
		-2.5	1.002	1.000	0.998	0.993	0.985	0.976
		-5	—	1.000	0.998	0.993	0.985	0.976
		-10	—	—	0.998	0.993	0.985	0.976
		-15	—	—	—	0.993	0.985	0.976

Heating		Pipe length						
		m	2.5	5	10	15	20	25
Height difference H (m)	Indoor unit is higher than outdoor unit *1	15	—	—	—	0.967	0.943	0.917
		10	—	—	0.990	0.967	0.943	0.917
		5	—	1.000	0.990	0.967	0.943	0.917
		2.5	1.010	1.000	0.990	0.967	0.943	0.917
	Indoor unit is lower than outdoor unit *2	0	1.010	1.000	0.990	0.967	0.943	0.917
		-2.5	1.008	0.997	0.988	0.965	0.941	0.915
		-5	—	0.995	0.985	0.962	0.938	0.912
		-10	—	—	0.980	0.957	0.934	0.908
		-15	—	—	—	0.952	0.929	0.903

Indoor unit: 18,000 Btu/h

Cooling		Pipe length						
		m	2.5	5	10	15	20	25
Height difference H (m)	Indoor unit is higher than outdoor unit *1	15	—	—	—	0.977	0.968	0.953
		10	—	—	0.986	0.985	0.976	0.960
		5	—	0.992	0.994	0.993	0.984	0.968
		2.5	0.993	0.996	0.998	0.998	0.988	0.972
	Indoor unit is lower than outdoor unit *2	0	0.997	1.000	1.002	1.002	0.992	0.976
		-2.5	0.997	1.000	1.002	1.002	0.992	0.976
		-5	—	1.000	1.002	1.002	0.992	0.976
		-10	—	—	1.002	1.002	0.992	0.976
		-15	—	—	—	1.002	0.992	0.976

Heating		Pipe length						
		m	2.5	5	10	15	20	25
Height difference H (m)	Indoor unit is higher than outdoor unit *1	15	—	—	—	0.964	0.939	0.913
		10	—	—	0.988	0.964	0.939	0.913
		5	—	1.000	0.988	0.964	0.939	0.913
		2.5	1.008	1.000	0.988	0.964	0.939	0.913
	Indoor unit is lower than outdoor unit *2	0	1.008	1.000	0.988	0.964	0.939	0.913
		-2.5	1.006	0.997	0.986	0.962	0.937	0.911
		-5	—	0.995	0.983	0.959	0.934	0.908
		-10	—	—	0.978	0.954	0.930	0.904
		-15	—	—	—	0.950	0.925	0.899

8. Additional charge calculation

8-1. Model: AOHG18KBTA3

Refrigerant type		R32			
Refrigerant amount	g	1,800			
Refrigerant charge					
Total pipe length	m	30 or less	40	50 (Max.)	20 g/m
Additional charge amount	g	0	200	400	

8-2. Model: AOHG24KBTA3

Refrigerant type		R32			
Refrigerant amount	g	1,800			
Refrigerant charge					
Total pipe length	m	30 or less	40	50 (Max.)	20 g/m
Additional charge amount	g	0	200	400	

9. Airflow

9-1. Model: AOHG18KBTA3

● Cooling

m ³ /h	2,220
l/s	617
CFM	1,307

● Heating

m ³ /h	2,160
l/s	600
CFM	1,271

9-2. Model: AOHG24KBTA3

● Cooling

m ³ /h	2,270
l/s	631
CFM	1,336

● Heating

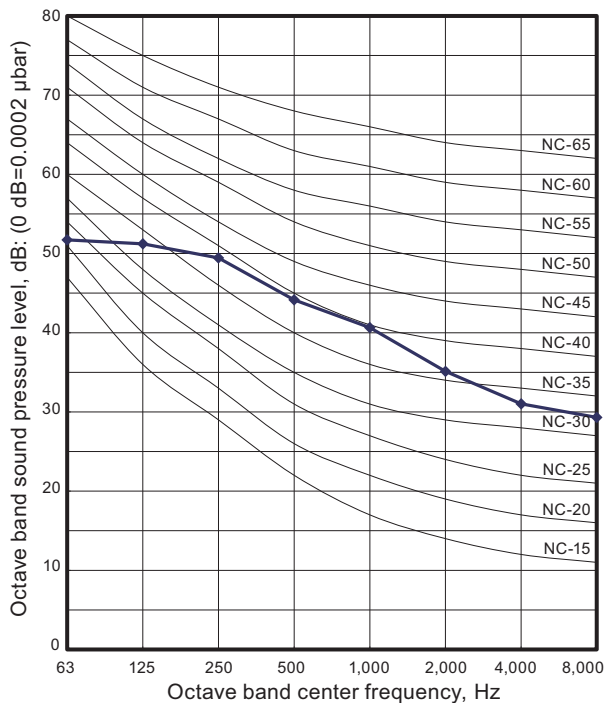
m ³ /h	2,730
l/s	758
CFM	1,607

10. Operation noise (sound pressure)

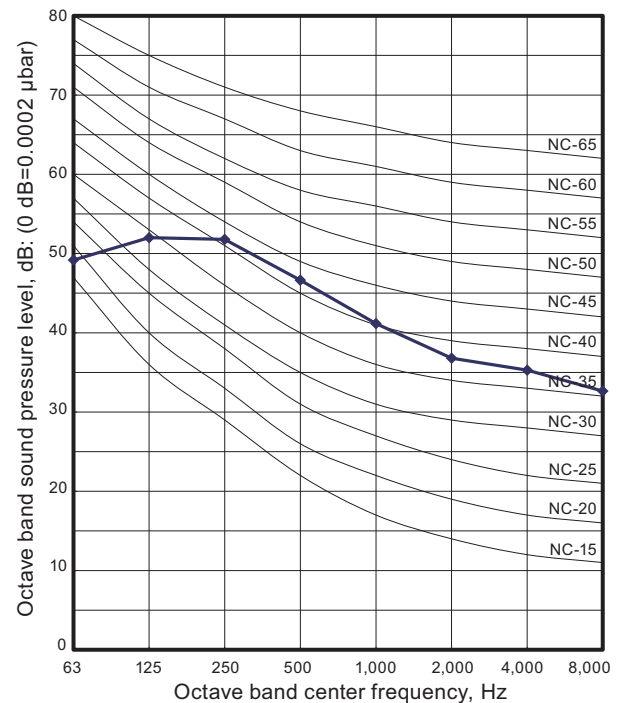
10-1. Noise level curve

Model: AOHG18KBTA3

● Cooling

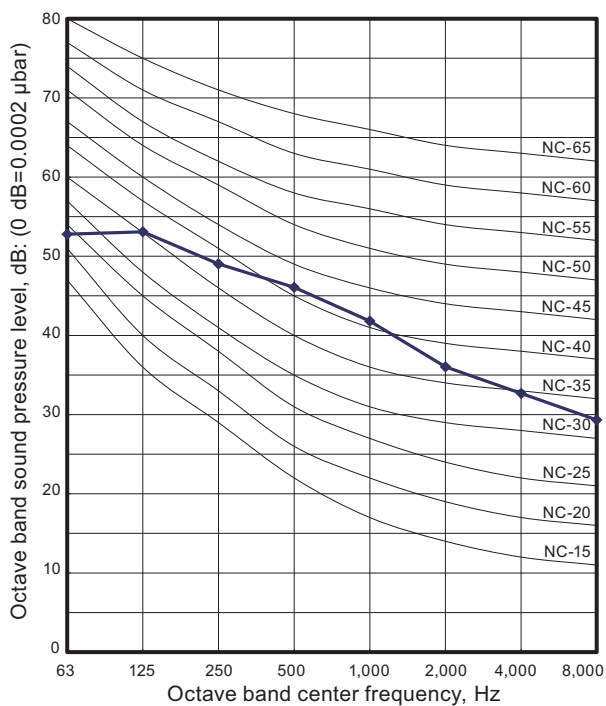


● Heating

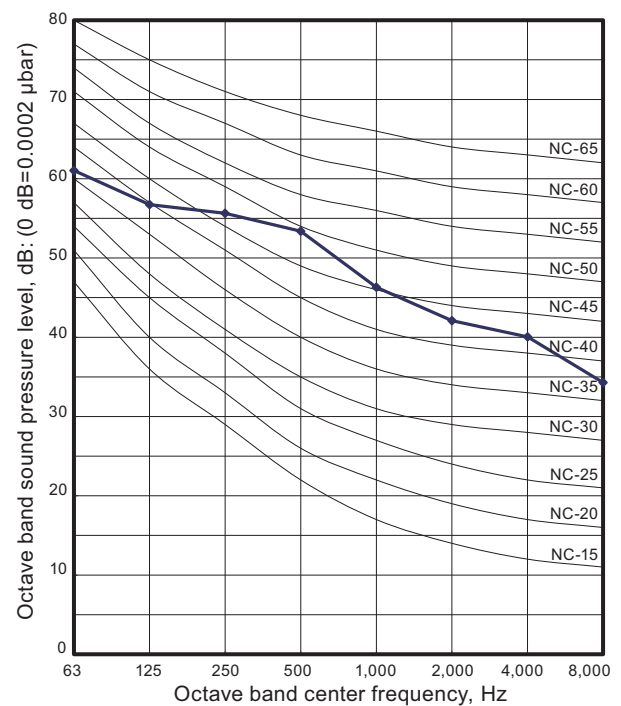


Model: AOHG24KBTA3

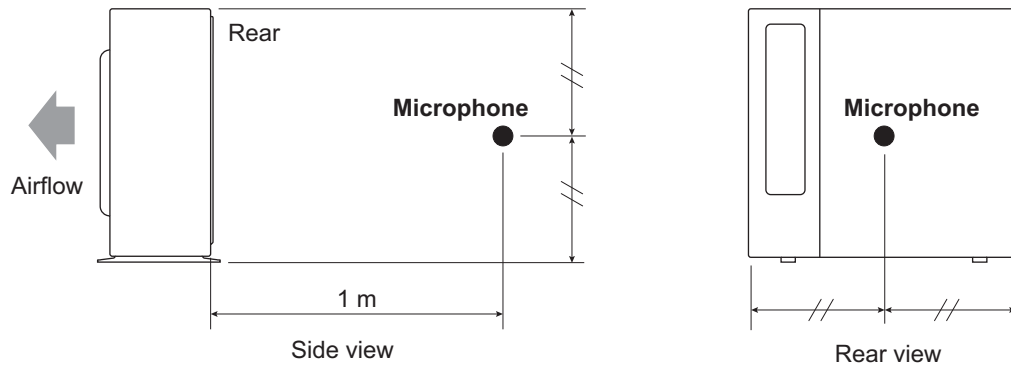
● Cooling



● Heating



10-2. Sound level check point



NOTE: Detailed shape of the actual outdoor unit might be slightly different from the one illustrated above.

11. Electrical characteristics

Model name			AOHG18KBTA3	AOHG24KBTA3
Power supply	Voltage	V	230 ~	
	Frequency	Hz	50	
Maximum operating current *1		A	12.0	14.5
Starting current		A	6.2	8.1
Wiring spec. *2	Main fuse (Circuit breaker) current		A	15
	Power cable		mm ²	2.5
	Connection cable *3	Cross-sectional area		1.5
		Limited wiring length	m	26

*1: Maximum operating current is the total current of the indoor unit and the outdoor unit.

*2: Selected sample based on Japan Electrotechnical Standards and Codes Committee E0005. As the regulations of wire size and circuit breaker differ in each country or region, select appropriate devices complied to the regional standard.

*3: This is the wiring length in case voltage descent is less than 2%. When the wiring length becomes longer, select the wiring of a more larger diameter.

12. Safety devices

Type of protection	Protection form		Model	
			AOHG18KBTA3	AOHG24KBTA3
Circuit protection	Current fuse (Main PCB)		250 V, 5 A 250 V, 20 A 250 V, 3.15 A	250 V, 5 A 250 V, 25 A 250 V, 3.15 A
Fan motor protection	Thermal protector	Activate	125 ±10°C Fan motor stop	125 ±10°C Fan motor stop
		Reset	120 ±10°C Fan motor restart	120 ±10°C Fan motor restart
Compressor protection	Temperature thermistor (Discharge temp.)	Activate	110°C Compressor stop	
		Reset	After 7 minutes Compressor restart	
	Temperature thermistor (Compressor bottom temp.)	Activate	—	108°C Compressor stop
		Reset	—	After 3 minutes, and 80°C or less Compressor restart
	Thermal protection program (Outdoor temp.) (Only in COOL or DRY mode)	Activate	-20°C Compressor stop	
		Reset	-15°C Compressor restart	

13. Function settings

13-1. Setting methods

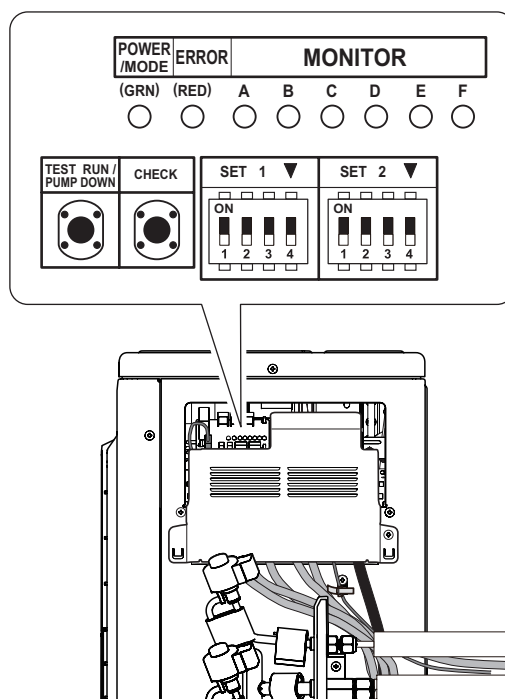
⚠ WARNING

Never touch electrical components such as the terminal blocks or reactor except the switch on the display board. It may cause a serious accident such as electric shock.

⚠ CAUTION

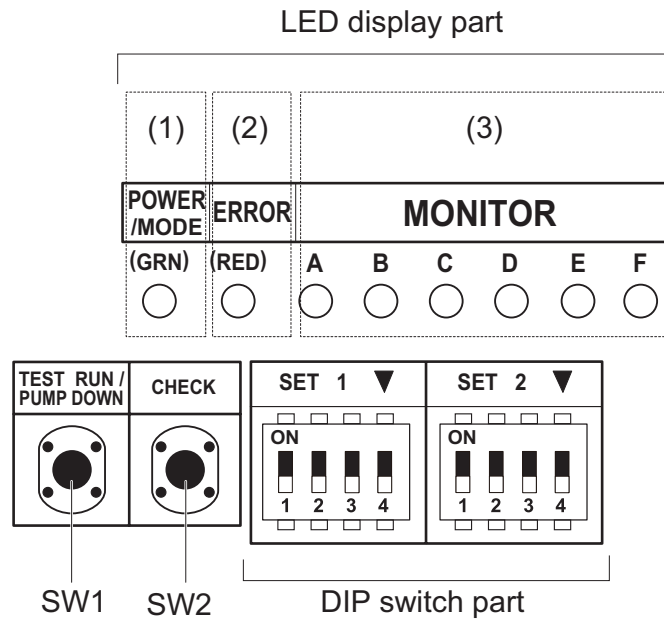
- Once refrigerant charging is completed, be sure to open the valve prior to performing the local settings. Otherwise, the compressor may fail.
- Discharge any static electricity from your body before touching the push switches. Never touch any terminal or pattern of any parts on the control board.

The positions of the switches on the outdoor unit control board are shown in the figure below.



Setting method

Various settings can be adjusted by changing DIP switches and push switches on the PCB of the outdoor unit.



1. Be sure to disconnect the power supply or turn off the breaker.
2. Change the DIP switch setting according to the required setting.

■ Description of display

LED lamp			Function or operation method
(1)	POWER/MODE	Green	<ul style="list-style-type: none"> Turns on when the power supply is ON (Including when error occurs). Indicate the MODE by the number of flashes when the installation function is active.
(2)	ERROR	Red	Flashes at high-speed when there is an error.
(3)	MONITOR	A	<ul style="list-style-type: none"> Displays the location and contents of errors when there is an error. (Refer to Chapter 14-3. "Error code" on page 558 for details.) Displays when check run is activated. (Refer to Chapter 14-1. "Check run" on page 551 for details.)
		B	
		C	
		D	
		E	
		F	

Switch		Function or operation method	Factory setting
SW1	Push	<ul style="list-style-type: none"> For the test run start and stop. For the pump down start and stop. 	—
SW2	Push	<ul style="list-style-type: none"> For when check run function is activated. For displaying the check run. For resetting the Automatic wiring correction memory. 	—
SET1-1	DIP	For selecting cooling or heating during test operation.	OFF
SET1-2	DIP	For switching SW1 operation.	OFF
SET1-3	DIP	(Prohibited)	OFF (Do not change)
SET1-4	DIP	For outdoor unit low noise operation function.	OFF
SET2-1	DIP	For selecting outdoor unit low noise operation function.	OFF
SET2-2	DIP	(Prohibited)	OFF (Do not change)
SET2-3	DIP	Changing the current limit	OFF
SET2-4	DIP		

Be sure to disconnect the power supply or turn off the breaker before changing the DIP switch setting.

13-2. Outdoor unit low noise operation function

Change the outdoor unit low noise operation by using this setting.

⚠ CAUTION

- When the low noise operation function is working, cooling and heating capacity will decrease.
- When changing the settings, explain to the customer beforehand that the capacity decreases.

SET1-4	Setting	Factory setting
ON	Function works	
OFF	Function not working	◆

SET2-1	Setting	Factory setting
ON	Lower	
OFF	Low	◆

13-3. Current limit function

Current value can be limited to meet specific current requirements.

NOTE: When changing this setting, explain to the customer beforehand that the capacity decreases.

SET2-3	SET2-4	Current		Factory setting
		AOHG18KBTA3	AOHG24KBTA3	
OFF	OFF	Full		◆
ON	OFF	10.0 A	12.0 A	
OFF	ON	8.0 A	10.5 A	

14. Check and test

14-1. Check run

- The check run is a function to screen and detect any wiring errors.
- After carrying out the check run, you can use the automatic wiring correction function to correct the wiring.
- Normal operation is possible without using the check run. In this case, use the test run or forced cooling function of the indoor unit to confirm any wiring errors.

■ Things to confirm before starting the check run

To ensure safety, check that the following work, inspections and operations have been completed.

Check item		Check column
1	Check that all work on the piping connecting the outdoor unit, indoor units has been completed.	
2	Check that all work on the wiring connecting the outdoor unit, indoor units has been completed.	
3	Is there a gas leakage? (At pipe connections [flange connections and brazed areas])	
4	Is the system charged with the specified volume of refrigerant?	
5	Is a breaker installed at the power supply cable of outdoor unit?	
6	Are the wires connected to the terminals without looseness, and in accordance with the specifications?	
7	Is the 3-way valve of the outdoor unit open? (Gas pipe and liquid pipe)	
8	Is the power supply connected for more than 12 hours?	

■ Restrictions applicable when performing the check run

- When the check run starts, all indoor units connected to the outdoor unit will start to run automatically. During the check run, you cannot check the operation of the indoor units separately. After the check run, check the operation of the indoor units separately in normal operation.
- The check run can be used when the temperature is within the operable temperature of the air conditioner.
- In the check run, the air conditioner will automatically switch between cooling and heating depending on the external temperature and internal temperature.
- The check run can be completed in about 30 minutes (cooling) or about 1 hour (heating), but may take more depending on the external and internal temperature conditions etc.
- Do not conduct the check run with all the windows in the room closed. Otherwise the room temperature could get too low or too high.
- Depending on the difference of the room temperature of each room, a judgment may be impossible.
- Check run is a special operation so there may be a noise louder than the normal refrigerant flow sound or a creaking noise.

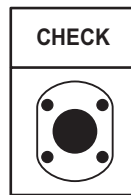
■ Operating procedure for check run

⚠ CAUTION

Initiate check run after more than 12 hours after the power supply is connected.


NOTE: Be sure that the indoor unit and outdoor unit are not operating before starting the check run.

1. Press the CHECK switch for 3 seconds or more.



2. The number of indoor units (and the places) connected through the communication lines is displayed.
 - If the displayed number of units (places) and the installed number of units (places) is the same, proceed to step 3.
 - If the displayed number of units (places) and the installed number of units (places) is not the same, shut off the power and check whether the indoor and outdoor communication lines are properly connected.
 - If there is no operation for 1 minute, the LED will return to the original display. (POWER/MODE LED: ON)

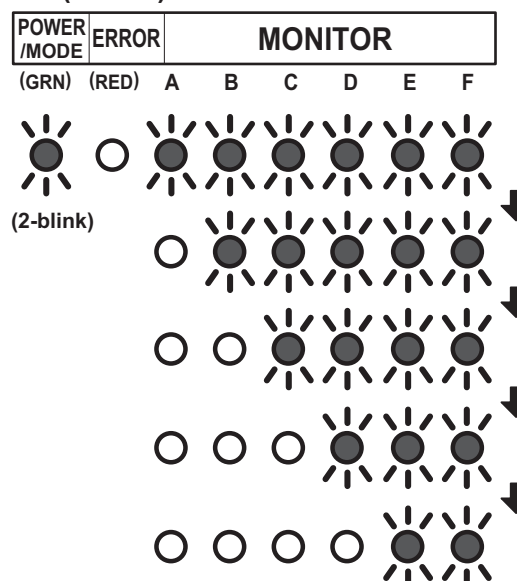
Example: When 4 indoor units (A to D) are connected



3. Press the CHECK switch for 3 seconds or more again. Check run is initiated.
 - When check run is initiated, all LEDs from A to F will flash. (Preliminary operation)
 - The LED for each indoor unit will switch off in order as check for each unit is completed.

NOTE: To interrupt the check run, press the CHECK switch.


Example: When 4 indoor units (A to D) are connected



4. After the check run is completed, results will be displayed. Fill the displayed results in the result table accordingly.


• **If the connection is correct (Example: When 4 indoor units are connected)**

After the number of connected units are displayed, the LED for each unit will light up in order from A to D.



• **If the connection is incorrect (Example: When connection of B and C of the 4 units are reversed)**

After the number of connected units are displayed, B and C will light up in reverse.



NOTES:

- Automatic wiring correction will not be completed if the power supply is disconnected while displaying the results. To confirm the automatic wiring correction, be sure to carry out step 5.
- If frost is formed on the outdoor unit while displaying the results, automatic defrost function will be operated. Proceed to step 5 after the defrost function is finished.


[How to record the contents]

- Fill the displayed results according to the following example.

Example: When piping A to D is connected but the wires for B and C are connected in reverse.

<Displayed results>

The LEDs will light up in 7 second intervals in the following order.



<Example of result table>

- a. Write a ● where the LEDs light up in the order that they light up.

	A	B	C	D	E	F
1	●	●	●	●	○	○
2	●	○	○	○	○	○
3	○	○	●	○	○	○
4	○	●	○	○	○	○
5	○	○	○	●	○	○
6	○	○	○	○	○	○
7	○	○	○	○	○	○

- b. Based on the results of step (a), record as follows.

- Trace the dotted circle with a pen if multiple places light up.

A	B	C	D	E	F
○	○	○	○	○	○

- Write the order from A to D in which the LEDs lit up inside the circle.

A	B	C	D	E	F
Ⓐ	Ⓒ	Ⓑ	Ⓓ	○	○

- c. Select the correction method.



Correct the wiring manually.*2
Proceed to step 6.

Use the Automatic wiring correction function.*1
Proceed to step 5.

Write down the same results in the label on the reverse side of the service panel.

The results recorded are needed at the time of servicing.

<Result Table>

	A	B	C	D	E	F
1	○	○	○	○	○	○
2	○	○	○	○	○	○
3	○	○	○	○	○	○
4	○	○	○	○	○	○
5	○	○	○	○	○	○
6	○	○	○	○	○	○
7	○	○	○	○	○	○


A	B	C	D	E	F
○	○	○	○	○	○

NOTES:

- *1: By using this function, the wiring is automatically corrected according to the piping.
- *2: When correcting the wiring manually, please disconnect the power supply or turn off the breaker during results display, and then change the wiring manually according to the obtained test results.

For example, in Example 1, the wirings connected to the terminals B and C is to be exchanged manually.

- During results display, press the CHECK switch for 3 seconds or more.
After LEDs A to F have lit in turn, all LEDs will light up indicating that the automatic wiring correction is completed.



- Disconnect the power supply or turn off the breaker and wait 10 minutes then turn the power back on and perform test run.

NOTE: If you do not disconnect the power supply or turn off the breaker, normal operation is not possible.

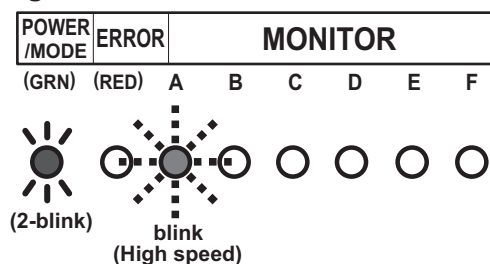
Notices:

- If an error occurs during check run it will be suspended. Correct the error and start check run again.
- After the check run, if automatic wiring correction is carried out, the indoor unit's position will be modified to match the piping. (Note that the display of the optional remote controller changes.)
- If you start check run again after the automatic wiring correction is finished, the modification will be reset.

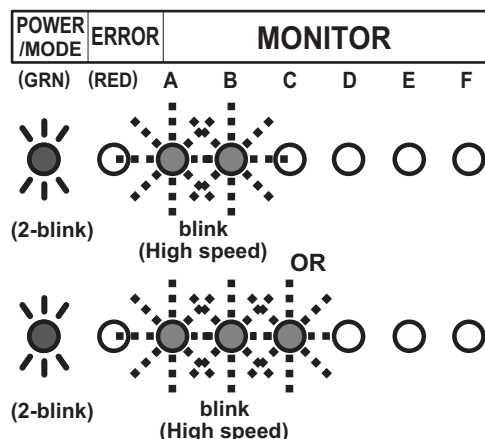
■ Failure indication of check-run judgment

The check run stops when there is an error, and the LED shows the relevant error indication. When you encounter the errors described here, perform checking by using the cooling test run of the indoor unit.

• Temperature out of range judgment



• Wiring/piping number difference



■ Redisplaying the results of check run

- When checking the content of automatic wiring correction, push the CHECK switch. The results of the check run is displayed. You can compare the result that is recorded in step (4) of Chapter 14-1-3. ["Operating procedure for check run"](#) on page 552.
- If the automatic wiring correction is not completed, the POWER/MODE LED blinks twice and the MONITOR LED turns off.

■ Memory resetting of automatic wiring correction

⚠ CAUTION

When relocating the unit, reset the memory beforehand, or the unit may not function normally.

- Push the CHECK switch.
The LED lights as shown in ["Redisplaying the results of check run"](#) on page 556.
- When the LED is on, press the CHECK switch for more than 3 seconds.
- The LEDs from A to F light in sequence, and then all LEDs light to indicate the completion of the memory resetting of automatic wiring correction.
- Disconnect the power supply or turn off the breaker.

14-2. Test run

⚠ CAUTION

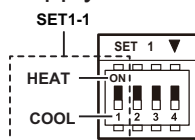
Always connect the power supply 12 hours prior to the start of the operation in order to protect the compressor.

1. Indoor unit
 - a. Is the drain normal?
 - b. Is there any abnormal noise and vibration during operation?
 2. Outdoor unit
 - a. Is there any abnormal noise and vibration during operation?
 - b. Will noise, wind, or drain water from the unit disturb the neighbors?
 - c. Is there any gas leakage?
- Do not operate the air conditioner in the test running state for a long time.

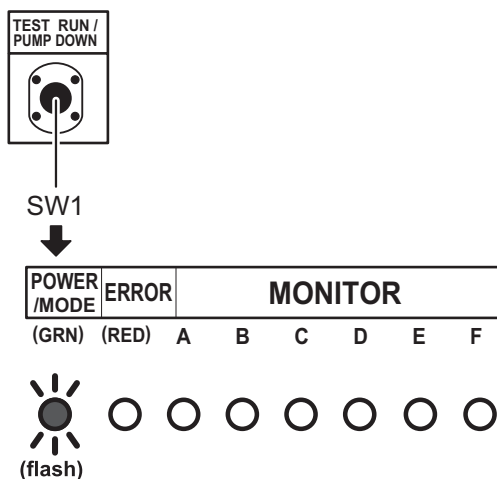
■ Test run method

Be sure to temporarily disconnect the power supply or turn off the breaker before changing the DIP switch settings.

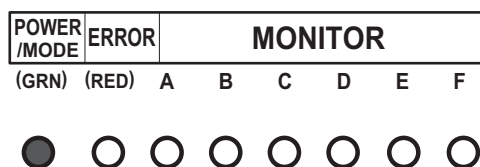
1. Check the 3-way valves (both at the liquid side and gas side) are opened. Confirm that the DIP switch SET1-2 is switched off.
2. Set the operation mode to COOL or HEAT. When switching the DIP switch SET1-1 between HEAT and COOL, disconnect the power supply or turn off the circuit breaker beforehand.



- In the first test run, be sure to set the operation mode to COOL.
 - The operation mode cannot be switched between COOL and HEAT during the test run. To switch the operation mode between COOL and HEAT, stop the test run, switch the operation mode, and then start the test run again.
3. Push TEST RUN switch for more than 3 seconds. The POWER / MODE LED flashes once.



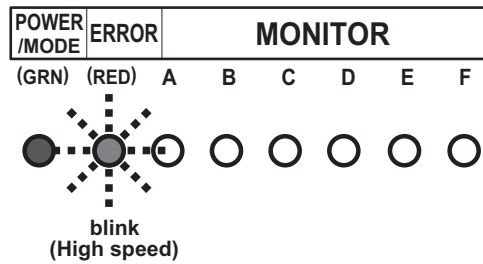
4. Confirm operating status.
5. Push TEST RUN switch for more than 3 seconds.



POWER/MODE LED will turn on, and test run stops.

14-3. Error code


If an error occurs, the LED lights to inform the relevant location and the code.
When error occurs, the error LED blinks at high speed.



■ Error location

LEDs A to F of MONITOR light and indicate the location of the error. In the case of an overall error, LEDs A to F of MONITOR do not light.

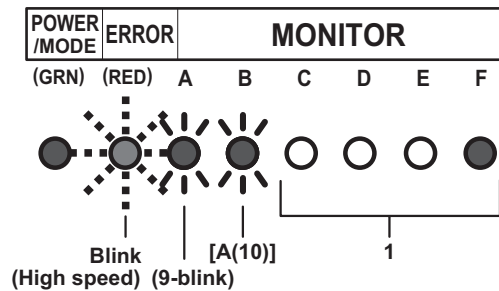
Example: Coil error on indoor unit B



■ Error code display

While the error is occurring, briefly push the SW1. The error code is displayed.

Example: Coil error (Error cord = 9A.1)



Display mode

LED on:

LED off:

Blink:
(0.5s Light on / 0.5s Light off)

Number of blinking: ()

For MONITOR
(A and B)

A: 10-blink

C: 11-blink

F: 12-blink

J: 13-blink

P: 14-blink

U: 15-blink

C	D	E	F	
				1
				2
				3
				4
				5
				6
				7
				8
				9
				A
				C
				F
				J
				P
				U

Error code	Error type
11.3	Serial communication error
11.4	Serial communication error during operation
16.5	Communication error between controller and outdoor unit
22.1	Indoor unit capacity error
23.1	Connection prohibited (Series error)
5U.1	Indoor unit error
62.1	PCB model information error
62.3	EEPROM access error
62.8	EEPROM data corruption error
63.1	Inverter error
65.3	IPM error (Trip terminal L error)
71.1	Discharge temp. sensor error
72.1	Compressor temp. sensor error
73.2	Heat exchanger middle temp. sensor error
73.3	Heat exchanger liquid temp. sensor error
74.1	Outdoor temp. sensor error
75.1	Suction gas temp. sensor error
76.1	Valve sensor error
76.2	
77.1	Heat sink temp. sensor error
84.1	Current sensor 1 error (stoppage permanently)
86.1	Discharge pressure sensor error
86.4	High pressure switch 1 error
94.1	Trip detection
95.1	Compressor motor control error (stoppage permanently)
97.3	Fan motor 1 error (Duty error)
98.3	Fan motor 2 error (Duty error)
99.1	4-way valve error
9A.1	Coil 1 (expansion valve 1) error
A1.1	Discharge temperature 1 error (stoppage permanently)
A3.1	Compressor 1 temperature error

14-4. Pump down

⚠ WARNING


During the pump down operation, make sure that compressor is off before you remove the refrigerant pipe. Do not remove the connection pipe while the compressor is in operation with valve open. This may cause abnormal pressure in the refrigeration cycle that leads to breakage and even injury.

■ Pump down operation

When moving or discarding the air conditioner, in order to consider the environment and avoid the discharge of refrigerant to the atmosphere, pump down according to the following procedure.

1. Connect the pressure gauge to the charging port.
2. Change the DIP switch on the board (SET1-2) to ON.

NOTE: Disconnect the power supply firmly on the breaker before changing the DIP switch settings.




DIP switch
(SET1-2)

3. To start operation, push the PUMP DOWN switch (SW1) for 3 seconds or push the switch after the power has been on for 3 minutes.




Push switch (SW1)

During pump down, the LED (POWER/MODE) blinks 3 times consecutively.



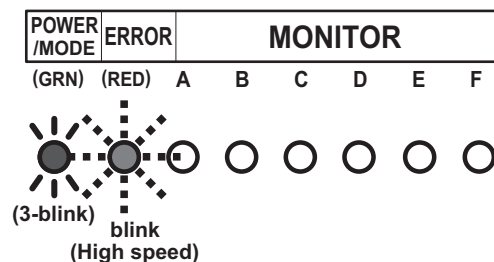
NOTE: If the PUMP DOWN switch (SW1) is pushed while the compressor is in operation, the compressor stops and the operation restart after about 3 minutes.

4. Close the liquid pipe valve.
5. When the value between 7.3 psi and 0 psi (0.05 MPa to 0 MPa) is shown, close the gas pipe valve.
6. Stop the pump down operation by pushing the PUMP DOWN switch (SW1) for 3 seconds. The LED light as follows.



7. Disconnect the power supply or turn off the breaker.


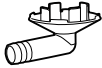
NOTE: • Even if the pump down operation is not stopped by pushing the switch as in step 6, the operation stops automatically after 15 minutes, and the LED light as follows.




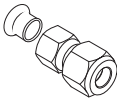

- After completing the pump down operation, disconnect the power supply or turn off the breaker.
- If the pump down operation still continues, open the liquid pipe valve. Then perform the procedure again starting from step 3.
- To cancel the pump down operation, push the PUMP DOWN switch (SW1) again. The indication of the LED returns to the original state which is before starting the pump down operation.
(POWER/MODE LED: On)
- The pump down may stop before completion due to an error. To complete the pump down operation, correct the error, open the liquid pipe valve and then start from step 1 again. Otherwise, the refrigerant can be recovered from the service port.

15. Accessories

15-1. Model: AOHG18KBTA3

Part name	Exterior	Qty	Part name	Exterior	Qty
Installation manual		1	Drain pipe		1

15-2. Model: AOHG24KBTA3

Part name	Exterior	Qty	Part name	Exterior	Qty
Installation manual		1	Adapter K 12.70 mm (1/2 in) to 9.52 mm (3/8 in)		1
Drain pipe		1			

16. Outdoor unit installation precautions

NOTE: The information listed below are general precautions.
Some models also include items that do not apply.

16-1. Places where prohibited for use

- Places where there is a danger of combustible gas leakage.
- Places where sulfur gas, chlorine gas, acid, alkali, or other matter which effects equipment is generated.
- Places affected by heat radiation from other heat sources.
- Places where the air is stagnant.
- Places where machinery which generates high frequencies is used.
- Ocean beaches and other areas where there is a lot of salt.
- Inside of vehicles, ships, and other conveyances.
- Places where voltage fluctuations are large such as a factory.

16-2. Points to remember when installing

- The product shall be installed at a place which can withstand the weight and vibration of the outdoor unit.
- To allow maintenance after refrigerant piping, drain piping, and the connection/installation of electric wiring, provide an maintenance space.
Maintenance space is shown in "[Installation space](#)" on page 419.
- Be careful when installing the set at the following places.

Condition	Contents	Countermeasures (Reference)
When installed near adjacent houses.	Perform installation work so that operating sound does not disturb the neighbors.	<ol style="list-style-type: none"> 1. Install a soundproof barrier. 2. Change the installation site.
When there is the possibility of strong wind.	<ul style="list-style-type: none"> • If the outdoor unit is exposed to strong wind, capacity may drop, frost may form during heating, and operation may be stopped by high pressure rise. In addition, when a very strong wind blows, the fan may be damaged. • When a very strong wind blows, there is the possibility of the outdoor unit being toppled over if held only by foundation bolts. 	<ol style="list-style-type: none"> 1. Install the outdoor unit with keeping a sufficient distance between the outlet side of the unit and a facing wall or fence. 2. Make the outlet direction and wind direction perpendicular. 3. Fasten the outdoor unit using toppling prevention hardware (purchased locally).
When snow accumulates.	If the outdoor unit is covered by accumulated snow, it may not be able to operate.	<ol style="list-style-type: none"> 1. Make the foundation as high as possible. 2. Perform snow prevention work.
When installing the inverter type.	It may generate noise in TV sets, stereos and PCs.	The inverter type should be installed at a sufficient distance from these equipments.