

Thermor

SQUARE CERAMICS CONNECT

Modernity of a new square water heater
with Wi-Fi connectivity

CHARACTERISTICS

COMFORT

- Easy to maintain: Heating element removable without draining the tank
- Enhanced square design to better fit in all interiors

QUALITY - DURABILITY

- Steatite technology: Ceramic dry heating element adapted to aggressive, highly mineralised or desalinated water
- Magnesium anode for strengthened tank protection
- New generation diamond-quality enamel (glass-lined inner tank)
- Pressure relief valve
- Dielectric union
- Specific lip gasket to avoid corrosion around flange

USER-FRIENDLINESS

- Intuitive digital interface with Shower-ready display
- Easy installation with wall-mounting plates and drilling template
- IP 24 - full compliance with European standards for electrical safety and user protection

SAVINGS

- Eco+ mode: Automatic operation according to consumer's habits thanks to self-learning program
- Absence mode: Allows to create energy savings when away from home
- Accurate electronic thermostat for finest temperature control
- High-efficiency water inlet
- CFC-free high-density insulation for more energy savings

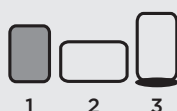
WI-FI CONNECTIVITY

- Remote piloting via the Cozytouch application (available on Google Play and Apple Store)
- Quick mode selection: Manual/Eco+/Boost/Absence
- Water & electricity consumption follow-up
- Hot water shortage alert
- Time remaining before next shower is ready



ELECTRIC WATER HEATER

75 TO 150 L
(Vertical wall-mounted)



**Models
available****



**2 colours
available**



**Digital
interface**



Heating element



Remote piloting




Energy efficiency
class B

Available 1st quarter 2019

*Depending on models

**Model types: 1. Vertical wall-mounted - 2. Horizontal wall-mounted - 3. Floor-standing

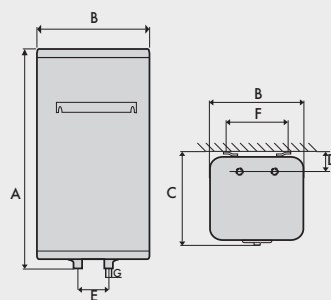
www.thermor-heating.com



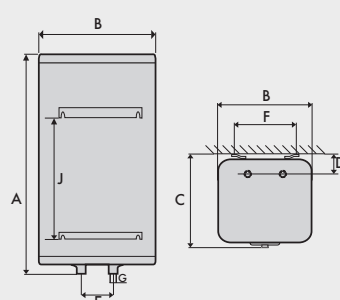
- 1 Diamond-quality enamel
- 2 High-density polyurethane foam 0% CFC
- 3 Magnesium anode
- 4 Steatite dry heating element
- 5 Inlet diffuser
- 6 Optimised stainless steel outlet pipe
- 7 Digital interface

INSTALLATION DIMENSIONS (in mm)

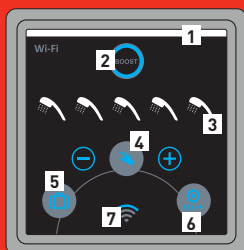
SQUARE CERAMICS CONNECT 75 & 100 L



SQUARE CERAMICS CONNECT 150 L



INTUITIVE DIGITAL INTERFACE



- 1 Power indicator (on 24/7)
- 2 Boost mode: The water heater is set to maximum temperature heating mode
- 3 Shower-ready indicator showing quantity of hot water remaining (fixed) or being produced (blinking)
- 4 Manual selection of required hot water quantity
- 5 Absence mode: Allows to create energy savings when away from home
- 6 Eco+ mode: Automatic operation according to consumer's habits thanks to a self-learning program
- 7 Light indicator when connected to Wi-Fi



Thanks to unique Steatite technology, the water heater is well adapted to aggressive, highly mineralised and desalinated water. The ceramic heating element is protected by enamelled steel sleeve, which grants a large heat exchange surface and reduces limescale deposits.


TECHNICAL DATA

Capacity (L)	Output (W)	Voltage (V)	Heat-up time at 60°C ($\Delta t=20^{\circ}\text{C}$)	Heat-up time at 60°C ($\Delta t=50^{\circ}\text{C}$)	Energy consumption (kWh/24h at 65°C)
75	2400	230	0h48	2h00	0.91
100	2400	230	1h04	2h40	1.08
150	2400	230	1h36	4h00	1.56

DIMENSIONS

Capacity (L)	Dimensions (mm)								Flange opening (Ø mm)	Net weight (kg)	ERP Energy class	Profile
	A	B	C	D	E	F	G	J				
75	712	490	516	163	230	350/440	3/4"	-	76	26	B	M
100	883	490	516	163	230	350/440	3/4"	-	76	31	B	L
150	1203	490	516	163	230	350/440	3/4"	800	76	41.5	C	M

CE | EAC | IP 24



Thermor