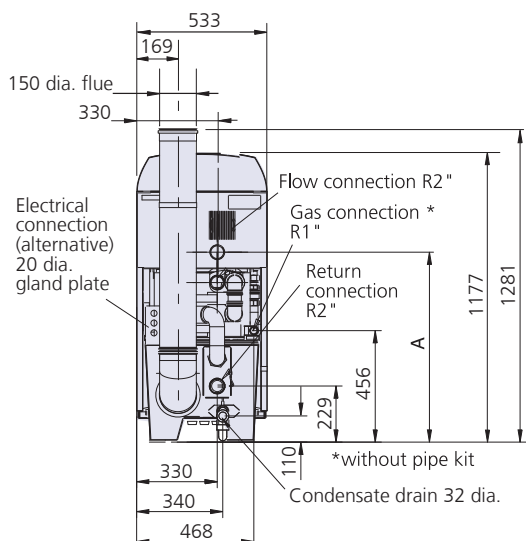


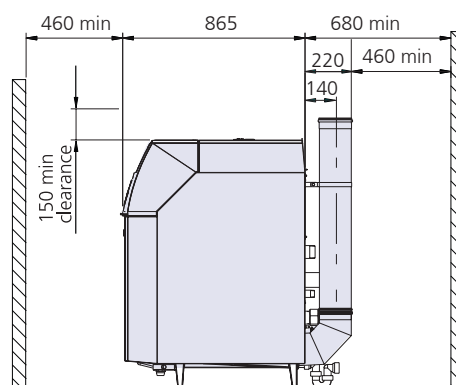
# Dimensional Details: c Models

Purewell VariHeat c

## Boilers Without Pipe Kits

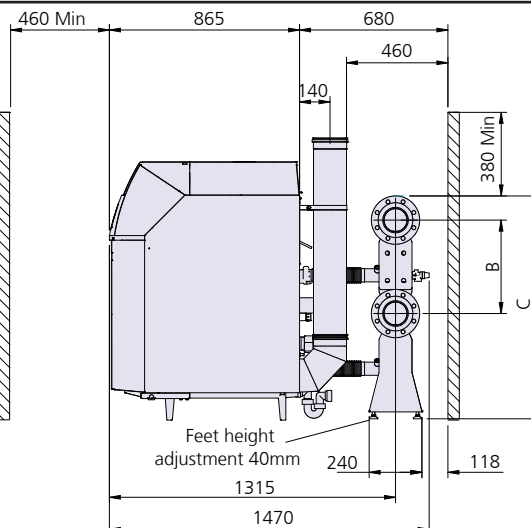
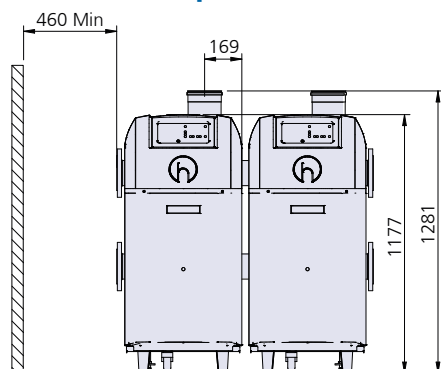


Dimensions mm	Ref.	PV70c, PV95c, PV110c	PV140c, PV180c
Flow connection	A	647	775



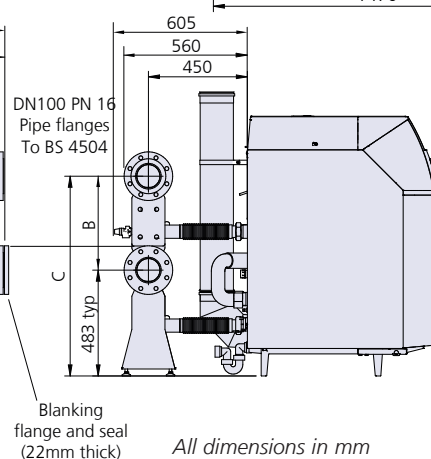
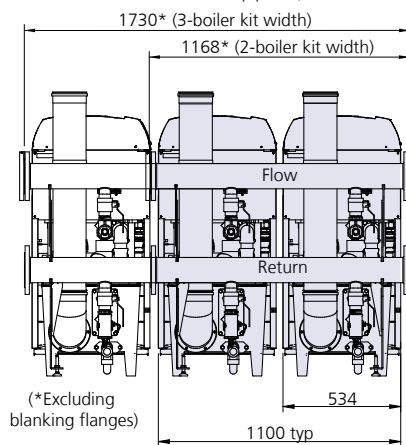
Note: Do not run trunking or pipework across the top of the boiler. Access is required top and front for servicing.

## Boilers With Pipe Kits



There are two distinct pipe kits available:  
 - a two-boiler pipe kit, and  
 - a three-boiler pipe kit.  
 Each flow and return pipe is a single continuous length of pipe, with flanged connections at each end, and sized for the width of two boilers or three boilers accordingly.  
 Two blank flanges are also included in each kit.  
 For a four-boiler arrangement, use two 2-boiler pipe kits together.  
 Electrical trunking may be run in front of the boiler at floor level, below the front cover. (not HHL supply).

For 4 boilers use 2 x 2-boiler pipe kit, width 2336\*



Dimensions mm	Ref.	PV70c, PV95c, PV110c	PV140c, PV180c
Flow/return centres	B	425	550
Header Flow connection	C	908	1033
Pipe flange to BS4504		DN100 (4") NB PNI6	